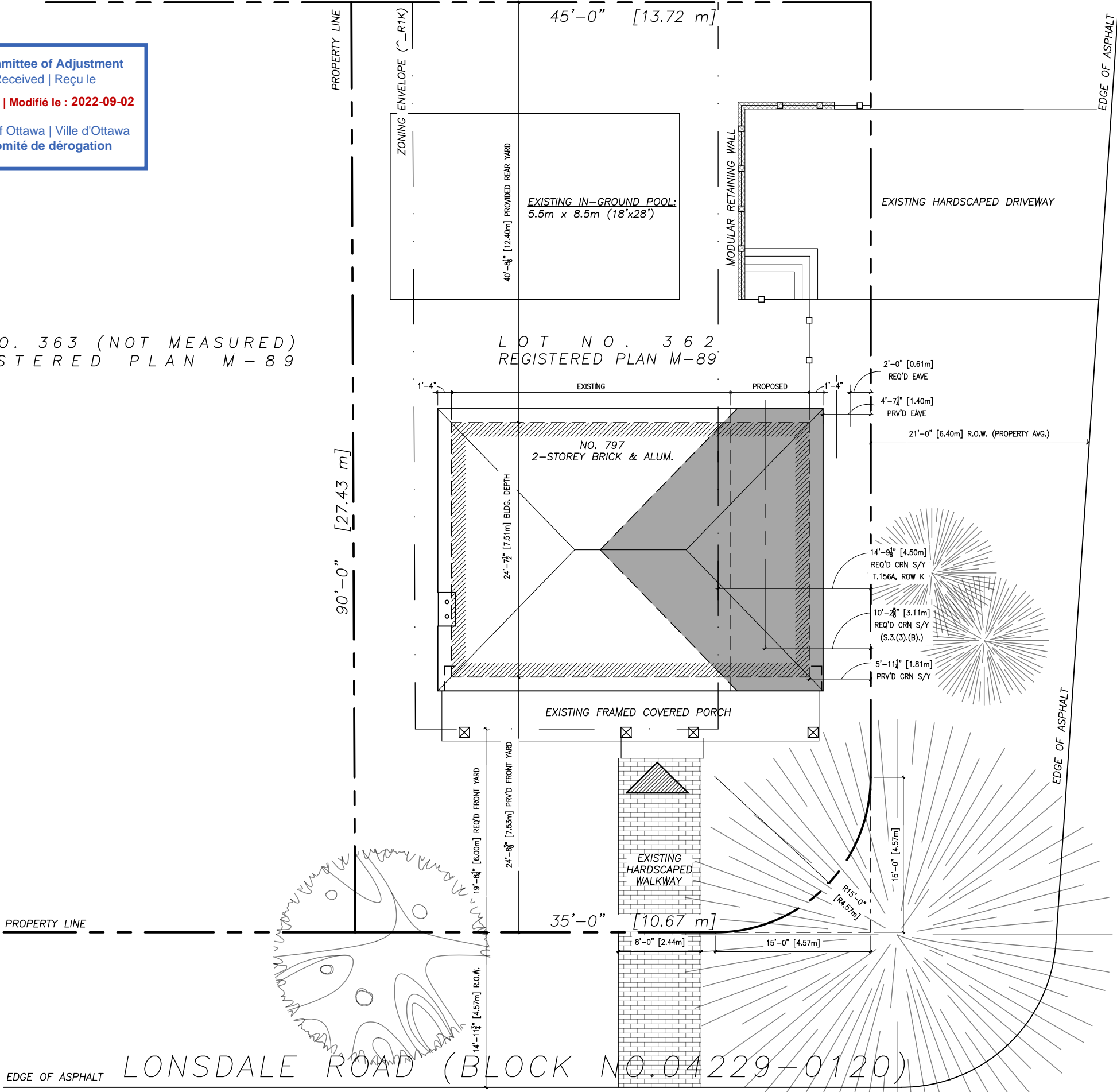


Committee of Adjustment
Received | Reçu le
Revised | Modifié le : 2022-09-02
City of Ottawa | Ville d'Ottawa
Comité de dérogation

LOT NO. 363 (NOT MEASURED)
REGISTERED PLAN M-89

LOT NO. 362
REGISTERED PLAN M-89



ARCHITECTURAL SITE PLAN

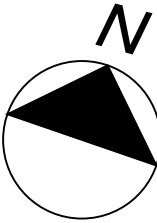
SCALE: $\frac{3}{32}$ " = 1'-0"

NIELS LUETTGE BCIN: 22116

FIRM BCIN: 36502

EDGE OF ASPHALT

LONSDALE ROAD (BLOCK NO. 04229-0120)



(613) 277 7306

GENERAL NOTES:

1. THE CONTRACTOR IS RESPONSIBLE FOR CHECKING AND VERIFYING ALL DIMENSIONS. ANY DISCREPANCY SHOULD BE REPORTED TO NIELS LUETTGE.
2. ALL WORK AND MATERIALS TO BE IN COMPLIANCE WITH ALL CODES, REGULATIONS, AND BY-LAWS.
3. ADDITIONAL DRAWINGS MAY BE ISSUED FOR CLARIFICATION TO ASSIST THE PROPER EXECUTION OF WORK. SUCH DRAWINGS WILL HAVE THE SAME MEANING AND INTENT AS IF THEY WERE INCLUDED WITH THE PLANS IN CONTRACT DOCUMENTS.
4. DO NOT SCALE DRAWINGS.

POST SCHEDULE


- P1 - 3" DIA. ADJUSTABLE STEEL TELEPOST
8500 POUND CAP. (MIN.)
P2 - 2-2"x6" OR 3-2"x4"
P3 - 3-2"x6" OR 5-2"x4"
P4 - 4-2"x6" OR 3-2"x8"
P5 - 5-2"x6" OR 4-2"x8"
P6 - HSS 3"x3"x .188" C/W 5"x3/8"x8" B.P. & C.P.
P7 - HSS 4"x4"x .188" C/W 6"x3/8"x10" B.P. & C.P.

BRICK LINTELS

OPENINGS UP TO	L SIZE
5'-0"	L 3 1/2"x3 1/2"x5/16"
7'-0"	L 4"x3 1/2"x5/16"
8'-0"	L 5"x3 1/2"x5/16"
9'-0"	L 5"x3 1/2"x3/8"
10'-0"	L 6"x4"x3/8"
6"min. BEARING EACH END	

No.	DATE	DESCRIPTION	INIT.
7.			
6.			
5.			
4.			
3.			
2.	04.27.2022	CLIENT REVISIONS	NL
1.	01.10.2022	ISSUED FOR INTERNAL REVIEW	NL

REVISIONS		
A	DETAIL NUMBER	
B	SHEET NUMBER (DETAIL REQUIRED)	
C	SHEET NUMBER (DETAIL LOCATION)	



DRAWING TITLE
ARCHITECTURAL SITE PLAN

CLIENT
797 LONSDALE RD.,
OTTAWA, ON
K1K 0J9

DATE JAN 10 2022	SHEET No.
SCALE AS NOTED	A1
DRAWN BY: NL	
CHECKED	