

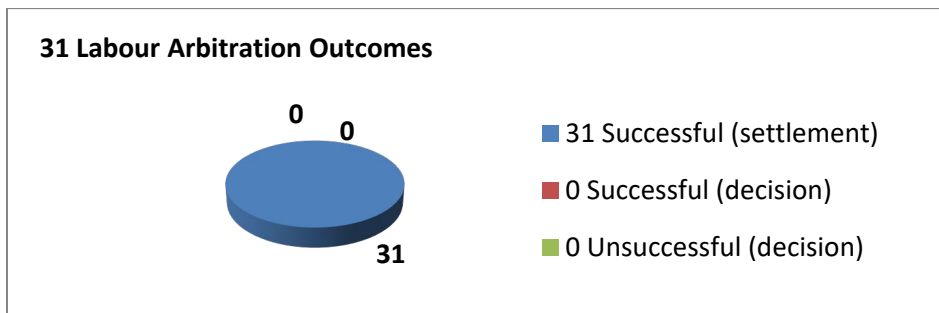
## Document 1

### Aggregate Metrics for Q1 to Q4 2022

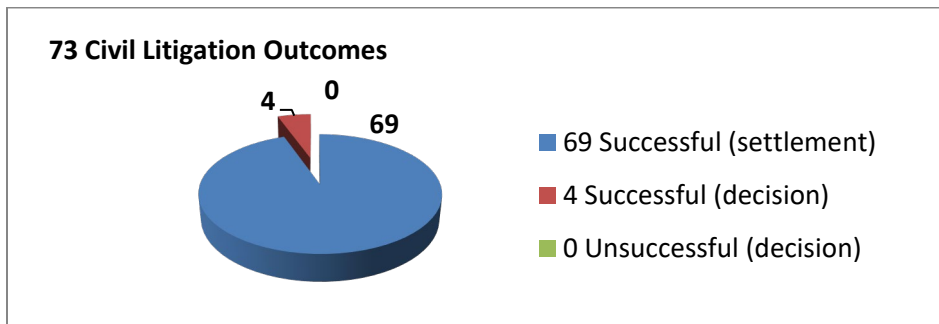
#### Civil Litigation / Labour and Employment

In keeping with the format used as part of the Q1-Q4 Comprehensive Legal Services Reports, the aggregate of litigation outcomes for 2022 is reproduced below. These figures include all forms of litigation, namely labour, civil, Ontario Land Tribunal and other miscellaneous tribunals.

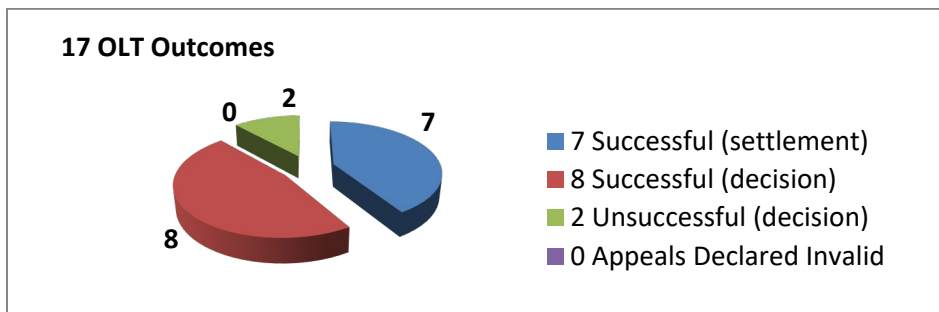
**Figure 1 Labour Arbitration Outcomes (Q1 to Q4 2022)**



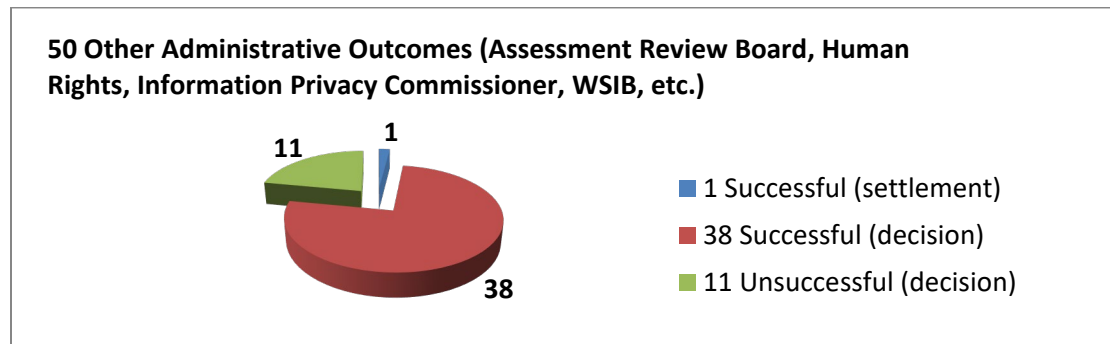
**Figure 2 Civil Litigation Outcomes (Q1 to Q4 2022)**



**Figure 3 OLT Outcomes (Q1 to Q4 2022)**



**Figure 4 Other Administrative Outcomes (Q1 to Q4 2022)**

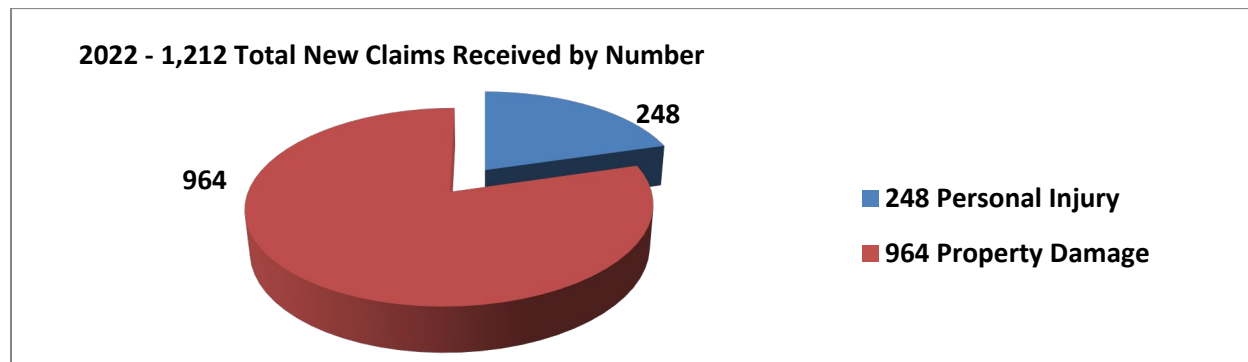


### Claims Unit

The Claims Unit received a total of 1,212 new claims in 2022. This figure represents the 964 property damage claims and 248 personal injury claims that were filed with the Unit. Of the total number of new claims received for 2022, 320 (26 per cent) represent pothole claims, which is annually the most common type of claim received by the Unit.

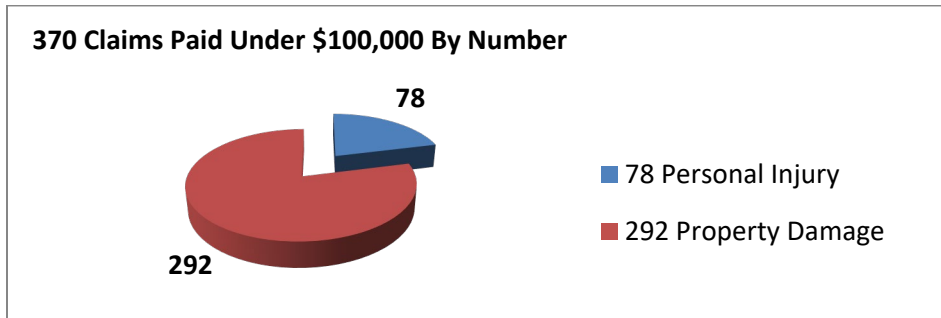
A summary of the 1,212 claims received during 2022 is set out below in Figure E by number.

**Figure 5 Total New Claims Received by Number**

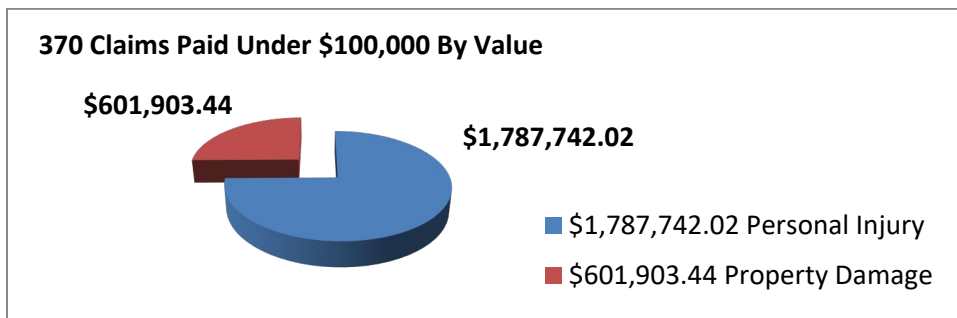


The Claims Unit concluded a total of 1,179 claims in 2022. This figure represents the 972 property damage claims and 207 bodily injury claims that were either closed-settled or closed-denied during the year. A summary of the 370 claims that were closed-settled (i.e. paid in whole or in part) in 2022 is set out below in Figures 6 (by number) and 7 (by value).

**Figure 6 Claims Paid Under \$100,000 by Number (Q1 to Q4 2022)**



**Figure 7 Claims Paid Under \$100,000 by Value (Q1 to Q4 2022)**



**Table 1 - Claims Paid over \$100,000 - Q1 to Q4 2022**

Department	Category	Claim Type	Net City Cost
Community and Social Services	Bodily/Personal Injury	Third party injuries from employee actions	\$202,593.36
Public Works	Bodily/Personal Injury	Third party MVA – road heaving	\$171,028.30
Public Works	Bodily/Personal Injury	Third party MVA - ice/snow accumulation	\$275,123.31
Public Works	Bodily/Personal Injury	Third party MVA – ice/snow accumulation	\$762,408.53
Public Works	Bodily/Personal Injury	Third party MVA – ice/snow accumulation	\$103,790.65
Public Works	Bodily/Personal Injury	Trip and Fall	\$166,183.00
Public Works	Bodily/Personal Injury	MVA-City and Third Party vehicle	\$121,038.41
Transit Services	Bodily/Personal Injury	Losses Onboard City Vehicle	\$180,468.80
Transit Services	Bodily/Personal Injury	City Vehicle hitting pedestrian/cyclist	\$250,587.60
Emergency and Protective Services	Property Damage or Loss	Losses from Fire Fighting Activities	\$123,368.53

Planning, Real Estate and Economic Development	Bodily/Personal Injury	Third Party MVA-Traffic Signs, Marking and Devices	\$1,465,593.98
Public Works	Bodily/Personal Injury	Third Party MVA-Ice/Snow Accumulation	\$153,336.61
Public Works	Bodily/Personal Injury	Slip and Fall	\$1,915,875.39
Recreation, Cultural and Facility Services	Bodily/Personal Injury	Slip and Fall	\$135,614.82
Recreation, Cultural and Facility Services	Bodily/Personal Injury	Slip and Fall	\$127,488.20
		<b>TOTAL:</b>	<b>\$6,154,499.49</b>

Corporate Commercial / Planning, Development and Real Estate / Municipal and Regulatory

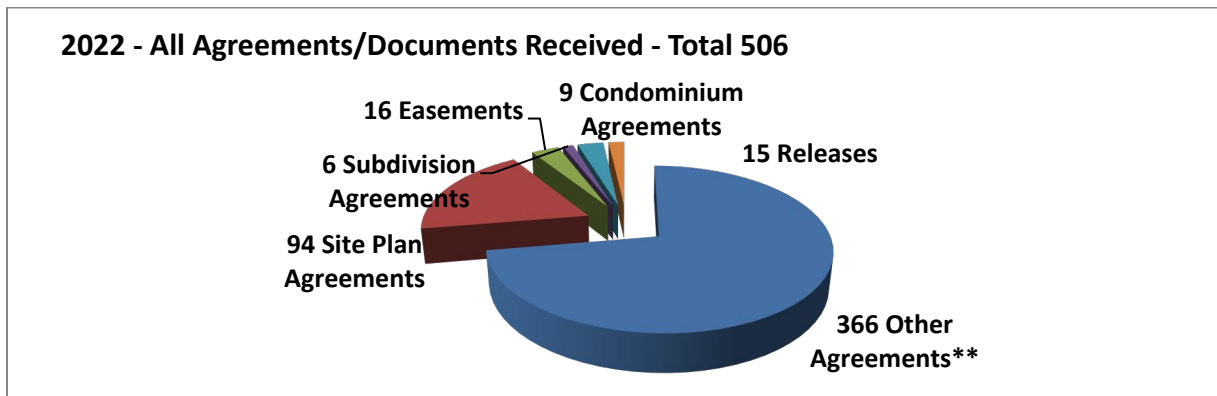
**Table 2 General Agreements and Contracts – Metrics**

<b>General Agreement/Contract Type</b>	<b>Routine</b>	<b>Moderately Complex</b>	<b>Complex</b>	<b>Total</b>
Agreements and Contracts Reviewed/Drafted	651	487	63	1,201
Reports Reviewed/Drafted	143	57	42	242
Real Estate Purchases and Sales	19	35	9	63
Tax Sale Registrations, Property Standards Orders	73	n/a	n/a	73
By-laws Reviewed/Drafted	156	44	21	221
Construction Lien Payments Reviewed / Processed	145	n/a	n/a	278

**Planning and Development**

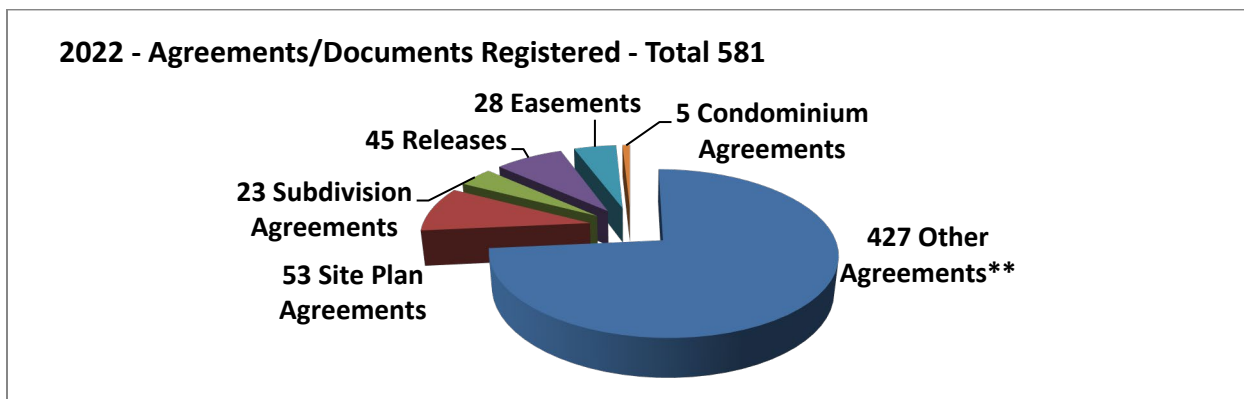
In 2022, 406 individual agreements and document requests were received by the Development Law Unit for drafting and registration. A summary is set out below in Figure 8 (by type).

**Figure 8 All Agreements/Document Requests Received – Total**



The Development Law Unit also completed registration on 581 individual agreements and documents in 2022. A summary is set out below in Figure 9 (by type).

**Figure 9 Agreements/Documents Registered - Total**



\*Stats shown in Figures 8 and 9 do not include work related to by-laws.

\*\*There are 17 different agreement types that fall under 'Other'.