

Committee of Adjustment
Received | Reçu le
2023-02-27
City of Ottawa | Ville d'Ottawa
Comité de dérogation

I REQUIRE THIS PLAN TO BE DEPOSITED UNDER THE LAND TITLES ACT.
DATE: _____
JAMIE LESLIE
ONTARIO LAND SURVEYOR

PLAN 4R-
RECEIVED AND DEPOSITED
DATE: _____
REPRESENTATIVE FOR LAND REGISTRAR
FOR THE LAND TITLES DIVISION OF
OTTAWA-CARLETON NO. 4.

SCHEDULE				
PART	LOT	PLAN	PIN	AREA (Sq.m.)
1	All of 141 and Part of 140 & 937	320	ALL OF 04256-0174	326.9
2	Part of 139, 140 & 937			225.4

PLAN OF SURVEY OF
**LOTS 140 & 141 and
PART OF LOTS 139 & 937**
REGISTERED PLAN 320
CITY OF OTTAWA

FARLEY, SMITH & DENIS SURVEYING LTD. 2023
Scale 1: 100
0 2.5 5 7.5 10 metres

Metric Note
Distances and/or coordinates on this plan are in metres and can be converted to feet by dividing by 0.3048.

Distance Note
Distances shown on this plan are ground distances and can be converted to grid distances by multiplying by the combined scale factor of 0.99995.

Bearing Note
Bearings hereon are grid bearings derived from the Can-Net Real Time Network and are referred to the Central Meridian of MTM Zone 9 (76°30' West Longitude) Nad-83 (Original).

For bearing comparisons, a rotation of 12°29'15" counter-clockwise was applied to bearings on P1 & P2.

CO-ORDINATES WERE DERIVED FROM CAN-NET REAL TIME NETWORK OBSERVATIONS, MTM ZONE 9, N.A.D. 1983 (ORIGINAL).		
POINT ID	NORTHING	EASTING
(A)	5031375.25	372118.59
(B)	5031168.48	372142.02
01919680105	5024915.16	373971.65
019198434761	5036178.12	372436.11

CO-ORDINATES ARE MTM ZONE 9, N.A.D. 1983 (ORIGINAL), TO URBAN ACCURACY PER SEC. 14 (2) OF O. REG. 216/10, AND CANNOT, IN THEMSELVES, BE USED TO RE-ESTABLISH CORNERS OR BOUNDARIES SHOWN ON THIS PLAN.

- Notes & Legend**
- Denotes Survey Monument Planted
 - Standard Iron Bar
 - SIB Standard Iron Bar
 - SSIB Short Standard Iron Bar
 - SSIB* Short Standard Iron Bar (0.3m Long)
 - IB Iron Bar
 - Meas Measured
 - (P1) Registered Plan 320
 - (P2) Plan by (990) dated June 3, 1997 (Ref. No. 50-97)
 - (P3) Plan by (547) dated February 13, 1959
 - (P4) Plan by (AOG) dated July 9, 1971
 - (P5) Plan by (1692) dated January 25, 2022 (File No. 681-21)
 - (D1) Inst No. N681463
 - OW Overhead Wires
 - UP Utility Pole
 - Ø Diameter
 - CLF Chain Link Fence
 - BF Board Fence
 - SRW Stone Retaining Wall
 - C/L Centreline
 - Deciduous Tree - The Symbol shown denotes location and trunk diameter only. Size of its' root system/overhead canopy may be smaller/larger than the symbol size depicted on this plan.

Surveyor's Certificate

I certify that:
1. This survey and plan are correct and in accordance with the Surveys Act, the Surveys Act and the Land Titles Act and the Regulations made under them.
2. The survey was completed on the ___ day of _____ 2023.

Date _____
Jamie Leslie
Ontario Land Surveyor

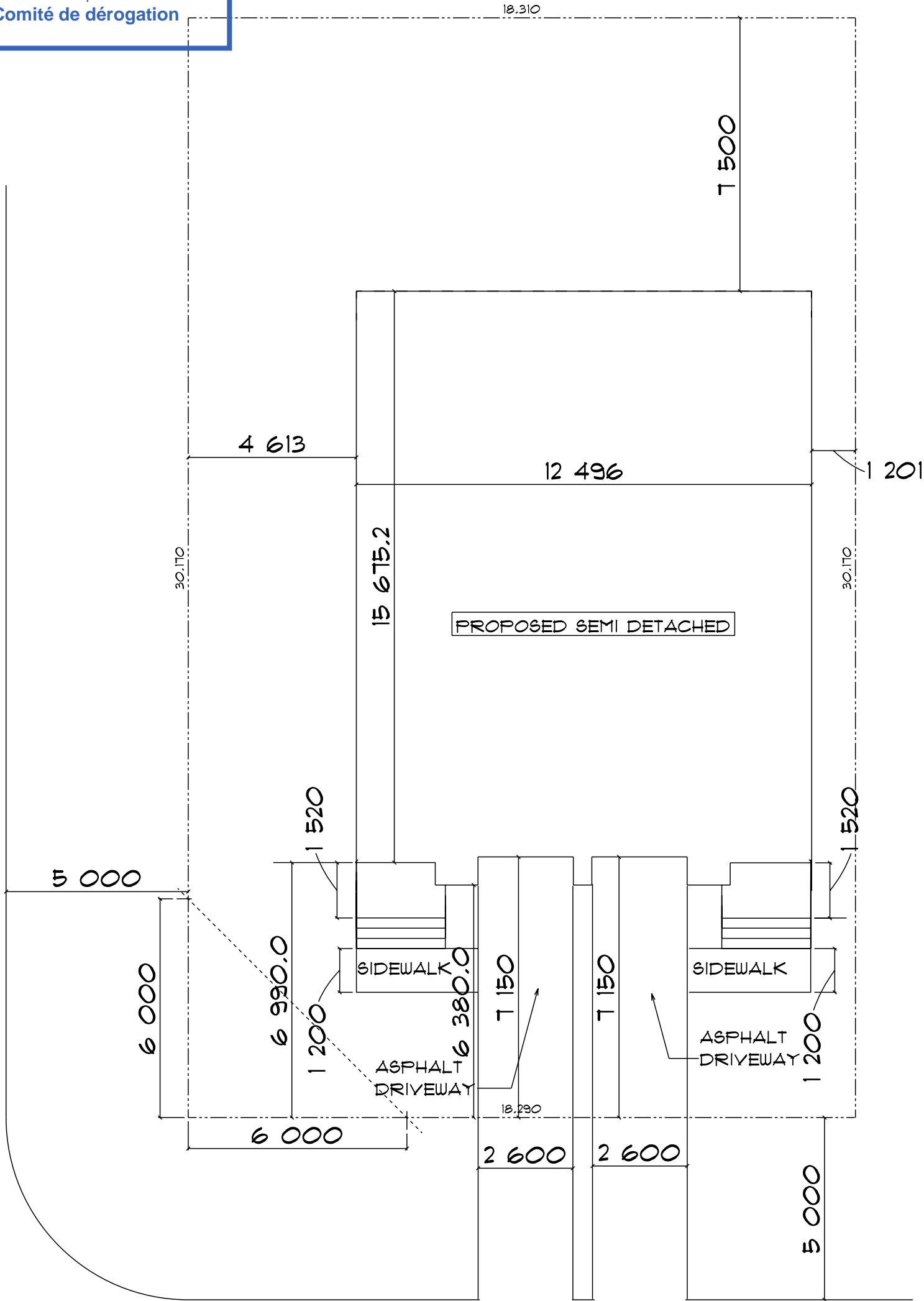
This plan of survey relates to AOLS Plan Submission Form Number V-43314
FARLEY, SMITH & DENIS SURVEYING LTD.
ONTARIO LAND SURVEYORS
CANADA LAND SURVEYORS
Unit 275, 30 COLONNADE ROAD, OTTAWA, ONTARIO K2E 7J6
TEL: (613) 727-8226 E-mail: fdsurveys@bellnet.ca

Committee of Adjustment
Received | Reçu le

Revised | Modifié le : 2023-04-28

City of Ottawa | Ville d'Ottawa
Comité de dérogation

AVENUE U



450 TREMBLAY ROAD

LOT COVERAGE:

LOT AREA: 662.03m
HOUSE AREA: 177.56m

LOT COVERAGE: 26.8%

SITE PLAN



ANDRE THERIAULT
2251 ESFRIT DRIVE ORLEANS
K4A 0A4
tel: (613) 834-5284
fax: (613) 834-0895
email: therault85@gmail.com

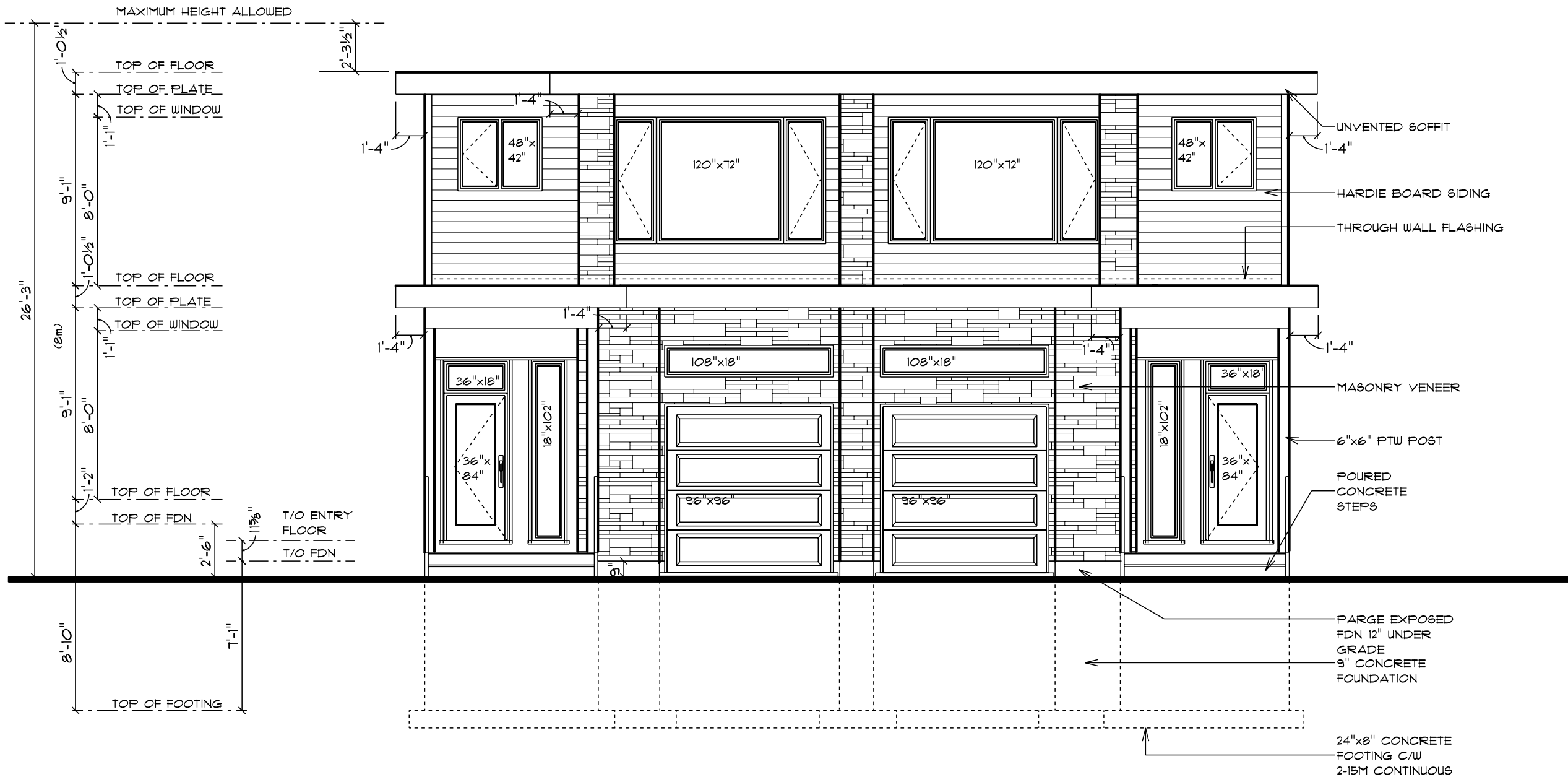
I Andre Theriault, Theriault design,
Take responsibility for design work,
on behalf of a firm registered under
Subsection 3.2.4 of division C, of
the building code.
I and the firm is registered in the
appropriate class/categories.

Individual: 22968
Firm: 30798

Date: _____
Signature of Designer: _____

date	
model	
1 SEVERANCE 28 MARCH 2023	
PROPOSED RENOVATION FOR 450 TREMBLAY RD	
drawing by	drawing no
A.THERIAULT	51
project no.	
2020-161	1

Committee of Adjustment
 Received | Reçu le
 Revised | Modifié le : 2023-04-28
 City of Ottawa | Ville d'Ottawa
 Comité de dérogation



FRONT ELEVATION
 SCALE: 3/16" = 1'-0"

structural engineer stamp if required:



I Andre Theriault, Theriault design:
 Take responsibility for design work
 on behalf of a firm registered under
 Subsection 3.2.4 of division C. of
 the building code.
 I and the firm is registered in the
 appropriate class/categories.

Individual: 22968
 Firm: 105420
 Date: 25 APRIL 2023

Signature of Designer:
Andre Theriault

ANDRE THERIAULT
 3550 CANOTEK ROAD, UNIT 21
 GLOUCESTER, K1J 9C3
 tel: (613) 834-5284

email: andre@theriaultdesign.ca

3	REVISION	25 APR 2023
2	REVISION	4 NOV 2022
1	CONST. DWG	15 JUNE 2022

project name
 PROPOSED RENOVATION
 FOR
 450 TREMBLAY RD

drawn by	drawing no
S.THERIAULT	1
project no.	13
2022-105	

Committee of Adjustment
 Received | Reçu le
 Revised | Modifié le : 2023-04-28
 City of Ottawa | Ville d'Ottawa
 Comité de dérogation



REAR ELEVATION

SCALE: 3/16" = 1'-0"

structural engineer stamp if required:



I Andre Theriault, Theriault design:
 Take responsibility for design work
 on behalf of a firm registered under
 Subsection 3.2.4 of division C. of
 the building code.
 I and the firm is registered in the
 appropriate class/categories.

Individual: 22968
 Firm: 105420
 Date: 25 APRIL 2023

Signature of Designer:
Andre Theriault

ANDRE THERIAULT
 3550 CANOTEK ROAD, UNIT 21
 GLOUCESTER, K1J 9C3
 tel: (613) 834-5284

email: andre@theriaultdesign.ca

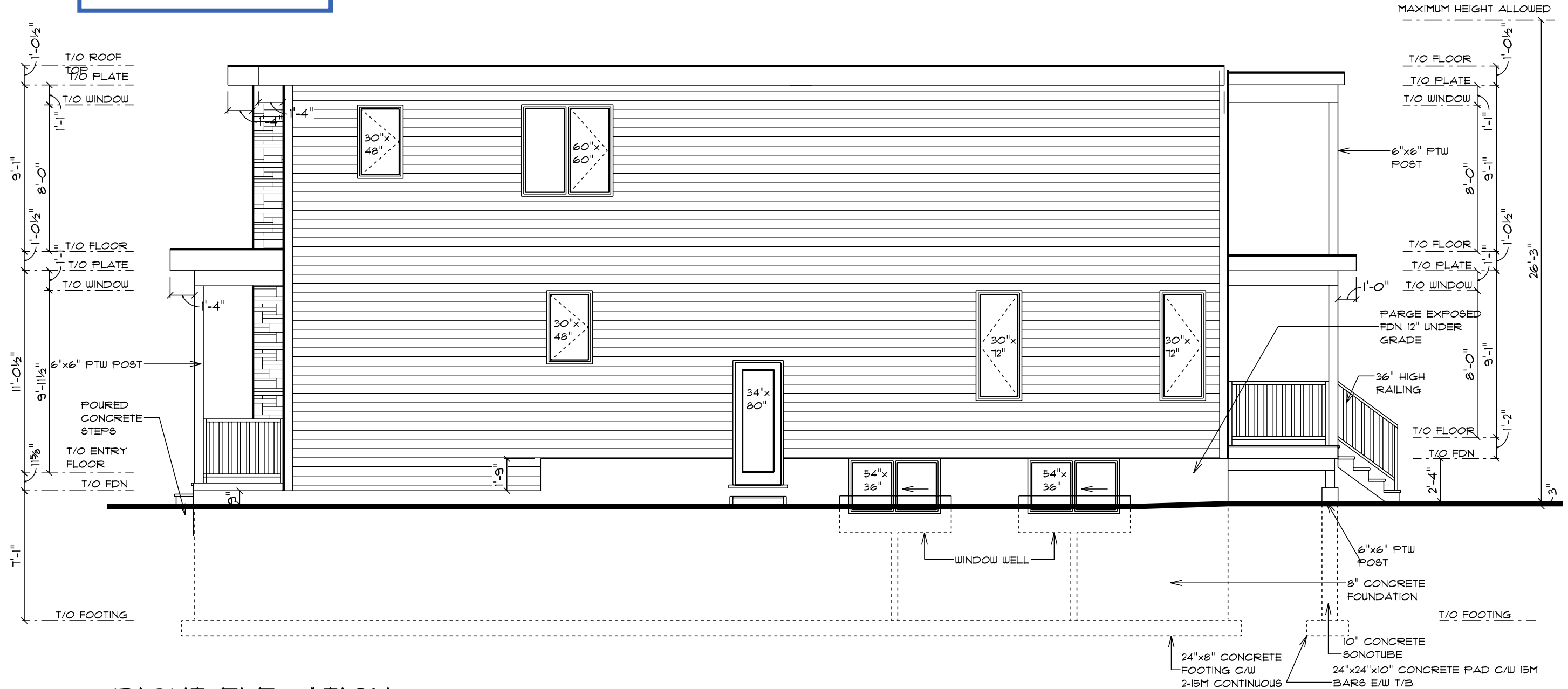
3	REVISION	25 APR 2023
2	REVISION	4 NOV 2022
1	CONST. DWG	15 JUNE 2022

project name

PROPOSED RENOVATION
 FOR
 450 TREMBLAY RD

drawn by	drawing no
S.THERIAULT	2
project no.	13
2022-105	

Committee of Adjustment
 Received | Reçu le
 Revised | Modifié le : 2023-04-28
 City of Ottawa | Ville d'Ottawa
 Comité de dérogation



RIGHT ELEVATION

SCALE: 3/16" = 1'-0"

I, Andre Theriault, Theriault design: Individual: 22968
 Take responsibility for design work on behalf of a firm registered under Firm: 105420
 Subsection 3.2.4 of division C. of the building code.
 I and the firm is registered in the appropriate class/categories.
 Date: _____ 25 APRIL 2023
 Signature of Designer: *Andre Theriault*

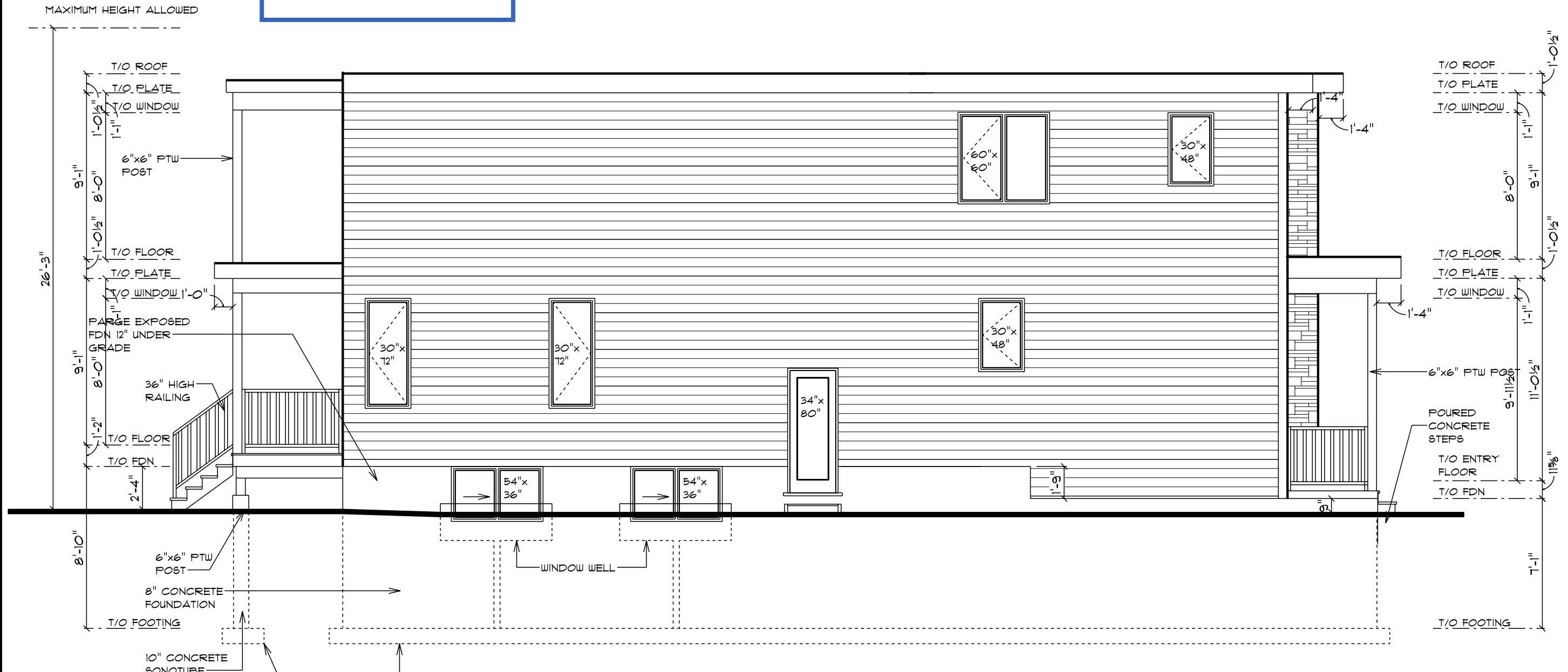


ANDRE THERIAULT
 2251 ESPRIT DRIVE, ORLEANS
 K4A 0A4
 tel: (613) 834-5284
 fax: (613) 834-0895
 email: theriault85@gmail.com

date	description	date
1	CONST. DWG	15 JUNE 2022
2	REVISION	4 NOV 2022
3	REVISION	25 APR 2023

model	
PROPOSED RENOVATION FOR 450 TREMBLAY RD	
drawing by	drawing no
S.THERIAULT	3
project no.	13
2022-105	

Committee of Adjustment
 Received | Reçu le
Revised | Modifié le : 2023-04-28
 City of Ottawa | Ville d'Ottawa
 Comité de dérogation



LEFT ELEVATION

SCALE: 3/16" = 1'-0"

I, Andre Theriault, Theriault design: Individual: 22968
 Take responsibility for design work on behalf of a firm registered under Firm: 105420
 Subsection 3.2.4 of division C. of the building code.
 I and the firm is registered in the appropriate class/categories.
 Date: _____ 25 APRIL 2023
 Signature of Designer: *Andre Theriault*



ANDRE THERIAULT
 2251 ESPRIT DRIVE, ORLEANS
 K4A 0A4
 tel: (613) 834-5284
 fax: (613) 834-0895
 email: theriault85@gmail.com

date		model
1	CONST. DWG	15 JUNE 2022
2	REVISION	4 NOV 2022
3	REVISION	25 APR 2023

PROPOSED RENOVATION FOR 450 TREMBLAY RD	
drawing by	drawing no
S.THERIAULT	4
project no.	13
2022-105	