



Ottawa

Draft

BUDGET

2024

Advancing Ottawa: A plan for a resilient, affordable and connected city

Community Services Committee

Tabled – November 8, 2023

Table of Contents

Community Services Committee

Community and Social Services	1
GM's Office & Business Support Services	1
Service Area Summary	1
Operating Resource Requirement	2
Community Safety, Well-Being, Policy and Analytics Services	3
Service Area Summary	3
Operating Resource Requirement	5
Employment and Social Services	6
Service Area Summary	6
Operating Resource Requirement	8
Children's Services	9
Service Area Summary	9
Operating Resource Requirement	11
User Fees.	13
Housing Services.	14
Service Area Summary	14
Operating Resource Requirement	15
Long Term Care Services.	16
Service Area Summary	16
Operating Resource Requirement	17
Gender and Race Equity, Inclusion, Indigenous Relations and Social Development Services.	18
Service Area Summary	18
Operating Resource Requirement	21
Recreation, Cultural and Facility Services	22
GM's Office & Business Support Services.	22

Service Area Summary	22
Operating Resource Requirement	23
User Fees	24
Community Recreation, Cultural and Sports Services	25
Service Area Summary	25
Operating Resource Requirement	27
User Fees	28
Complexes, Aquatics and Specialized Services	31
Service Area Summary	31
Operating Resource Requirement	33
User Fees	34
Parks and Facilities Planning	37
Service Area Summary	37
Operating Resource Requirement	39
User Fees	40
Facility Operations Service	41
Service Area Summary	41
Operating Resource Requirement	43
User Fees	44
Parks Maintenance Services	45
Service Area Summary	45
Operating Resource Requirement	46
Capital Funding Summary	47
Operating and Capital Supplemental Summaries	49
Community and Social Services	49
GM's Office & Business Support Services	49
Operating Analysis	49

Explanatory Notes.	50
Community Safety, Wellbeing, Policy and Analytics Services	51
Operating Analysis	51
Explanatory Notes.	52
Employment and Social Services	53
Operating Analysis	53
Explanatory Notes.	55
Children's Services	57
Operating Analysis	57
Explanatory Notes.	59
Housing Services.	61
Operating Analysis	61
Explanatory Notes.	63
Long Term Care Services.	65
Operating Analysis	65
Explanatory Notes.	66
Gender and Race Equity, Inclusion, Indigenous Relations and Social Development Services.	68
Operating Analysis	68
Explanatory Notes.	69
Recreation, Cultural and Facility Services	70
GM's Office & Business Support Services	70
Operating Analysis	70
Explanatory Notes.	71
Community Recreation, Culture and Sports Services	72
Operating Analysis	72
Explanatory Notes.	73
Complexes, Aquatics and Specialized Services	74

Operating Analysis	74
Explanatory Notes.	75
Parks and Facilities Planning	76
Operating Analysis	76
Explanatory Notes.	77
Facility Operations Services.	78
Operating Analysis	78
Explanatory Notes.	79
Parks Maintenance Services	81
Operating Analysis	81
Explanatory Notes	82
Capital Budget.	83
Project Details	83
Child Care	84
Long Term Care.	90
Parks, Buildings, & Grounds	96
Parks, Recreation & Culture	98
Social Services	132
Four Year Forecast Summary	137
Capital Works-In-Progress	141

Business Support Services – Community and Social Services 2024 Service Area Summary

The Business Support Services unit (BSS) provides centralized strategic and operational support to all services within the department. It provides key business support functions and expertise such as project and program management, communications, legislative agenda, audit coordination, policy review and development, digital services support, and fulfilling corporate obligations and reporting. The BSS supports the General Manager's office, department leadership, and operational services/branches, and works with the other BTSS/BSS units across the corporation to increase organizational effectiveness, efficiency, and collaboration between departments.

City of Ottawa
Community & Social Services
GM's Office & Business Support Services - Operating Resource Requirement
In Thousands (\$000)

	2022	2023		2024	\$ Change over 2023 Budget
	Actual	Forecast	Budget	Estimate	
Expenditures by Program					
General Manager's Office	443	444	444	453	9
Business Support Services	3,734	3,609	3,465	3,960	495
Gross Expenditure	4,177	4,053	3,909	4,413	504
Recoveries & Allocations	(27)	0	0	0	0
Revenue	(594)	(324)	0	0	0
Net Requirement	3,556	3,729	3,909	4,413	504
Expenditures by Type					
Salaries, Wages & Benefits	3,947	3,921	3,822	4,327	505
Overtime	47	0	0	0	0
Material & Services	158	122	77	76	(1)
Transfers/Grants/Financial Charges	13	0	0	0	0
Fleet Costs	0	0	0	0	0
Program Facility Costs	0	0	0	0	0
Other Internal Costs	12	10	10	10	0
Gross Expenditures	4,177	4,053	3,909	4,413	504
Recoveries & Allocations	(27)	0	0	0	0
Net Expenditure	4,150	4,053	3,909	4,413	504
Revenues By Type					
Federal	0	0	0	0	0
Provincial	(594)	0	0	0	0
Own Funds	0	0	0	0	0
Fees and Services	0	0	0	0	0
Fines	0	0	0	0	0
Other	0	(324)	0	0	0
Total Revenue	(594)	(324)	0	0	0
Net Requirement	3,556	3,729	3,909	4,413	504
Full Time Equivalents			31.00	31.00	0.00

Community and Social Services Department 2024 Service Area Summary - Community Safety, Well-Being, Policy and Analytics

The Community Safety, Well-Being, Policy and Analytics Service Area contributes to community well-being through the execution of the City of Ottawa's Community Safety and Well-Being Plan. This is accomplished by working collaboratively with elected officials, internal and community stakeholders; providing leading edge analytics to enhance the delivery of social services, as well as best practice research in support of the development of social policy to effect sustainable systemic change and achieve integrated service outcomes; and leading social development initiatives that increase service equity in communities and neighborhoods. Community Safety, Well-Being, Policy and Analytics has two distinct branches: the Community Safety and Well-Being (CSWB) branch and the Social Policy, Research and Analytics (SPRA) branch.

Programs/Services Offered

Community Safety and Well-Being Branch

- The Community Safety and Well-Being Plan was approved by Council on October 27, 2021. The vision of the Plan is a sustainable community where everyone is safe, has a sense of belonging, has access to services, and can meet needs for education, health care, food, housing, income, and social and cultural expression. It includes six priorities: discrimination, marginalization, and racism; financial security and poverty reduction (including food security); gender-based violence and violence against women; housing; integrated and simpler systems; and mental well-being.
- In July 2023, Council approved a plan for the first phase of a safer way to respond to mental health and substance use crises. This plan involves identifying a different phone number, instead of 9-1-1, for people to call when they need help. The calls will be answered by trained professionals who will assess the situation and send the appropriate community-based support.
- The CSWB branch leads a partnership with the University of Ottawa, Algonquin College and Carleton University, in an innovative framework called CityStudio. CityStudio Ottawa is an opportunity for the City to collaborate with students and faculty staff to conduct research, explore ideas and identify innovative solutions to civic problems.

- In 2023, the CSWB office organized a first Poverty Reduction Community Roundtable, bringing diverse partners and sectors together and building momentum to move forward with the development of a municipal poverty reduction strategy.
- In July 2023, Council approved the merger of Crime Prevention Ottawa (CPO) with the Community Safety and Well-Being Plan for a more cohesive, integrated approach to crime prevention in the city.
- In 2023, the Building Safer Communities unit was created under the CSWB branch, via the Building Safer Communities Fund (BSCF) allocated by Public Safety Canada. The BSCF is a targeted, time-limited contribution program supporting municipalities and Indigenous communities to develop community-based prevention and intervention strategies to tackle gun and gang activities.

Social Policy, Research and Analytics Branch

The Social Policy, Research and Analytics branch supports the Community and Social Services Department's operations through the development, maintenance, and enhancement of digital applications and dynamic dashboards as well as advanced analytics and reporting.

As of August 2023, this includes:

- 44 dynamic dashboards reporting on ongoing operations across the Community and Social Services Department. These dashboards are used regularly by over 300 staff members.
- 3 Housing-related Ottawa.ca dynamic dashboards which are updated monthly and serve a public audience.
- 10 digital apps collecting primary data in support of operational requirements.
- 2 population surveys across Ottawa collecting data to advance strategic planning and social policy.
- Ongoing data analysis support for all service areas. A recent example includes the creation of data tools to support the roll out the Canada-Wide Early Learning and Childcare (CWELCC) Program City-wide.

City of Ottawa
Community & Social Services
Community Safety, Well-Being, Policy & Analytics - Operating Resource Requirement
In Thousands (\$000)

	2022	2023		2024	\$ Change over 2023 Budget
	Actual	Forecast	Budget	Estimate	
Expenditures by Program					
Community Safety, Well-Being, Policy & Analytics	4,980	8,057	8,607	6,370	(2,238)
Gross Expenditure	4,980	8,057	8,607	6,370	(2,238)
Recoveries & Allocations	211	(70)	(70)	(70)	0
Revenue	0	0	0	0	0
Net Requirement	5,191	7,987	8,537	6,300	(2,238)
Expenditures by Type					
Salaries, Wages & Benefits	1,546	1,656	1,656	1,686	30
Overtime	0	0	0	0	0
Material & Services	576	3,543	4,093	1,626	(2,468)
Transfers/Grants/Financial Charges	2,848	2,854	2,854	3,054	200
Fleet Costs	0	0	0	0	0
Program Facility Costs	0	0	0	0	0
Other Internal Costs	10	4	4	4	0
Gross Expenditures	4,980	8,057	8,607	6,370	(2,238)
Recoveries & Allocations	211	(70)	(70)	(70)	0
Net Expenditure	5,191	7,987	8,537	6,300	(2,238)
Revenues By Type					
Federal	0	0	0	0	0
Provincial	0	0	0	0	0
Own Funds	0	0	0	0	0
Fees and Services	0	0	0	0	0
Fines	0	0	0	0	0
Other	0	0	0	0	0
Total Revenue	0	0	0	0	0
Net Requirement	5,191	7,987	8,537	6,300	(2,238)
Full Time Equivalents			13.00	13.00	0.00

Community and Social Services Department 2024 Service Area Summary - Employment and Social Services

Employment and Social Services (ESS) provides employment and financial assistance, along with social and practical life stabilizing supports to families and individuals in need, to increase self-reliance and improve their social and economic well-being.

Programs/Services Offered

- Delivers the Ontario Works program, which provides short-term financial assistance and person-centered case management support that focuses on connecting individuals to community resources and services that will help prepare them for employment.
- Operates one of 11 Employment Ontario Centres in Ottawa, providing a single point of access to employment, training programs and services for individuals and employers.
- Delivers the 100 per cent municipally funded Essential Health and Social Supports program which assists low-income residents with essential health, social and employment related services.
- Administers the Home Support Services program, which provides light housekeeping services to low-income residents who have a medical need or with no supports in the community.
- Provides assessment and eligibility determination for subsidized spaces at Residential Services Homes.
- Deploys an Outreach and Mobile Services Team to provide ESS services to residents at 13 locations in the community.
- Operates the Catherine St. Community Service Hub, providing integrated and coordinated City and community services in one location.

Each month, approximately:

- 16,077 households receive assistance from the Ontario Works program
- 1225 households receive assistance from the Essential Health and Social Supports program

- 1220 residents receive light housekeeping services from the Home Support Services program
- 185 residents access services through the Outreach and Mobile Services Team
- 2,045 resident visits to the Catherine St. Community Service Hub

Annually, there are 17,600 visits to the City of Ottawa Employment Ontario Centre where individuals access employment information and resources, as well as programs and services.

City of Ottawa
Community & Social Services
Employment and Social Services - Operating Resource Requirement
In Thousands (\$000)

	2022	2023		2024	\$ Change over 2023 Budget
	Actual	Forecast	Budget	Estimate	
Expenditures by Program					
Ontario Works Program	213,413	259,227	262,227	254,505	(7,722)
Essential Health and Social Supports Program	2,074	2,185	2,185	2,185	0
Home Support Program	3,241	3,000	3,000	3,000	0
Provincial Employment Programs	6,035	3,943	3,943	2,943	(1,000)
Community Bus Passes and EquiPass Program	4,675	5,643	6,643	7,043	400
Gross Expenditure	229,438	273,998	277,998	269,676	(8,322)
Recoveries & Allocations	(16,051)	(17,875)	(17,875)	(17,875)	0
Revenue	(186,938)	(229,966)	(229,966)	(219,946)	10,020
Net Requirement	26,449	26,157	30,157	31,855	1,698
Expenditures by Type					
Salaries, Wages & Benefits	44,807	48,989	51,989	49,471	(2,518)
Overtime	14	0	0	0	0
Material & Services	4,834	5,205	5,205	4,904	(301)
Transfers/Grants/Financial Charges	176,980	216,220	217,220	211,695	(5,525)
Fleet Costs	0	0	0	0	0
Program Facility Costs	774	774	774	796	22
Other Internal Costs	2,029	2,810	2,810	2,810	0
Gross Expenditures	229,438	273,998	277,998	269,676	(8,322)
Recoveries & Allocations	(16,051)	(17,875)	(17,875)	(17,875)	0
Net Expenditure	213,387	256,123	260,123	251,801	(8,322)
Revenues By Type					
Federal	0	0	0	0	0
Provincial	(186,936)	(229,966)	(229,966)	(219,946)	10,020
Own Funds	0	0	0	0	0
Fees and Services	(2)	0	0	0	0
Fines	0	0	0	0	0
Other	0	0	0	0	0
Total Revenue	(186,938)	(229,966)	(229,966)	(219,946)	10,020
Net Requirement	26,449	26,157	30,157	31,855	1,698
Full Time Equivalents			532.17	507.17	(25.00)

Community and Social Services Department 2024 Service Area Summary - Children's Services

Children's Services is responsible for the planning and management of licensed child care and early learning programs and services in Ottawa. Together with our community partners, Children's Services provides high-quality child care and early years' services that are accessible, inclusive and affordable, and is committed to serve families who face barriers and systemic challenges. Child care is the caring for and supervision of children ages 0 to 12 in licensed settings. This includes home-based or centre-based settings as well as before and after school programs. Early years services are free-of-charge programs that provide opportunities for children ages 0 to 6 to participate in play and inquiry-based programs with parents/caregivers in attendance. Programming includes playgroups, workshops and pre- and post-natal supports that assist parents/caregivers and facilitate access to information and specialized services. The new Canada-wide Early Learning and Child Care (CWELCC) system leverages and builds upon the existing early learning and child care system. The first CWELCC initiative was providing parents/caregivers with a 25 per cent child care fee reduction, retroactive to April 1, 2022. This was later increased to a 52 per cent fee reduction and Children's Services projects to reach an average fee of \$10 a day by the years 2025 and 2026. In addition, we are creating new high-quality, affordable licensed child care spaces predominantly through utilizing not-for-profit licensed child care centres, with a goal of addressing barriers and providing inclusive child care. Children's Services is also providing training and development opportunities for the early childhood workforce.

Programs/Services Offered

- 393 licensed child care spaces at 10 municipal child care centres.
- 21,000 families experienced fee reductions made possible by CWELCC funding.
- Approx. 400 child care employees, recognized as low wage earners, received improved compensation under CWELCC.
- 2,190 additional community based spaces and 713 school based spaces are being created in Ottawa by 2026.
- Approx. 8,500 subsidized child care placements in the community.
- Approx. 34,000 licensed child care spaces supported by providing funding to non-profit child care agencies.

- 3,750 child care employees received wage enhancements made possible by providing general operating funding.
- 1,500 children received support through special needs funding.
- 28,500 children participate in early years programs and services, including Indigenous-led programming.
- Manages the Child Care Registry and Waitlist to assist parents looking for licensed child care.

City of Ottawa
Community & Social Services
Children's Services - Operating Resource Requirement
In Thousands (\$000)

	2022	2023		2024	\$ Change over 2023 Budget
	Actual	Forecast	Budget	Estimate	
Expenditures by Program					
Legislated Programs					
<u>Core Services</u>					
<i>Fee Subsidy</i>	55,790	60,876	60,876	60,876	0
<i>General Operating</i>	57,353	34,802	34,802	34,802	0
<i>Program Delivery</i>	7,849	14,846	14,846	15,146	300
Special Needs Resourcing	5,213	6,343	6,343	6,343	0
Special Purpose	1,924	975	975	975	0
Wage Enhancement	16,033	17,401	17,401	17,401	0
Canada Wide Early Learning	68,701	196,180	196,180	203,380	7,200
Sustainability, Reopening & Safe Restart	0	0	0	0	0
Early Years Child and Family Centres	11,185	11,789	11,789	11,789	0
Municipal Investments					
Municipal Child Care Centres	11,085	11,431	11,286	10,906	(380)
Special Needs Resourcing	912	912	912	912	0
Early Years Child and Family Centres	994	994	994	994	0
Other Municipal Funding	779	3,000	3,000	3,000	0
Gross Expenditure	237,818	359,549	359,404	366,524	7,120
Recoveries & Allocations	(16,185)	(6,113)	(6,113)	(6,113)	0
Revenue	(201,673)	(333,500)	(333,835)	(341,195)	(7,360)
Net Requirement	19,960	19,936	19,456	19,216	(240)
Expenditures by Type					
Salaries, Wages & Benefits	17,422	22,797	22,797	22,667	(130)
Overtime	46	0	0	0	0
Material & Services	1,482	2,525	2,525	2,508	(17)
Transfers/Grants/Financial Charges	218,015	333,272	333,272	340,472	7,200
Fleet Costs	0	0	0	0	0
Program Facility Costs	724	876	731	798	67
Other Internal Costs	129	79	79	79	0
Gross Expenditures	237,818	359,549	359,404	366,524	7,120
Recoveries & Allocations	(16,185)	(6,113)	(6,113)	(6,113)	0
Net Expenditure	221,633	353,436	353,291	360,411	7,120

City of Ottawa
Community & Social Services
Children's Services - Operating Resource Requirement
In Thousands (\$000)

	2022	2023		2024	\$ Change over 2023 Budget
	Actual	Forecast	Budget	Estimate	
Revenues By Type					
Federal	0	0	0	0	0
Provincial	(195,209)	(323,687)	(323,687)	(330,887)	(7,200)
Own Funds	(779)	(3,000)	(3,000)	(3,000)	0
Fees and Services	(5,685)	(6,813)	(7,148)	(7,308)	(160)
Fines	0	0	0	0	0
Other	0	0	0	0	0
Total Revenue	(201,673)	(333,500)	(333,835)	(341,195)	(7,360)
Net Requirement	19,960	19,936	19,456	19,216	(240)
Full Time Equivalents			233.49	233.49	0.00

City of Ottawa
 Community & Social Services
 Children's Services - User Fees

	2022 Rate \$	2023 Rate \$	2024 Rate \$	% Change Over 2023	% Change Over 2022	Effective Date	2024 Revenue (\$000)
Child Care							
Infant	-	-	-	0.0%	0.0%		
Toddler	47.64	30.01	30.01	0.0%	-37.0%	01-Jan-24	0
Preschool	34.31	21.61	21.61	0.0%	-37.0%	01-Jan-24	0

Community and Social Services Department 2024 Service Area Summary - Housing Services

Housing Services is responsible for the funding, administration, monitoring, and repair needs of community/affordable housing to increase access to, and retention of suitable housing for people living on low to middle incomes. It also plans for and administers investments in new affordable and supportive housing. Housing Services is also responsible for the housing and homelessness service system planning and funding. This system includes shelter and other housing services such as outreach, housing search, stabilization, and housing loss prevention for residents experiencing or at risk of homelessness. Working with other City departments and external providers, the service area also provides a system-wide, coordinated response to the rooming house sector.

In collaboration with community stakeholders, Housing Services is responsible for the ongoing execution of the 10-Year Housing and Homelessness Plan. The 10-Year Plan identifies current and future housing needs and priorities, sets targets and objectives, and outlines measures to achieve those targets and objectives.

Programs/Services Offered

- Over 17,000 community housing units in Ottawa.
- Over 4,700 households in receipt of other housing benefits such as Housing Allowances or Rent Supplements.
- Completed over 180 supportive housing units and 197 affordable units since 2020.
- Approximately 12,000 households on the Centralized Wait List for Rent-Geared-to-Income (RGI) assistance.
- Over 325 families and 900 singles accessing emergency shelter and transitional housing programs funded by Housing Services. This includes beds for singles, youth and families.
- The City of Ottawa directly operates several facilities including: 44 rooms family shelter including 176 beds, overflow motels and hotels, post-secondary residences and physical distancing centres. These facilities provide emergency shelter supports when the community shelter system is at capacity.
- Provides funding to 13 Housing First organizations supporting upwards of 1,450 people at any time.
- Provides operating funding to 31 organizations providing homelessness programs.

City of Ottawa
Community & Social Services
Housing Services - Operating Resource Requirement
In Thousands (\$000)

	2022	2023		2024	\$ Change over 2023 Budget
	Actual	Forecast	Budget	Estimate	
Expenditures by Program					
Director's Office	631	599	599	608	9
Housing Programs	114,856	95,895	101,770	99,288	(2,482)
Homelessness Prevention Plan	59,438	74,082	64,082	65,208	1,126
Home for Good	5,018	0	0	0	0
Housing and Homelessness Investment Plan	15,114	15,296	15,296	15,731	435
Reaching Home	13,898	16,934	16,934	16,934	0
COVID-19	25,435	14,160	7,745	6,615	(1,130)
Gross Expenditure	234,390	216,966	206,426	204,384	(2,042)
Recoveries & Allocations	1,285	(195)	(195)	(195)	0
Revenue	(112,633)	(87,638)	(81,223)	(72,928)	8,295
Net Requirement	123,042	129,133	125,008	131,261	6,253
Expenditures by Type					
Salaries, Wages & Benefits	15,429	9,418	9,418	12,961	3,543
Overtime	404	60	60	60	0
Material & Services	8,806	1,877	1,877	4,057	2,180
Transfers/Grants/Financial Charges	208,028	203,772	193,232	185,452	(7,780)
Fleet Costs	4	0	0	0	0
Program Facility Costs	680	1,046	1,046	1,061	15
Other Internal Costs	1,039	793	793	793	0
Gross Expenditures	234,390	216,966	206,426	204,384	(2,042)
Recoveries & Allocations	1,285	(195)	(195)	(195)	0
Net Expenditure	235,675	216,771	206,231	204,189	(2,042)
Revenues By Type					
Federal	(26,072)	(27,050)	(27,050)	(25,385)	1,665
Provincial	(86,443)	(60,588)	(54,173)	(47,543)	6,630
Own Funds	0	0	0	0	0
Fees and Services	0	0	0	0	0
Fines	0	0	0	0	0
Other	(118)	0	0	0	0
Total Revenue	(112,633)	(87,638)	(81,223)	(72,928)	8,295
Net Requirement	123,042	129,133	125,008	131,261	6,253
Full Time Equivalents			66.40	66.40	0.00

Community and Social Services Department 2024 Service Area Summary - Long-Term Care Services

Four Long-Term Care homes provide care and services to 717 residents who require assistance with daily living. The homes offer a variety of services to care for the residents' well-being and ensure a healthy and safe environment. The care provided in each home includes specialized, restorative, supportive and palliative care for persons with dementia, disabilities and health problems who cannot live independently in their homes, and whose needs cannot be met in the community. All four of the City's long-term care homes have registered staff on duty 24-hours a day, seven days a week to support the care of residents.

Programs/Services Offered

- Nursing and personal care
- Medical services
- Physiotherapy and activation services
- Nutrition and food preparation
- Housekeeping and laundry services
- Recreational activities
- Spiritual care and social supports
- Two adult day programs offer supervised programming and services to support individuals living in the community.

City of Ottawa
Community & Social Services
Long Term Care - Operating Resource Requirement
In Thousands (\$000)

	2022	2023		2024	\$ Change over 2023 Budget
	Actual	Forecast	Budget	Estimate	
Expenditures by Program					
Nursing & Personal Care	66,142	67,436	68,436	68,454	18
Program & Support Services	3,533	4,642	4,642	4,719	77
Food Purchases	3,065	3,246	3,246	3,361	115
Accomodation	24,448	25,269	25,269	26,154	885
Daycentre Programs	674	724	724	739	15
Gross Expenditure	97,862	101,317	102,317	103,427	1,110
Recoveries & Allocations	(3,345)	(628)	(628)	(628)	0
Revenue	(68,920)	(70,568)	(70,568)	(71,843)	(1,275)
Net Requirement	25,597	30,121	31,121	30,956	(165)
Expenditures by Type					
Salaries, Wages & Benefits	80,594	85,341	85,341	86,751	1,410
Overtime	1,332	500	500	500	0
Material & Services	11,265	10,307	11,307	10,632	(675)
Transfers/Grants/Financial Charges	0	0	0	0	0
Fleet Costs	0	0	0	0	0
Program Facility Costs	4,510	5,072	5,072	5,447	375
Other Internal Costs	161	97	97	97	0
Gross Expenditures	97,862	101,317	102,317	103,427	1,110
Recoveries & Allocations	(3,345)	(628)	(628)	(628)	0
Net Expenditure	94,517	100,689	101,689	102,799	1,110
Revenues By Type					
Federal	0	0	0	0	0
Provincial	(52,778)	(53,253)	(53,253)	(54,078)	(825)
Own Funds	0	0	0	0	0
Fees and Services	(16,142)	(17,315)	(17,315)	(17,765)	(450)
Fines	0	0	0	0	0
Other	0	0	0	0	0
Total Revenue	(68,920)	(70,568)	(70,568)	(71,843)	(1,275)
Net Requirement	25,597	30,121	31,121	30,956	(165)
Full Time Equivalents			704.84	764.24	59.40

Community and Social Services Department 2024 Service Area Summary - Gender and Race Equity, Inclusion, Indigenous Relations, and Social Development Service

Gender and Race Equity, Inclusion, Indigenous Relations and Social Development establishes the foundation for all equity work at the City of Ottawa. This is achieved by integrating principles of equity within organizational strategies and corporate-wide policies, practices and programs in partnership with elected officials, City staff, residents and community stakeholders. The service area also works to advance corporate and community plans and strategies that respond to the needs of equity deserving communities. This includes Indigenous residents, Black and other racialized residents, people living with disabilities, women, gender diverse persons, rural residents, older adults, immigrants, newcomers, and youth.

Programs/Services Offered

Social Development and Funding Branch (SDFB)

- Embodies Ottawa's commitment to equity, community well-being, and access to vital services.
- Provides equitable access to programs and services and responds dynamically to evolving community needs.
- Promotes collaboration and administers funding to non-profit social services organizations.
- Invests in poverty reduction and community development.
- Allocates municipal funding through the Community Funding Framework to address the root causes of poverty and inequity through financial and capacity building investments in the non-profit social services sector.
- Operates the Integrated Services Neighbourhood Team (INST) in priority neighborhoods facing inequities. The team leverages municipal services, programs and infrastructure, and collaborates with community partners to respond to neighborhood needs and find sustainable solutions to community priorities.

Indigenous Relations Branch

- Informs, guides and monitors a City-Wide approach to Municipal Indigenous Relations, reconciliation and community engagement.
- Provides leadership and guidance for staff, senior management and City Council.

- Engages with Indigenous leaders, organizations and residents to align City initiatives with Indigenous priorities.
- Leads the Reconciliation Action Plan and other actions informed by the final reports of the Truth and Reconciliation Commission.
- Integrates Indigenous governance in decision making.
- Advances mutual understanding, acknowledges Indigenous heritage and aspirations, supports reconciliation and builds respectful partnerships.

Anti-Racism and Women and Gender Equity Branch

- Leads the development, planning, implementation and evaluation of the City's Anti-Racism Strategy, the Women and Gender Equity Strategy, and the Older Adult Plan.
- Guides departments in implementing the City's commitments to equity and inclusion which exemplifies Ottawa's dedication to fostering a safe and inclusive city for all.
- Develops equity and inclusion tools and learning opportunities for staff.
- Integrates diverse perspectives and drives organizational transformation.
- Leads problem-solving and provides guidance regarding strategies which promote equity.
- Integrates data-driven approaches and collaborates with stakeholders to combat prejudices and racial disparities.

Workplace Equity, Inclusion and Belonging Branch

- Ensures workforce is reflective of the population the City serves and nurtures a respectful and inclusive culture.
- Leads the Corporate Diversity and Inclusion Plan (CDIP) which focuses on recruitment and hiring of staff, retention and promotion of existing staff, and increasing diverse leadership to create an environment where it is safe to self-identify.
- The CDIP includes 55 initiatives to help the City move forward in our goals. These initiatives are captured under 5 focus areas: outreach, recruitment and hiring, partnerships and engagement, learning and awareness, and accountability governance and policy review.
- Promotes belonging through hiring, awareness and education.
- Empowers a diverse, inclusive and valued workforce.

- Drives representation and inclusivity across Departments, influencing City operations.
- Ensures Ottawa leads in diversity, equity, and inclusion, fostering a vibrant community.

City of Ottawa
Community & Social Services
Gender & Race Equity, Inclusion, Indigenous Relations and Social Development - Operating Resource Requirement
In Thousands (\$000)

	2022	2023		2024	\$ Change over 2023 Budget
	Actual	Forecast	Budget	Estimate	
Expenditures by Program					
Director's Office	302	314	314	461	147
Program Delivery	1,864	2,490	2,490	3,264	774
Social Development & Funding	28,722	30,470	30,470	31,830	1,360
Gross Expenditure	30,888	33,274	33,274	35,555	2,281
Recoveries & Allocations	6	0	0	0	0
Revenue	(132)	0	0	0	0
Net Requirement	30,762	33,274	33,274	35,555	2,281
Expenditures by Type					
Salaries, Wages & Benefits	3,339	3,759	3,759	4,594	835
Overtime	1	0	0	0	0
Material & Services	373	663	663	924	261
Transfers/Grants/Financial Charges	27,155	28,844	28,844	30,029	1,185
Fleet Costs	0	0	0	0	0
Program Facility Costs	0	0	0	0	0
Other Internal Costs	20	8	8	8	0
Gross Expenditures	30,888	33,274	33,274	35,555	2,281
Recoveries & Allocations	6	0	0	0	0
Net Expenditure	30,894	33,274	33,274	35,555	2,281
Revenues By Type					
Federal	0	0	0	0	0
Provincial	(136)	0	0	0	0
Own Funds	0	0	0	0	0
Fees and Services	4	0	0	0	0
Fines	0	0	0	0	0
Other	0	0	0	0	0
Total Revenue	(132)	0	0	0	0
Net Requirement	30,762	33,274	33,274	35,555	2,281
Full Time Equivalents			30.00	33.00	3.00

Business and Technical Support Services – Recreation, Cultural and Facility Services

2024 Service Area Summary

The Business and Technical Support Services unit (BTSS) provides centralized strategic and operational support to all services within the department. It provides key business support functions and expertise such as project and program management, communications, legislative agenda, audit coordination, policy review and development, digital services support, and fulfilling corporate obligations and reporting. The BTSS supports the General Manager's office, department leadership, and operational services/branches, and works with the other BTSS/BSS units across the corporation to increase organizational effectiveness, efficiency, and collaboration between departments. The BTSS also provides technical support services that provide unique and specialized technical expertise that support core departmental operations, programs, activities, or systems.

City of Ottawa
Recreation, Cultural and Facility Services
GM's Office & Business Support Services - Operating Resource Requirement
In Thousands (\$000)

	2022	2023		2024	\$ Change over 2023 Budget
	Actual	Forecast	Budget	Estimate	
Expenditures by Program					
General Manager's Office	4,730	2,385	2,435	2,410	(25)
Business & Technical Support Services	25,762	26,856	26,856	27,811	955
Gross Expenditure	30,492	29,241	29,291	30,221	930
Recoveries & Allocations	(709)	(380)	(380)	(380)	0
Revenue	(2,452)	(2,408)	(2,658)	(2,658)	0
Net Requirement	27,331	26,453	26,253	27,183	930
Expenditures by Type					
Salaries, Wages & Benefits	10,126	9,893	9,943	10,098	155
Overtime	155	27	27	27	0
Material & Services	5,462	3,469	3,469	3,714	245
Transfers/Grants/Financial Charges	13,333	14,506	14,506	15,006	500
Fleet Costs	2	0	0	0	0
Program Facility Costs	235	304	304	334	30
Other Internal Costs	1,179	1,042	1,042	1,042	0
Gross Expenditures	30,492	29,241	29,291	30,221	930
Recoveries & Allocations	(709)	(380)	(380)	(380)	0
Net Expenditure	29,783	28,861	28,911	29,841	930
Revenues By Type					
Federal	(873)	(540)	(540)	(540)	0
Provincial	0	0	0	0	0
Own Funds	0	0	0	0	0
Fees and Services	(1,579)	(1,868)	(2,118)	(2,118)	0
Fines	0	0	0	0	0
Other	0	0	0	0	0
Total Revenue	(2,452)	(2,408)	(2,658)	(2,658)	0
Net Requirement	27,331	26,453	26,253	27,183	930
Full Time Equivalents			81.59	81.59	0.00

City of Ottawa
Recreation, Cultural and Facility Services
GM's Office & Business Support Services - User Fees

	2022 Rate \$	2023 Rate \$	2024 Rate \$	% Change Over 2023	% Change Over 2022	Effective Date	2024 Revenue (\$000)
Rentals							
Arena - Adult	315.49	323.79	331.88	2.5%	5.2%	01-Jan-24	
Arena - Commercial	324.73	333.27	341.60	2.5%	5.2%	01-Jan-24	
Arena - Minor	189.12	194.09	198.94	2.5%	5.2%	01-Jan-24	
Arena - Non-Prime Time	147.12	150.99	154.76	2.5%	5.2%	01-Jan-24	
Arena - Cancellation Fees	25% to 100%	25% to 100%	25% to 100%	0.0%	0.0%	01-Jan-24	
Arena - Other	73.56-324.73	75.49-333.27	75.49-341.60	0% to 2.5%	2.6% to 5.2%	01-Jan-24	
Marketing Fees							
Display Ad	133.96	136.64	140.06	2.5%	4.6%	01-Jan-24	
Homepage Banner	160.74	163.95	168.05	2.5%	4.5%	01-Jan-24	
Package 1 - 954 Seats	267.91	273.27	280.10	2.5%	4.6%	01-Jan-24	
Package 2 - 954 Seats	482.24	491.88	504.18	2.5%	4.5%	01-Jan-24	
Package 3 - 954 Seats	964.47	983.76	1,008.35	2.5%	4.5%	01-Jan-24	
Print at home ticket ad	107.16	109.30	112.03	2.5%	4.5%	01-Jan-24	
Coming Up Event E-Blast - Meridian	107.16	109.30	112.03	2.5%	4.5%	01-Jan-24	
Designing	53.58	54.65	56.02	2.5%	4.6%	01-Jan-24	
Coming Up Event E-Blast (per e-subscriber)	0.03	0.03	0.03	0.0%	0.0%	01-Jan-24	
Package 1 - 500 Seats	133.96	136.64	140.06	2.5%	4.6%	01-Jan-24	
Package 2 - 500 Seats	348.28	355.25	364.13	2.5%	4.6%	01-Jan-24	
Package 3 - 500 Seats	718.00	732.36	750.67	2.5%	4.6%	01-Jan-24	
Coming Up Event E-Blast - Shenkman	53.58	54.65	56.02	2.5%	4.6%	01-Jan-24	
Coming Up at Shenkman Rack Flyer	160.74	163.95	168.05	2.5%	4.5%	01-Jan-24	
Other							
NSF Charge	43.00	43.00	50.00	16.3%	16.3%	01-Jan-24	
Refund Administration Fee	15.00	15.00	15.00	0.0%	0.0%	01-Jan-24	

2024 fees include a charge of 1.95% for the recovery of transaction fees.

Recreation, Cultural and Facility Services Department

2024 Service Area Summary - Community Recreation, Cultural and Sport Services

Community Recreation, Cultural and Sport Services oversees a variety of community and neighbourhood-based programs and rentals across the city. Programs are offered to facilitate participatory activities for children, youth, adults, older adults, and other priority and equity seeking populations. The services are organized both geographically and in areas of specialization, Cultural Heritage Programs and Spaces, Collaborative Action, Recreation, and Engagement, Community Development, Outreach, and Growth, and Sport and Physical Literacy. The programs and services are delivered both virtually and in community-based settings, in community centres, arenas, sports fields, senior centres, museum and historic sites, art galleries, Meridian Theatre, Shenkman Arts Centre, Arts Court, Lansdowne Urban Park and City Hall. This service also oversees the permitting and allocation of indoor year-round arenas, halls, meeting rooms, gymnasiums as well as parks, sports fields, ball diamonds, and other venues.

- We work together with our colleagues, communities, stakeholders and a broad spectrum of private and not-for-profit partners throughout the city to provide inclusive, affordable, and sustainable activities. Our Culture and Heritage Programs encourage and celebrate Ottawa's identity and pride by promoting and preserving its artistic and cultural landscape. centres, museums, theatres and field houses. Programs include camps, sports, fitness, visual & performing arts, after school, and general interest either virtually or in person
- Operates municipal museums and is responsible for the delivery of heritage programs and provides access to Ottawa's arts, culture, and heritage facilities
- Delivers city-wide heritage events such as Doors Open Ottawa, Heritage Day, Culture Days, etc.
- Oversees the allocation and permitting of indoor arena time, sports fields, ball diamonds, parks as well as other community gathering places such as halls, meeting rooms, gymnasiums, and other venues
- Offers public skating, the Municipal Skating School and other sport drop-in programs at recreation facilities to diverse citizens of all ages, abilities, and socio-economic status
- Delivers a wide variety of Before and After School Programs, Summer and March Break camps for children and youth

- Works with community recreation, sport, and cultural groups to maximize access and opportunities for recreation, cultural, and heritage programs/activities.

City of Ottawa
Recreation, Cultural and Facility Services
Community Recreation, Culture and Sports Programs - Operating Resource Requirement
In Thousands (\$000)

	2022	2023		2024	\$ Change over 2023 Budget
	Actual	Forecast	Budget	Estimate	
Expenditures by Program					
Community Recreation and Cultural Programs	63,615	73,286	75,836	78,616	2,780
Gross Expenditure	63,615	73,286	75,836	78,616	2,780
Recoveries & Allocations	(962)	(1,077)	(1,077)	(1,077)	0
Revenue	(20,835)	(27,280)	(28,213)	(28,563)	(350)
Net Requirement	41,818	44,929	46,546	48,976	2,430
Expenditures by Type					
Salaries, Wages & Benefits	23,133	28,091	30,641	31,671	1,030
Overtime	105	145	145	145	0
Material & Services	6,073	7,249	7,249	7,399	150
Transfers/Grants/Financial Charges	118	311	311	311	0
Fleet Costs	57	117	117	117	0
Program Facility Costs	33,605	36,795	36,795	38,395	1,600
Other Internal Costs	524	578	578	578	0
Gross Expenditures	63,615	73,286	75,836	78,616	2,780
Recoveries & Allocations	(962)	(1,077)	(1,077)	(1,077)	0
Net Expenditure	62,653	72,209	74,759	77,539	2,780
Revenues By Type					
Federal	(279)	(61)	(61)	(61)	0
Provincial	(376)	(289)	(289)	(289)	0
Own Funds	0	0	0	0	0
Fees and Services	(20,180)	(26,930)	(27,863)	(28,213)	(350)
Fines	0	0	0	0	0
Other	0	0	0	0	0
Total Revenue	(20,835)	(27,280)	(28,213)	(28,563)	(350)
Net Requirement	41,818	44,929	46,546	48,976	2,430
Full Time Equivalents			432.36	432.36	0.00

City of Ottawa
Recreation, Cultural and Facility Services
Community, Recreation, Culture and Sports Programs - User Fees

	2022 Rate \$	2023 Rate \$	2024 Rate \$	% Change Over 2023	% Change Over 2022	Effective Date	2024 Revenue (\$000)
Rentals							(350)
Arena - Adult	315.49	323.79	331.88	2.5%	5.2%	01-Jan-24	
Arena - Commercial	324.73	333.27	341.60	2.5%	5.2%	01-Jan-24	
Arena - Minor	189.12	194.09	198.94	2.5%	5.2%	01-Jan-24	
Arena - Non-Prime Time	147.12	150.99	154.76	2.5%	5.2%	01-Jan-24	
Arena - Cancellation Fees	25% to 100%	25% to 100%	25% to 100%	0.0%	0.0%	01-Jan-24	
Arena - Other	73.56-324.73	75.49-333.27	75.49-341.60	0% - 2.5%	2.6% - 5.2%	01-Jan-24	
Arena Slab - Adult	56.11	57.23	58.66	2.5%	4.3%	01-Jan-24	
Arena Slab - Commercial	65.22	66.52	68.18	2.5%	4.3%	01-Jan-24	
Arena Slab - Minor	34.96	35.66	36.55	2.5%	4.4%	01-Jan-24	
Artificial Turf - Adult	132.79	135.45	138.84	2.5%	4.4%	01-Jan-24	
Artificial Turf - Commercial	143.41	146.28	149.94	2.5%	4.4%	01-Jan-24	
Artificial Turf - Minor	78.19	79.75	81.74	2.5%	4.3%	01-Jan-24	
Artificial Turf - Non-Prime Time	64.03	65.31	66.94	2.5%	4.3%	01-Jan-24	
Artificial Turf - Other	56.95-78.19	58.09-79.75	58.09-81.74	0% - 2.5%	2% - 4.5%	01-Jan-24	
Art Centres	6.24-563.14	6.36-574.40	6.36-588.76	0% - 2.5%	2% - 4.5%	01-Jan-24	
Basketball Court (Outdoor)	7.65-17.21	7.80-17.55	7.80-17.99	0% - 2.5%	2% - 4.5%	01-Jan-24	
Bleacher (Delivery)	487.21	496.95	509.37	2.5%	4.4%	01-Jan-24	
Hall	3.36-258.14	3.43-263.30	3.43-269.88	0% - 2.5%	2% - 4.5%	01-Jan-24	
Hall-Commercial	18.93-182.65	19.31-186.30	19.31-190.96	0% - 2.5%	2% - 4.5%	01-Jan-24	
Hall-NFP	3.67-82.08	3.74-83.72	3.74-85.81	0% - 2.5%	1.9% - 4.5%	01-Jan-24	
Hall-Private	14.51-143.14	14.80-146.00	14.80-149.65	0% - 2.5%	2% - 4.5%	01-Jan-24	
Lansdowne	13.94-7,805.22	14.22-7,961.32	14.22-8,160.35	0% - 2.5%	2% - 4.5%	01-Jan-24	
Lansdowne Extra Fees	1.39-820.87	1.42-837.29	1.42-858.22	0% - 2.5%	2% - 4.6%	01-Jan-24	
Museum	35.58-301.62	36.29-307.65	36.29-315.34	0% - 2.5%	2% - 4.5%	01-Jan-24	
Nepean Sportsplex	6.77-3,889.51	6.91-3,967.30	6.91-4,066.48	0% - 2.5%	2% - 4.5%	01-Jan-24	
Nepean Sportsplex Extra Fees	0.22-1,983.67	0.22-2,023.34	0.22-2,073.92	0% - 2.5%	0% - 4.5%	01-Jan-24	
Outdoor Lighting Fee	15.58-31.15	16.67-33.33	16.67-34.33	0% - 3.0%	7% - 10.2%	01-Jan-24	
Park	27.74-442.21	28.29-451.05	28.29-462.33	0% - 2.5%	2% - 4.5%	01-Jan-24	
Parking Lot	3.53-1,067.61	3.60-1,088.96	3.60-1,116.18	0% - 2.5%	2% - 4.5%	01-Jan-24	
Pool	6.86-2,087.57	7.00-2,129.32	7.00-2,182.55	0% - 2.5%	2% - 4.5%	01-Jan-24	
Sports Fields / Ball Diamonds - Adult	19.47-46.55	19.86-47.48	19.86-48.67	0% - 2.5%	2% - 4.6%	01-Jan-24	

City of Ottawa
Recreation, Cultural and Facility Services
Community, Recreation, Culture and Sports Programs - User Fees

	2022 Rate \$	2023 Rate \$	2024 Rate \$	% Change Over 2023	% Change Over 2022	Effective Date	2024 Revenue (\$000)
Sports Fields / Ball Diamonds - Commercial	32.88-48.81	33.54-49.79	33.54-51.03	0% - 2.5%	2% - 4.5%	01-Jan-24	
Sports Fields / Ball Diamonds - Minor	6.15-9.03	6.27-9.21	6.27-9.44	0% - 2.5%	1% - 4.5%	01-Jan-24	
Sports Fields / Ball Diamonds - Premium	39.51-121.68	40.30-124.11	40.30-127.21	0% - 2.5%	2% - 4.5%	01-Jan-24	
Theater	8.23-8,869.56	8.39-9,046.95	8.39-9,273.12	0% - 2.5%	2% - 4.5%	01-Jan-24	
Theater Extra Fees	16.26-1,855.06	16.59-1,892.16	16.59-1,939.46	0% - 2.5%	2% - 4.5%	01-Jan-24	
Miscellaneous Extra Fees	0.13-261.7	0.13-266.93	0.13-273.60	0% - 2.5%	0% - 4.5%	01-Jan-24	
Point of Sale							
Administrative Charge	5.04-100.66	5.14-102.67	5.14-105.24	0% - 2.5%	2% - 4.5%	01-Jan-24	
Event Admission	3.98-24.34	4.06-24.83	4.06-25.45	0% - 2.5%	2% - 4.6%	01-Jan-24	
Fitness Admission	4.20-12.39	4.28-12.64	4.28-12.96	0% - 2.5%	1.9% - 4.6%	01-Jan-24	
General Admission	0.88-21.24	0.90-21.66	0.90-22.20	0% - 2.5%	2% - 4.5%	01-Jan-24	
Merchandise	0.04-425	0.04-425.00	0.04-435.63	0% - 2.5%	0% - 2.5%	01-Jan-24	
Museum Admission	3.76-19.03	3.84-19.41	3.84-19.90	0% - 2.5%	2% - 4.6%	01-Jan-24	
Museum Event Admission	5.31-47.35	5.42-48.30	5.42-49.51	0% - 2.5%	2% - 4.6%	01-Jan-24	
Public Skating	1.99-7.30	1.99-7.45	1.99-7.64	0% to 2.6%	0% - 4.7%	01-Jan-24	
Public Skating - Specialty	2.88-6.42	2.88-6.55	2.88-6.64	0% to 1.4%	0% to 3.4%	01-Jan-24	
Public Swim	2.43-5.75	2.48-5.87	2.48-6.02	0% - 2.6%	2% - 4.7%	01-Jan-24	
Public Swim - Vitality	4.42-6.19	4.51-6.31	4.51-6.47	0% - 2.5%	2% - 4.5%	01-Jan-24	
Public Swim - Wave	5.75-8.85	5.87-9.03	5.87-9.26	0% - 2.5%	2% - 4.6%	01-Jan-24	
Memberships							
Aquafitness	51.55-840.27	52.58-857.08	52.58-878.51	0% - 2.5%	2% - 4.6%	01-Jan-24	
Fitness	23.67-939.6	24.14-958.39	24.14-982.35	0% - 2.5%	2% - 4.5%	01-Jan-24	
Multi Visit	1.99-10.35	2.03-10.56	2.03-10.82	0% - 2.5%	2% - 4.5%	01-Jan-24	
Museum	36.71	37.44	38.38	2.5%	4.4%	01-Jan-24	
Personal Training	22.12-62.39	22.56-63.64	22.56-65.23	0% - 2.5%	2% - 4.6%	01-Jan-24	
Seniors Centres	20.80-26.33	21.22-26.86	21.22-27.53	0% - 2.5%	2% - 4.6%	01-Jan-24	
Swim	23.01-605.09	23.47-617.19	23.47-632.62	0% - 2.5%	2% - 4.5%	01-Jan-24	
Swim - Wave	46.68-736.5	47.61-751.23	47.61-770.01	0% - 2.5%	2% - 4.5%	01-Jan-24	
Specialized	13.72-714.6	13.99-728.89	13.99-747.11	0% - 2.5%	2% - 4.5%	01-Jan-24	
Skating	10.62-315.93	10.83-322.25	10.83-330.31	0% - 2.5%	2% - 4.6%	01-Jan-24	
Skating - Specialized	20.35-157.74	20.76-160.89	20.76-164.91	0% - 2.5%	2% - 4.5%	01-Jan-24	

City of Ottawa
 Recreation, Cultural and Facility Services
 Community, Recreation, Culture and Sports Programs - User Fees

	2022 Rate \$	2023 Rate \$	2024 Rate \$	% Change Over 2023	% Change Over 2022	Effective Date	2024 Revenue (\$000)
Program Registrations (Hourly)							
Aquatics - Learn To Swim	5.03-30.58	5.13-31.19	5.13-31.97	0% - 2.5%	2% - 4.5%	01-Jan-24	
Certification	0.89-26.54	0.89-26.54	0.89-26.54	0.0%	0.0%	01-Jan-24	
Day Camps	1.8-17.05	1.84-17.39	1.84-17.82	0% - 2.5%	2% - 4.5%	01-Jan-24	
Fitness	0.16-16.03	0.16-16.35	0.16-16.76	0% - 2.5%	0% - 4.6%	01-Jan-24	
General Interest	1.18-72.47	1.20-73.92	1.20-75.77	0% - 2.5%	2% - 4.6%	01-Jan-24	
Inclusive Recreation	0.60-41.33	0.61-42.16	0.61-43.21	0% - 2.5%	2% - 4.5%	01-Jan-24	
Museum Program	4.42-53.32	4.51-54.39	4.51-55.75	0% - 2.5%	2% - 4.6%	01-Jan-24	
Museum Program - School & Summer	1.33-47.35	1.36-48.30	1.36-49.51	0% - 2.5%	2% - 4.6%	01-Jan-24	
Performing Arts	4.28-28.54	4.37-29.11	4.37-29.84	0% - 2.5%	2% - 4.6%	01-Jan-24	
Skating - Learn To Skate	13.14-28.44	13.40-29.01	13.40-29.74	0% - 2.5%	2% - 4.6%	01-Jan-24	
Specialty	8.18-26.48	8.34-27.01	8.34-27.69	0% - 2.5%	2% - 4.6%	01-Jan-24	
Sports	0.56-84.55	0.57-86.24	0.57-88.40	0% - 2.5%	2% - 4.6%	01-Jan-24	
Visual Arts	2.14-33.19	2.18-33.85	2.18-34.70	0% - 2.5%	2% - 4.5%	01-Jan-24	
Private Programs and Services	31.9-78.59	32.54-80.16	32.54-82.16	0% - 2.5%	2% - 4.5%	01-Jan-24	
Cultural Services, Rentals & Related Fees							
Box Office	0.03-864.05	0.03-881.33	0.03-903.36	0% - 2.5%	0% - 4.5%	01-Jan-24	
Capital Renewal Fund (Flat)	50-200	50.00-200.00	50.00-200.00	0.0%	0.0%	01-Jan-24	
Capital Renewal Fund (Per Ticket)	0.75-2.00	0.75-2.00	0.75-2.00	0.0%	0.0%	01-Jan-24	
Pouring	2.55-29.07	2.55-29.07	2.55-29.07	0.0%	0.0%	01-Jan-24	
Other							
Non-Resident Surcharge	25%	25%	25%	0.0%	0.0%	01-Jan-24	
Older Adult Registration Discount	10%	10%	10%	0.0%	0.0%	01-Jan-24	
Fee Assistance	185.00	222.00	185.00	-16.7%	0.0%	01-Jan-24	
Total Departmental							(350)

2024 fees include a charge of 1.95% for the recovery of transaction fees.

Recreation, Cultural and Facility Services Department 2024 Service Area Summary - Complexes, Aquatics and Specialized Services

Complexes, Aquatics and Specialized Services (CASS) delivers quality recreation programs and services to its residents at recreation complexes, aquatic venues and seasonal spaces. This Service Area also provides interdepartmental oversight and direction from subject matter experts in Aquatics, Drowning Prevention, Physical Activity and Fitness, Recreation, Program Development, Health and Safety, and Inclusive Recreation.

It also certifies interested individuals 15 years and older to be active lifeguards and water safety instructors ready for employment. The Seasonal Recreation Unit oversees operations at the City's wading pools, splash pads, sledding hills, and outdoor rinks. The Inclusive Recreation Unit gives children, youth, and adults with special needs the opportunity to participate in community recreation.

Programs/Services Offered

Complexes, Aquatics and Specialized Services:

- Manages and operates municipal Recreation Complexes, indoor and outdoor pools, and wading pools Represents the department on the Ottawa Drowning Prevention Coalition and delivers public education on drowning prevention.
- Provides Emergency Reception and Lodging at recreation facilities to support the City's Emergency Management Program.
- Ensures adherence to Provincial legislation.
- Develops and delivers Learn to Swim, aquatic certification, fitness and aqua fitness, sport programs and drop ins, before and after school, camps, and general interest programs.
- Offers public skating, public swimming, health and fitness and sport drop-in programs to citizens of all ages and abilities.
- Provides departmental oversight to City operated, and partnership operated, aquatic spaces including indoor pools, outdoor pools, beaches, splash pads, and wading pools.

- Coordinates the allocation of indoor and outdoor facility rental space to partner sport organizations and user groups. Delivers lifeguard training programs and manages risk for all aquatic operations.
- Coordinates City-partnership specialized and therapeutic recreation programs for children, youth, and adults who experience physical or cognitive disabilities, and offers an integration support service to facilitate access to all programs, improving their overall quality of life.
- Provides part-time employment opportunities for youth and community members.
- Coordinates city-partnership recreation programs supporting low-income/vulnerable populations including Canadian Tire I love to (Swim, skate, etc.) and Lifesaving Society's Swim to Survive programs.
- Provides departmental expertise and oversight of physical activity and fitness services at all facilities; including equipment maintenance and repairs, equipment provision and replacement, active living club, corporate memberships, continuing education and training, partnerships with ParticipAction (National Fitness Day), Ottawa Public Library (Memberships), Fire Services (equipment maintenance and replacement), The Ottawa Hospital, The Cardiology Institute (Heart Wise), and Breast Cancer ActionSponsors and leads targeted initiatives designed to improve customer service in the Recreation, Cultural and Facility Services (RCFS) department.

City of Ottawa
Recreation, Cultural and Facility Services
Complexes, Aquatics and Specialized Services - Operating Resource Requirement
In Thousands (\$000)

	2022	2023		2024	\$ Change over 2023 Budget
	Actual	Forecast	Budget	Estimate	
Expenditures by Program					
City Wide Programs, Aquatics and Specialized Services	71,093	80,091	81,692	84,352	2,660
Gross Expenditure	71,093	80,091	81,692	84,352	2,660
Recoveries & Allocations	(375)	(636)	(636)	(636)	0
Revenue	(25,276)	(34,659)	(36,657)	(36,557)	100
Net Requirement	45,442	44,796	44,399	47,159	2,760
Expenditures by Type					
Salaries, Wages & Benefits	31,347	36,452	38,053	39,598	1,545
Overtime	143	94	94	94	0
Material & Services	2,374	2,827	2,827	2,827	0
Transfers/Grants/Financial Charges	786	857	857	857	0
Fleet Costs	28	27	27	27	0
Program Facility Costs	36,254	39,621	39,621	40,736	1,115
Other Internal Costs	161	213	213	213	0
Gross Expenditures	71,093	80,091	81,692	84,352	2,660
Recoveries & Allocations	(375)	(636)	(636)	(636)	0
Net Expenditure	70,718	79,455	81,056	83,716	2,660
Revenues By Type					
Federal	(428)	(36)	(36)	(36)	0
Provincial	(1,027)	(1,112)	(1,112)	(1,112)	0
Own Funds	0	0	0	0	0
Fees and Services	(23,821)	(33,511)	(35,509)	(35,409)	100
Fines	0	0	0	0	0
Other	0	0	0	0	0
Total Revenue	(25,276)	(34,659)	(36,657)	(36,557)	100
Net Requirement	45,442	44,796	44,399	47,159	2,760
Full Time Equivalents			603.11	603.11	0.00

City of Ottawa
Recreation, Cultural and Facility Services
Complexes, Aquatics & Specialized Services

	2022 Rate \$	2023 Rate \$	2024 Rate \$	% Change Over 2023	% Change Over 2022	Effective Date	2024 Revenue (\$000)
Rentals							100
Beach Equipment	2.10-54.16	2.14-55.24	2.14-55.75	0% - 1%	2% - 2.9%	01-Jan-24	
Hall	3.36-258.14	3.43-263.30	3.43-269.88	0% - 2.5%	2% - 4.5%	01-Jan-24	
Hall-Commercial	18.93-182.65	19.31-186.30	19.31-190.96	0% - 2.5%	2% - 4.5%	01-Jan-24	
Hall-NFP	3.67-82.08	3.74-83.72	3.74-85.81	0% - 2.5%	2% - 4.5%	01-Jan-24	
Hall-Private	14.51-143.14	14.80-146.00	14.80-149.65	0% - 2.5%	2% - 4.5%	01-Jan-24	
Outdoor Rink Slab	3.85-24.6	3.93-25.09	3.93-25.72	0% - 2.5%	2% - 4.6%	01-Jan-24	
Outdoor Rink Slab Lighting	3.58	3.83	3.94	2.9%	9.1%	01-Jan-24	
Pool	6.86-2,087.57	7.00-2,129.32	7.00-2,182.55	0% - 2.5%	2% - 4.5%	01-Jan-24	
Tennis Court	7.65-17.21	7.80-17.55	7.80-17.99	0% - 2.5%	2% - 4.5%	01-Jan-24	
Terry Fox Athletic Facility	6.42-457.57	6.55-466.72	6.55-478.39	0% - 2.5%	2% - 4.6%	01-Jan-24	
Miscellaneous Extra Fees	0.13-261.7	0.13-266.93	0.13-273.60	0% - 2.5%	2% - 4.5%	01-Jan-24	
Admissions							
Administrative Charge	5.04-100.66	5.14-102.67	5.14-105.24	0% - 2.5%	2% - 4.5%	01-Jan-24	
Event Admission	3.98-24.34	4.06-24.83	4.06-25.45	0% - 2.5%	2% - 4.6%	01-Jan-24	
Fitness Admission	4.20-12.39	4.28-12.64	4.28-12.96	0% - 2.5%	2% - 4.6%	01-Jan-24	
General Admission	0.88-21.24	0.90-21.66	0.90-22.20	0% - 2.5%	2% - 4.5%	01-Jan-24	
Merchandise	0.04-425.00	0.04-425.00	0.04-425.00	0.0%	0.0%	01-Jan-24	
Public Skating	1.99-7.30	2.03-7.45	1.99-7.64	0% - 2.5%	2% - 4.7%	01-Jan-24	
Public Skating - Specialty	2.88-6.42	2.94-6.55	2.88-6.64	0% - 2.5%	2% - 3.4%	01-Jan-24	
Public Swim	2.43-5.75	2.48-5.87	2.48-6.02	0% - 2.6%	2% - 4.7%	01-Jan-24	
Public Swim - Vitality	4.42-6.19	4.51-6.31	4.51-6.47	0% - 2.5%	2% - 4.5%	01-Jan-24	
Public Swim - Wave	5.75-8.85	5.87-9.03	5.87-9.26	0% - 2.6%	2% - 4.6%	01-Jan-24	

City of Ottawa
Recreation, Cultural and Facility Services
Complexes, Aquatics & Specialized Services

	2022 Rate \$	2023 Rate \$	2024 Rate \$	% Change Over 2023	% Change Over 2022	Effective Date	2024 Revenue (\$000)
Memberships							
Aquafitness	51.55-840.27	52.58-857.08	52.58-878.51	0% - 2.5%	2% - 4.6%	01-Jan-24	
Fitness	23.67-939.6	24.14-958.39	24.14-982.35	0% - 2.5%	2% - 4.5%	01-Jan-24	
Multi Visit	1.99-10.35	2.03-10.56	2.03-10.82	0% - 2.5%	2% - 4.5%	01-Jan-24	
Personal Training	22.12-62.39	22.56-63.64	22.56-65.23	0% - 2.5%	2% - 4.6%	01-Jan-24	
Swim	23.01-605.09	23.47-617.19	23.47-632.62	0% - 2.5%	2% - 4.5%	01-Jan-24	
Swim - Wave	46.68-736.5	47.61-751.23	47.61-770.01	0% - 2.5%	2% - 4.5%	01-Jan-24	
Specialized	13.72-714.6	13.99-728.89	13.99-747.11	0% - 2.5%	2% - 4.5%	01-Jan-24	
Skating	10.62-315.93	10.83-322.25	10.83-330.31	0% - 2.5%	2% - 4.6%	01-Jan-24	
Skating - Specialized	20.35-157.74	20.76-160.89	20.76-164.91	0% - 2.5%	2% - 4.5%	01-Jan-24	
Special Needs	9.07-42.92	9.25-43.78	9.25-44.87	0% - 2.5%	2% - 4.5%	01-Jan-24	
Program Registration (Hourly)							
Aquatics - Learn To Swim	5.03-30.58	5.13-31.19	5.13-31.97	0% - 2.5%	2% - 4.5%	01-Jan-24	
Certification	0.89-26.54	0.89-26.54	0.89-26.54	0.0%	0.0%	01-Jan-24	
Day Camps	1.8-17.05	1.84-17.39	1.84-17.82	0% - 2.5%	2% - 4.5%	01-Jan-24	
Fitness	0.16-16.03	0.16-16.35	0.16-16.76	0% - 2.5%	0% - 4.6%	01-Jan-24	
General Interest	1.18-72.47	1.20-73.92	1.20-75.77	0% - 2.5%	2% - 4.6%	01-Jan-24	
Inclusive Recreation	0.60-41.33	0.61-42.16	0.61-43.21	0% - 2.5%	2% - 4.5%	01-Jan-24	
Inclusive Recreation - Integration Fee (per week of camp)	45.52	46.43	47.59	2.5%	2.0%	01-Jan-24	
Performing Arts	4.28-28.54	4.37-29.11	4.37-29.84	0% - 2.5%	2% - 4.6%	01-Jan-24	
Skating - Learn To Skate	13.14-28.44	13.40-29.01	13.40-29.74	0% - 2.5%	2% - 4.6%	01-Jan-24	
Specialty	8.18-26.48	8.34-27.01	8.34-27.69	0% - 2.5%	2% - 4.6%	01-Jan-24	
Sports	0.56-84.55	0.57-86.24	0.57-88.40	0% - 2.5%	2% - 4.6%	01-Jan-24	
Visual Arts	2.14-33.19	2.18-33.85	2.18-34.70	0% - 2.5%	2% - 4.5%	01-Jan-24	
One-on-one Instruction	31.9-78.59	32.54-80.16	32.54-82.16	0% - 2.5%	2% - 4.5%	01-Jan-24	

City of Ottawa
Recreation, Cultural and Facility Services
Complexes, Aquatics & Specialized Services

	2022 Rate \$	2023 Rate \$	2024 Rate \$	% Change Over 2023	% Change Over 2022	Effective Date	2024 Revenue (\$000)
Parking							
Mooney's Bay - Vehicle (30 min)	1.25	1.25	1.25	0.0%	0.0%	01-Jan-24	
Petrie - Season Pass	29.34	29.93	30.68	2.5%	4.4%	01-Jan-24	
Petrie - Vehicle (30 min)	1.00	1.00	1.00	0.0%	0.0%	01-Jan-24	
Other							
Non-Resident Surcharge	25%	25%	25%	0.0%	0.0%	01-Jan-24	
Older Adult Registration Discount	10%	10%	10%	0.0%	0.0%	01-Jan-24	
Fee Assistance	185.00	222.00	185.00	-16.7%	0.0%	01-Jan-24	
2024 fees include a charge of 1.95% for the recovery of transaction fees.							
Total Departmental							100

Recreation, Cultural and Facility Services Department 2024 Service Area Summary - Parks and Facilities Planning

This portfolio is responsible for the planning, development, redevelopment and modernization of all city parklands, as well as recreational and cultural facilities. To help support new park development initiatives that are triggered by growth, the portfolio works closely with Infrastructure and Water Services Department (IWSD) and Planning, Real Estate and Economic Development Department (PRED) to support colleagues who are leading development files. In addition to capital projects, the portfolio is the departmental lead for capital planning, development of facility and park design standards, and strategic planning for facility delivery throughout the city. The portfolio is also the lead for Ward-specific and Citywide Cash-in-Lieu (CIL) of Parkland providing project planning and coordination, tracking and funding transfers and project allocations. It also administers the Community Partnership Major and Minor Capital grant programs.

Programs/Services Offered

The Parks and Facilities Planning Service Area:

- Plans, develops, and redevelops recreation and cultural facilities, parks, and sports fields
- Invests in local initiatives and assets to sustain municipal and community infrastructure and parkland
- Provides project planning, coordination, tracking, funding transfers and project allocations for Ward-specific and Citywide Cash-in-Lieu (CIL) of Parkland
- Provides community funding for capital projects through the Community Partnership Minor Capital Program; a cost-sharing initiative with community groups for minor capital improvements (up to \$15,000) to city-owned parks, recreation, and cultural facilities. Examples include play equipment, basketball courts, park furniture, tree planting, landscape improvements, and minor facility improvements
- Provides community funding for capital projects through the Community Partnership Major Capital Program; a cost-sharing initiative with community groups for major capital improvements to fixed assets such as new facilities, renovations, and expansions

- Enhances service delivery through public engagement initiatives involving the community in the prioritization and design of projects in their area
- Ensures that the design and construction of recreation facilities and parks meet accessibility guidelines and consults annually with the City's Accessibility Advisory Committee on upcoming projects
- Contributes to the strategic planning process, short and long-term forecasting of capital budgets
- Managing or conducting facility fit studies and service level analysis
- Ensures sustainable supply of new parkland through development of the Parks and Recreation Facilities Masterplan, City policies, guidelines, by-laws, secondary plans, Official Plan, ensures development applications are in compliance with *the Planning Act*, the City's Official Plan, Parkland Dedication By-law and other laws regulations and policies and provides expert testimony at Ontario Municipal Board Hearings
- Participates in Technical Advisory Committees on Stormwater Management and LID, Climate Change and Resiliency, asset Management Plans, Maintenance Quality Standards, Transportation Plans and Greenspace Masterplan.

City of Ottawa
Recreation, Cultural and Facility Services
Parks & Facilities Planning - Operating Resource Requirement
In Thousands (\$000)

	2022	2023		2024	\$ Change over 2023 Budget
	Actual	Forecast	Budget	Estimate	
Expenditures by Program					
Parks & Facilities Planning	2,308	2,354	2,354	2,599	245
Gross Expenditure	2,308	2,354	2,354	2,599	245
Recoveries & Allocations	(159)	(62)	(62)	(252)	(190)
Revenue	(291)	(235)	(485)	(485)	0
Net Requirement	1,858	2,057	1,807	1,862	55
Expenditures by Type					
Salaries, Wages & Benefits	2,213	2,106	2,106	2,351	245
Overtime	9	0	0	0	0
Material & Services	84	248	248	248	0
Transfers/Grants/Financial Charges	0	0	0	0	0
Fleet Costs	0	0	0	0	0
Program Facility Costs	0	0	0	0	0
Other Internal Costs	2	0	0	0	0
Gross Expenditures	2,308	2,354	2,354	2,599	245
Recoveries & Allocations	(159)	(62)	(62)	(252)	(190)
Net Expenditure	2,149	2,292	2,292	2,347	55
Revenues By Type					
Federal	0	0	0	0	0
Provincial	0	0	0	0	0
Own Funds	0	0	0	0	0
Fees and Services	(291)	(235)	(485)	(485)	0
Fines	0	0	0	0	0
Other	0	0	0	0	0
Total Revenue	(291)	(235)	(485)	(485)	0
Net Requirement	1,858	2,057	1,807	1,862	55
Full Time Equivalents			15.00	15.00	0.00

City of Ottawa
Recreation, Cultural and Facility Services
Parks & Facilities Planning - User Fees

	2022 Rate \$	2023 Rate \$	2024 Rate \$	% Change Over 2023	% Change Over 2022	Effective Date	2024 Revenue (\$000)
Park Review & Inspection Fee							
Estimated value of work	4%	4%	4%	0.0%	0.0%	1-Jan-24	

Recreation, Cultural and Facility Services Department 2024 Service Area Summary - Facility Operations Service

The Facility Operations Service (FOS) is responsible for the operation of the mechanical components of City buildings (excluding Transit Services and Water Treatment Facilities), ensuring facility cleanliness and upkeep, regular and preventative maintenance and minor repairs, facility related service desk operations, facility equipment inventory, operation and maintenance of various equipment, energy management, accommodations, trades, and implementation of energy saving projects. The Service is responsible for operating and maintaining over 9 million square feet of space in over 800 facilities/buildings. In addition, as the corporate steward of City facilities, FOS plays a central role in the development, implementation, and operationalization of Facility Management City-wide. The Service works closely with all City departments to ensure that our Facility Management promotes trust, efficiency, collaboration, and innovation across all service lines to foster continual improvement and service excellence of City facilities and assets.

FOS is comprised of five branches, West, East, Central (relates to geographic area), Special Operations, and Facility Administration & Maintenance Planning. The branches are responsible for:

- Providing centralized operations and maintenance of the City of Ottawa's facilities including paramedic, police and fire stations, libraries, equipment garages, workshops and yards, storage buildings, salt domes, day care centres, recreational and sport complexes, community centres, cultural facilities, family shelters, and emergency housing. FOS Operations also provides centralized operations and maintenance of the City of Ottawa's administration, long term care, and leased facilities, including the management of corporate accommodations, City trades, and service contracts on behalf of FOS.
- Corporate lead for the planning and implementation of the Workplace Accommodation Strategy
- Facilitating the coordination and development of Facility Management across the organization, providing strategic support to the service area, and completing and operationalizing the corporate Facilities Management audit.
- Providing ongoing maintenance planning, support, and development of the FOS maintenance management solution, integration, and reporting

- Providing FOS and OC Transpo facilities with technical support related to building engineering, building automation systems, energy management, managing and monitoring corporate utility usage, as well as project management oversight on capital projects related to energy management.

City of Ottawa
Recreation, Cultural and Facility Services
Facility Operations Services - Operating Resource Requirement
In Thousands (\$000)

	2022	2023		2024	\$ Change over 2023 Budget
	Actual	Forecast	Budget	Estimate	
Expenditures by Program					
Facility Operations Services	89,731	93,167	93,167	96,393	3,226
Gross Expenditure	89,731	93,167	93,167	96,393	3,226
Recoveries & Allocations	(54,394)	(54,675)	(54,675)	(56,276)	(1,601)
Revenue	(2,838)	(2,471)	(2,059)	(2,059)	0
Net Requirement	32,499	36,021	36,433	38,058	1,625
Expenditures by Type					
Salaries, Wages & Benefits	58,021	61,410	61,410	63,374	1,964
Overtime	1,285	960	960	993	33
Material & Services	22,281	23,882	23,882	24,703	821
Transfers/Grants/Financial Charges	531	496	496	496	0
Fleet Costs	1,203	985	985	1,145	160
Program Facility Costs	(756)	(756)	(756)	(756)	0
Other Internal Costs	7,166	6,190	6,190	6,438	248
Gross Expenditures	89,731	93,167	93,167	96,393	3,226
Recoveries & Allocations	(54,394)	(54,675)	(54,675)	(56,276)	(1,601)
Net Expenditure	35,337	38,492	38,492	40,117	1,625
Revenues By Type					
Federal	(375)	0	0	0	0
Provincial	(452)	0	0	0	0
Own Funds	0	0	0	0	0
Fees and Services	(2,011)	(2,471)	(2,059)	(2,059)	0
Fines	0	0	0	0	0
Other	0	0	0	0	0
Total Revenue	(2,838)	(2,471)	(2,059)	(2,059)	0
Net Requirement	32,499	36,021	36,433	38,058	1,625
Full Time Equivalents			623.25	629.25	6.00

City of Ottawa
Recreation, Cultural and Facility Services
Facility Operations Services - User Fees

	2022 Rate \$	2023 Rate \$	2024 Rate \$	% Change Over 2023	% Change Over 2022	Effective Date	2024 Revenue (\$000)
City Hall Services							
Room Booking - For Profit Organizations							
A.S. Haydon Hall	592.00	604.00	619.00	2.5%	4.6%	01-Jan-24	
Jean Pigott Place	1,639.00	1,672.00	1,714.00	2.5%	4.6%	01-Jan-24	
Champlain Room	338.00	345.00	354.00	2.6%	4.7%	01-Jan-24	
Keefer Room	261.00	266.00	273.00	2.6%	4.6%	01-Jan-24	
Councillor Lounge	395.00	403.00	413.00	2.5%	4.6%	01-Jan-24	
Festival Plaza	1,705.00	1,739.00	1,782.00	2.5%	4.5%	01-Jan-24	
Festival Control	332.00	339.00	347.00	2.4%	4.5%	01-Jan-24	
Festival Boardroom	198.00	202.00	207.00	2.5%	4.5%	01-Jan-24	
Colonel By Room	261.00	266.00	273.00	2.6%	4.6%	01-Jan-24	
Richmond Room	198.00	202.00	207.00	2.5%	4.5%	01-Jan-24	
Honeywell Room	198.00	202.00	207.00	2.5%	4.5%	01-Jan-24	
Billing Room	198.00	202.00	207.00	2.5%	4.5%	01-Jan-24	
Caucus Room	66.00	67.00	69.00	3.0%	4.5%	01-Jan-24	
Lisgar Field	381.00	389.00	399.00	2.6%	4.7%	01-Jan-24	
Room Booking - For Non-Profit Organizations							
A.S. Haydon Hall	198.00	202.00	207.00	2.5%	4.5%	01-Jan-24	
Jean Pigott Place	198.00	202.00	207.00	2.5%	4.5%	01-Jan-24	
Champlain Room	198.00	202.00	207.00	2.5%	4.5%	01-Jan-24	
Keefer Room	198.00	202.00	207.00	2.5%	4.5%	01-Jan-24	
Councillor Lounge	262.00	267.00	274.00	2.6%	4.6%	01-Jan-24	
Festival Plaza	889.00	907.00	930.00	2.5%	4.6%	01-Jan-24	
Festival Control	262.00	267.00	274.00	2.6%	4.6%	01-Jan-24	
Festival Boardroom	66.00	67.00	69.00	3.0%	4.5%	01-Jan-24	
Colonel By Room	66.00	67.00	69.00	3.0%	4.5%	01-Jan-24	
Richmond Room	66.00	67.00	69.00	3.0%	4.5%	01-Jan-24	
Honeywell Room	66.00	67.00	69.00	3.0%	4.5%	01-Jan-24	
Billing Room	66.00	67.00	69.00	3.0%	4.5%	01-Jan-24	
Caucus Room	42.00	43.00	44.00	2.3%	4.8%	01-Jan-24	
Lisgar Field	189.00	193.00	198.00	2.6%	4.8%	01-Jan-24	

Public Works Department 2024 Service Area Summary - Parks Maintenance Services

Parks Maintenance Services provides centralized management of 4,505 hectares of parkland with 529 sports fields (soccer, football, field hockey, rugby, cricket and ultimate), 328 ball diamonds in both schools and City parks, 330 parks with play courts (tennis, pickleball, basketball, volleyball, bocce and lawn bowling), 414 outdoor rinks in 264 locations, 74 approved sledding hills, 412 parking lots, over 1000 play areas, 157 splash pads and 56 wading pools.

Programs/Services Offered

- Operation and maintenance of parks grounds, open spaces, leased hydro easements and naturalized areas. This includes sports fields, ball diamonds, turf, beaches, wading pools, play structures, outdoor rinks, trails and municipal facility grounds
- Turf Maintenance (grass cutting) – passive park lands, sports fields
- Roadside Grass Cutting - Median and boulevards in urban/suburban areas
- Integrated Turf Management for sports fields (cutting, fertilizing, top dressing, over seeding, aerating, irrigation)
- Ball Diamond Maintenance (gilling, granular, backstop repairs, infield and outfield grass maintenance)
- Play Court/Game Court Maintenance (nets, hoops, surface, lines, asphalt repairs)
- Wading Pool / Spray Pad Maintenance (painting, water activation, chemical delivery, pool repairs)
- Play Structure Maintenance (inspection, repair)
- General Park Maintenance (litter, graffiti, lighting, fencing, pathways, furniture)
- Outdoor Rink Maintenance (board installation and maintenance, plumbing, lighting)
- Winter control for identified City facilities, NCC ski trail and dog park parking lots, sledding hills and parking lots associated with outdoor rinks

City of Ottawa
Public Works Department
Parks - Operating Resource Requirement
In Thousands (\$000)

	2022	2023		2024	\$ Change over 2023 Budget
	Actual	Forecast	Budget	Estimate	
Expenditures by Program					
Parks	44,634	43,768	42,175	43,850	1,675
Gross Expenditure	44,634	43,768	42,175	43,850	1,675
Recoveries & Allocations	(814)	(370)	(370)	(430)	(60)
Revenue	(103)	(29)	(2)	(2)	0
Net Requirement	43,717	43,369	41,803	43,418	1,615
Expenditures by Type					
Salaries, Wages & Benefits	21,367	22,686	22,561	23,366	805
Overtime	1,336	918	650	650	0
Material & Services	11,783	10,964	9,764	10,399	635
Transfers/Grants/Financial Charges	(8)	0	0	0	0
Fleet Costs	8,390	7,253	7,253	7,473	220
Program Facility Costs	0	0	0	15	15
Other Internal Costs	1,766	1,947	1,947	1,947	0
Gross Expenditures	44,634	43,768	42,175	43,850	1,675
Recoveries & Allocations	(814)	(370)	(370)	(430)	(60)
Net Expenditure	43,820	43,398	41,805	43,420	1,615
Revenues By Type					
Federal	0	(22)	0	0	0
Provincial	(46)	(5)	0	0	0
Own Funds	0	0	0	0	0
Fees and Services	(57)	(2)	(2)	(2)	0
Fines	0	0	0	0	0
Other	0	0	0	0	0
Total Revenue	(103)	(29)	(2)	(2)	0
Net Requirement	43,717	43,369	41,803	43,418	1,615
Full Time Equivalents			271.43	271.43	0.00

**City Of Ottawa
2024 Draft Capital Budget
Community Services Committee
Capital Funding Summary
In Thousands (\$000)**

	Revenues	Tax Supported/ Dedicated	Rate Supported	Develop. Charges	Gas Tax	Tax Supported/ Dedicated Debt	Rate Supported Debt	Develop. Charges Debt	Gas Tax Debt	Grand Total
Child Care										
Renewal of City Assets	0	450	0	0	0	0	0	0	0	450
911154 2024 Municipal Child Care Centre upgrade	0	100	0	0	0	0	0	0	0	100
911255 2024 Buildings-Child Care Services	0	350	0	0	0	0	0	0	0	350
Service Enhancements	0	60	0	0	0	0	0	0	0	60
911265 2024 Accessibility - Child Care Services	0	60	0	0	0	0	0	0	0	60
Child Care Total	0	510	0	0	0	0	0	0	0	510
Long Term Care										
Renewal of City Assets	0	1,765	0	0	0	1,000	0	0	0	2,765
911153 2024 Furniture & Equipment- LTC	0	300	0	0	0	0	0	0	0	300
911166 Software implementation- resident care	0	1,040	0	0	0	0	0	0	0	1,040
911259 2024 Buildings-Long Term Care	0	425	0	0	0	1,000	0	0	0	1,425
Service Enhancements	0	110	0	0	0	0	0	0	0	110
911268 2024 Accessibility - Long Term Care	0	110	0	0	0	0	0	0	0	110
Long Term Care Total	0	1,875	0	0	0	1,000	0	0	0	2,875
Parks, Buildings, & Grounds										
Renewal of City Assets	0	300	0	0	0	10	0	0	0	310
911425 Parks Maintenance Technologies	0	300	0	0	0	10	0	0	0	310
Parks, Buildings, & Grounds Total	0	300	0	0	0	10	0	0	0	310
Parks, Recreation & Culture										
Renewal of City Assets	0	42,497	0	0	0	4,500	0	0	0	46,997
909107 Facility Minor Cap Front of House Repair	0	300	0	0	0	0	0	0	0	300
909429 New Community Buildings	0	332	0	0	0	500	0	0	0	832
910194 Signage for City Assets	0	20	0	0	0	0	0	0	0	20
910717 ICIP-CCR - Kanata Recreation Complex	0	1,080	0	0	0	0	0	0	0	1,080
910718 ICIP-CCR Optimist Park/Genest Pool	0	1,200	0	0	0	0	0	0	0	1,200
910726 Emergency Reception Lodging Generators	0	1,060	0	0	0	0	0	0	0	1,060
911082 SPIF-Metcalf CC and Larry Robinson Exp.	0	1,260	0	0	0	0	0	0	0	1,260
911219 Outdoor Sports Court Redevelopment 2024	0	200	0	0	0	0	0	0	0	200
911221 Park Pathway Lighting 2024	0	600	0	0	0	0	0	0	0	600
911223 Minor Park Improvement 2024	0	250	0	0	0	0	0	0	0	250
911224 Infrastruct Support - Outdoor Rinks 2024	0	400	0	0	0	0	0	0	0	400
911225 Infrastructure Upgrades 2024	0	1,432	0	0	0	0	0	0	0	1,432
911226 Meridian Theatre Cap Renewal Fund 2024	0	168	0	0	0	0	0	0	0	168
911227 Shenkman Arts Ctre Renewal Fund 2024	0	40	0	0	0	0	0	0	0	40

**City Of Ottawa
2024 Draft Capital Budget
Community Services Committee
Capital Funding Summary
In Thousands (\$000)**

	Revenues	Tax Supported/ Dedicated	Rate Supported	Develop. Charges	Gas Tax	Tax Supported/ Dedicated Debt	Rate Supported Debt	Develop. Charges Debt	Gas Tax Debt	Grand Total
911228 Cultural Building & Equip 2024	0	125	0	0	0	0	0	0	0	125
911229 Museum Sustainability Plan 2024	0	200	0	0	0	0	0	0	0	200
911230 Artifact & Art Restore & Maint 2024	0	80	0	0	0	0	0	0	0	80
911252 2024 Buildings-Parks & Rec	0	29,190	0	0	0	0	0	0	0	29,190
911256 2024 Buildings-Cultural Services	0	960	0	0	0	1,000	0	0	0	1,960
911264 2024 Parks - Parks & Rec	0	3,600	0	0	0	3,000	0	0	0	6,600
Growth	0	4,735	0	48,013	0	0	0	33,220	0	85,968
909126 Riverside South Recreation Complex Const	0	0	0	33,220	0	0	0	33,220	0	66,440
909490 Jock River North District park	0	238	0	2,138	0	0	0	0	0	2,375
909846 Indoor Major Aquatic Facility - 50M Pool	0	1,970	0	1,930	0	0	0	0	0	3,900
910189 Greystone Village Forecourt	0	131	0	561	0	0	0	0	0	692
910992 Jock River South District Park	0	2,098	0	8,896	0	0	0	0	0	10,994
911233 1354-1376 Carling Avenue Urban Parkette	0	41	0	173	0	0	0	0	0	214
911370 Francois Dupuis District Park	0	257	0	1,096	0	0	0	0	0	1,353
Regulatory	0	510	0	0	0	0	0	0	0	510
909154 Accommodation Fit-Ups and Renovations	0	510	0	0	0	0	0	0	0	510
Service Enhancements	0	2,530	0	0	0	0	0	0	0	2,530
911231 Major Capital Partnership 2024	0	905	0	0	0	0	0	0	0	905
911232 Minor Capital Partnership 2024	0	300	0	0	0	0	0	0	0	300
911266 2024 Accessibility - Cultural Services	0	125	0	0	0	0	0	0	0	125
911345 2024 Accessibility - Parks & Rec	0	1,200	0	0	0	0	0	0	0	1,200
Parks, Recreation & Culture Total	0	50,272	0	48,013	0	4,500	0	33,220	0	136,005
Social Services										
Renewal of City Assets	0	2,300	0	0	0	0	0	0	0	2,300
911260 2024 Buildings-Social Services	0	2,300	0	0	0	0	0	0	0	2,300
Service Enhancements	0	60	0	0	0	0	0	0	0	60
911269 2024 Accessibility - Social Services	0	60	0	0	0	0	0	0	0	60
Social Services Total	0	2,360	0	0	0	0	0	0	0	2,360
Grand Total	0	55,317	0	48,013	0	5,510	0	33,220	0	142,060

City of Ottawa
 Community & Social Services
 GM's Office & Business Support Services - Operating Resource Requirement Analysis
 In Thousands (\$000)

	2023 Baseline			2024 Adjustments						2024	\$ Change over 2023 Budget
	Forecast	Budget	Adj. to Base Budget	Maintain Services	Provincial Legislated	Growth	COVID-19	Service Initiatives / Savings	User Fees & Revenues	Estimate	
Expenditures by Program											
General Manager's Office	444	444	0	9	0	0	0	0	0	453	9
Business Support Services	3,609	3,465	0	496	0	0	0	(1)	0	3,960	495
Gross Expenditure	4,053	3,909	0	505	0	0	0	(1)	0	4,413	504
Recoveries & Allocations	0	0	0	0	0	0	0	0	0	0	0
Revenue	(324)	0	0	0	0	0	0	0	0	0	0
Net Requirement	3,729	3,909	0	505	0	0	0	(1)	0	4,413	504
Expenditures by Type											
Salaries, Wages & Benefits	3,921	3,822	0	505	0	0	0	0	0	4,327	505
Overtime	0	0	0	0	0	0	0	0	0	0	0
Material & Services	122	77	0	0	0	0	0	(1)	0	76	(1)
Transfers/Grants/Financial Charges	0	0	0	0	0	0	0	0	0	0	0
Fleet Costs	0	0	0	0	0	0	0	0	0	0	0
Program Facility Costs	0	0	0	0	0	0	0	0	0	0	0
Other Internal Costs	10	10	0	0	0	0	0	0	0	10	0
Gross Expenditures	4,053	3,909	0	505	0	0	0	(1)	0	4,413	504
Recoveries & Allocations	0	0	0	0	0	0	0	0	0	0	0
Net Expenditure	4,053	3,909	0	505	0	0	0	(1)	0	4,413	504
Percent of 2024 Net Expenditure Budget			0.0%	12.9%	0.0%	0.0%	0.0%	0.0%	0.0%	12.9%	
Revenues By Type											
Federal	0	0	0	0	0	0	0	0	0	0	0
Provincial	0	0	0	0	0	0	0	0	0	0	0
Own Funds	0	0	0	0	0	0	0	0	0	0	0
Fees and Services	0	0	0	0	0	0	0	0	0	0	0
Fines	0	0	0	0	0	0	0	0	0	0	0
Other	(324)	0	0	0	0	0	0	0	0	0	0
Total Revenue	(324)	0	0	0	0	0	0	0	0	0	0
Percent of 2024 Revenue Budget			0.0%	0.0%	0.0%	0.0%	0.0%	0.0%	0.0%	0.0%	
Net Requirement	3,729	3,909	0	505	0	0	0	(1)	0	4,413	504
Percent of 2024 Net Requirement Budget			0.0%	12.9%	0.0%	0.0%	0.0%	0.0%	0.0%	12.9%	
Full Time Equivalentents (FTEs)		31.00	0.00	0.00	0.00	0.00	0.00	0.00	0.00	31.00	0.00
Percent of 2024 FTEs			0.0%	0.0%	0.0%	0.0%	0.0%	0.0%	0.0%	0.0%	

City of Ottawa
Community & Social Services
GM's Office & Business Support Services - Operating Resource Requirement Explanatory Notes
In Thousands (\$000)

2023 Forecast vs. Budget Variance Explanation	Surplus / (Deficit)			
	Expense	Revenue	Net	
Savings primarily due to staffing delays.	180	0	180	
Post-pandemic COVID-19 support costs offset by provincial funding.	(324)	324	0	
Total Surplus / (Deficit)	(144)	324	180	
Increase / (Decrease)				
2024 Pressure Category / Explanation	Expense	Revenue	Net 2024 Changes	FTE Impact
Maintain Services				
All programs include an adjustment for potential 2024 cost of living, increments and benefit adjustments.	95	0	95	0.00
One-time requirement for temporary resources to support the Human Services Integration strategies.	270	0	270	0.00
One-time resource to support the Community Social Services operations.	140	0	140	0.00
Total Maintain Services	505	0	505	0.00
Increase / (Decrease)				
2024 Pressure Category / Explanation	Expense	Revenue	Net 2024 Changes	FTE Impact
Service Initiatives / Savings				
Efficiency savings.	(1)	0	(1)	0.00
Total Service Initiatives / Savings	(1)	0	(1)	0.00
Total Budget Changes	504	0	504	0.00

City of Ottawa
Community & Social Services
Community Safety, Well-Being, Policy & Analytics - Operating Resource Requirement Analysis
In Thousands (\$000)

	2023 Baseline			2024 Adjustments						2024	\$ Change over 2023 Budget
	Forecast	Budget	Adj. to Base Budget	Maintain Services	Provincial Legislated	Growth	COVID-19	Service Initiatives / Savings	User Fees & Revenues	Estimate	
Expenditures by Program											
Community Safety, Well-Being, Policy & Analytics	8,057	8,607	(2,465)	230	0	0	0	(3)	0	6,370	(2,238)
Gross Expenditure	8,057	8,607	(2,465)	230	0	0	0	(3)	0	6,370	(2,238)
Recoveries & Allocations	(70)	(70)	0	0	0	0	0	0	0	(70)	0
Revenue	0	0	0	0	0	0	0	0	0	0	0
Net Requirement	7,987	8,537	(2,465)	230	0	0	0	(3)	0	6,300	(2,238)
Expenditures by Type											
Salaries, Wages & Benefits	1,656	1,656	0	30	0	0	0	0	0	1,686	30
Overtime	0	0	0	0	0	0	0	0	0	0	0
Material & Services	3,543	4,093	(2,465)		0	0	0	(3)	0	1,626	(2,468)
Transfers/Grants/Financial Charges	2,854	2,854	0	200	0	0	0	0	0	3,054	200
Fleet Costs	0	0	0	0	0	0	0	0	0	0	0
Program Facility Costs	0	0	0	0	0	0	0	0	0	0	0
Other Internal Costs	4	4	0	0	0	0	0	0	0	4	0
Gross Expenditures	8,057	8,607	(2,465)	230	0	0	0	(3)	0	6,370	(2,238)
Recoveries & Allocations	(70)	(70)	0	0	0	0	0	0	0	(70)	0
Net Expenditure	7,987	8,537	(2,465)	230	0	0	0	(3)	0	6,300	(2,238)
Percent of 2024 Net Expenditure Budget			-28.9%	2.7%	0.0%	0.0%	0.0%	0.0%	0.0%	-26.2%	
Revenues By Type											
Federal	0	0	0	0	0	0	0	0	0	0	0
Provincial	0	0	0	0	0	0	0	0	0	0	0
Own Funds	0	0	0	0	0	0	0	0	0	0	0
Fees and Services	0	0	0	0	0	0	0	0	0	0	0
Fines	0	0	0	0	0	0	0	0	0	0	0
Other	0	0	0	0	0	0	0	0	0	0	0
Total Revenue	0	0	0	0	0	0	0	0	0	0	0
Percent of 2024 Revenue Budget			0.0%	0.0%	0.0%	0.0%	0.0%	0.0%	0.0%	0.0%	
Net Requirement	7,987	8,537	(2,465)	230	0	0	0	(3)	0	6,300	(2,238)
Percent of 2024 Net Requirement Budget			-28.9%	2.7%	0.0%	0.0%	0.0%	0.0%	0.0%	-26.2%	
Full Time Equivalents (FTEs)		13.00	0.00	0.00	0.00	0.00	0.00	0.00	0.00	13.00	0.00
Percent of 2024 FTEs			0.0%	0.0%	0.0%	0.0%	0.0%	0.0%	0.0%	0.0%	

City of Ottawa
Community & Social Services
Community Safety, Well-Being, Policy & Analytics - Operating Resource Requirement Explanatory Notes
In Thousands (\$000)

2023 Forecast vs. Budget Variance Explanation	Surplus / (Deficit)			
	Expense	Revenue	Net	
Savings as a result of lower discretionary costs.	550	0	550	
Total Surplus / (Deficit)	550	0	550	
	Increase / (Decrease)			
2023 Baseline Adjustment / Explanation	Expense	Revenue	Net 2024 Changes	FTE Impact
Reversal of the 2023 one-time funding for Community Safety and Wellbeing Mental Health and Substance Use crisis 3-year pilot project (2024-27) (ACS2023-CSS-GEN-010).	(2,465)	0	(2,465)	0.00
Total Adjustments to Base Budget	(2,465)	0	(2,465)	0.00
	Increase / (Decrease)			
2024 Pressure Category / Explanation	Expense	Revenue	Net 2024 Changes	FTE Impact
Maintain Services				
All programs include an adjustment for potential 2024 cost of living, increments and benefit adjustments.	30	0	30	0.00
Increase in Community Safety and Wellbeing to support Crisis Outreach.	200	0	200	0.00
Total Maintain Services	230	0	230	0.00
	Increase / (Decrease)			
2024 Pressure Category / Explanation	Expense	Revenue	Net 2024 Changes	FTE Impact
Service Initiatives / Savings				
Efficiency savings.	(3)	0	(3)	0.00
Total Service Initiatives / Savings	(3)	0	(3)	0.00
Total Budget Changes	(2,238)	0	(2,238)	0.00

City of Ottawa
Community & Social Services
Employment and Social Services - Operating Resource Requirement Analysis
In Thousands (\$000)

	2023 Baseline			2024 Adjustments						2024	\$ Change over 2023 Budget
	Forecast	Budget	Adj. to Base Budget	Maintain Services	Provincial Legislated	Growth	COVID-19	Service Initiatives / Savings	User Fees & Revenues	Estimate	
Expenditures by Program											
Ontario Works Program	259,227	262,227	0	1,329	(9,020)	0	0	(31)	0	254,505	(7,722)
Essential Health and Social Supports Program	2,185	2,185	0	0	0	0	0	0	0	2,185	0
Home Support Program	3,000	3,000	0	0	0	0	0	0	0	3,000	0
Provincial Employment Programs	3,943	3,943	0	0	(1,000)	0	0	0	0	2,943	(1,000)
Community Bus Passes and EquiPass Program	5,643	6,643	3,400	(3,000)	0	0	0	0	0	7,043	400
Gross Expenditure	273,998	277,998	3,400	(1,671)	(10,020)	0	0	(31)	0	269,676	(8,322)
Recoveries & Allocations	(17,875)	(17,875)	0	0	0	0	0	0	0	(17,875)	0
Revenue	(229,966)	(229,966)	0	0	10,020	0	0	0	0	(219,946)	10,020
Net Requirement	26,157	30,157	3,400	(1,671)	0	0	0	(31)	0	31,855	1,698
Expenditures by Type											
Salaries, Wages & Benefits	48,989	51,989	0	1,315	(3,833)	0	0	0	0	49,471	(2,518)
Overtime	0	0	0	0	0	0	0	0	0	0	0
Material & Services	5,205	5,205	0	(8)	(262)	0	0	(31)	0	4,904	(301)
Transfers/Grants/Financial Charges	216,220	217,220	3,400	(3,000)	(5,925)	0	0	0	0	211,695	(5,525)
Fleet Costs	0	0	0	0	0	0	0	0	0	0	0
Program Facility Costs	774	774	0	22	0	0	0	0	0	796	22
Other Internal Costs	2,810	2,810	0	0	0	0	0	0	0	2,810	0
Gross Expenditures	273,998	277,998	3,400	(1,671)	(10,020)	0	0	(31)	0	269,676	(8,322)
Recoveries & Allocations	(17,875)	(17,875)	0	0	0	0	0	0	0	(17,875)	0
Net Expenditure	256,123	260,123	3,400	(1,671)	(10,020)	0	0	(31)	0	251,801	(8,322)
Percent of 2024 Net Expenditure Budget			1.3%	-0.6%	-3.9%	0.0%	0.0%	0.0%	0.0%	-3.2%	

City of Ottawa
Community & Social Services
Employment and Social Services - Operating Resource Requirement Analysis
In Thousands (\$000)

	2023 Baseline			2024 Adjustments						2024	
	Forecast	Budget	Adj. to Base Budget	Maintain Services	Provincial Legislated	Growth	COVID-19	Service Initiatives / Savings	User Fees & Revenues	Estimate	\$ Change over 2023 Budget
Revenues By Type											
Federal	0	0	0	0	0	0	0	0	0	0	0
Provincial	(229,966)	(229,966)	0	0	10,020	0	0	0	0	(219,946)	10,020
Own Funds	0	0	0	0	0	0	0	0	0	0	0
Fees and Services	0	0	0	0	0	0	0	0	0	0	0
Fines	0	0	0	0	0	0	0	0	0	0	0
Other	0	0	0	0	0	0	0	0	0	0	0
Total Revenue	(229,966)	(229,966)	0	0	10,020	0	0	0	0	(219,946)	10,020
Percent of 2024 Revenue Budget			0.0%	0.0%	-4.4%	0.0%	0.0%	0.0%	0.0%	-4.4%	
Net Requirement	26,157	30,157	3,400	(1,671)	0	0	0	(31)	0	31,855	1,698
Percent of 2024 Net Requirement Budget			11.3%	-5.5%	0.0%	0.0%	0.0%	-0.1%	0.0%	5.6%	
Full Time Equivalent (FTEs)		532.17	0.00	0.00	(25.00)	0.00	0.00	0.00	0.00	507.17	(25.00)
Percent of 2024 FTEs			0.0%	0.0%	-4.7%	0.0%	0.0%	0.0%	0.0%	-4.7%	

City of Ottawa
Community & Social Services
Employment and Social Services - Operating Resource Requirement Explanatory Notes
In Thousands (\$000)

2023 Forecast vs. Budget Variance Explanation	Surplus / (Deficit)			
	Expense	Revenue	Net	
Savings as a result of vacancies.	3,000	0	3,000	
Lower EquiPass and Ontario Disability Support Program (ODSP) Community Bus Pass costs due to lower ridership.	1,000	0	1,000	
Total Surplus / (Deficit)	4,000	0	4,000	
Increase / (Decrease)				
2023 Baseline Adjustment / Explanation	Expense	Revenue	Net 2024 Changes	FTE Impact
One-time reduction of ODSP Community bus passes/EquiPass expenditures based on lower ridership.	3,400	0	3,400	0.00
Total Adjustments to Base Budget	3,400	0	3,400	0.00
Increase / (Decrease)				
2024 Pressure Category / Explanation	Expense	Revenue	Net 2024 Changes	FTE Impact
Maintain Services				
All programs include an adjustment for potential 2024 cost of living, increments, and benefit adjustments.	1,315	0	1,315	0.00
One-time reduction of ODSP Community bus passes / EquiPass expenditures in 2024 based on lower ridership.	(3,000)	0	(3,000)	0.00
Increase in Facility costs related to inflation on compensation contracts, hydro increases, security and maintenance contracts.	14	0	14	0.00
Total Maintain Services	(1,671)	0	(1,671)	0.00
Increase / (Decrease)				
2024 Pressure Category / Explanation	Expense	Revenue	Net 2024 Changes	FTE Impact
Provincial Legislated				
Provincial Social Assistance Renewal impact on Ontario Works program.	(9,020)	9,020	0	(25.00)
End of Skills Development Fund.	(1,000)	1,000	0	0.00
Total Provincial Legislated	(10,020)	10,020	0	(25.00)

City of Ottawa
 Community & Social Services
 Employment and Social Services - Operating Resource Requirement Explanatory Notes
 In Thousands (\$000)

2024 Pressure Category / Explanation	Increase / (Decrease)			
	Expense	Revenue	Net 2024 Changes	FTE Impact
Service Initiatives / Savings				
Efficiency savings.	(31)	0	(31)	0.00
Total Service Initiatives / Savings	(31)	0	(31)	0.00
Total Budget Changes	(8,322)	10,020	1,698	(25.00)

City of Ottawa
Community & Social Services
Children's Services - Operating Resource Requirement Analysis
In Thousands (\$000)

	2023 Baseline			2024 Adjustments						2024	\$ Change over 2023 Budget
	Forecast	Budget	Adj. to Base Budget	Maintain Services	Provincial Legislated	Growth	COVID-19	Service Initiatives / Savings	User Fees & Revenues	Estimate	
Expenditures by Program											
Legislated Programs											
<i>Core Services</i>											
<i>Fee Subsidy</i>	60,876	60,876	0	0	0	0	0	0	0	60,876	0
<i>General Operating</i>	34,802	34,802	0	0	0	0	0	0	0	34,802	0
<i>Program Delivery</i>	14,846	14,846	300	0	0	0	0	0	0	15,146	300
Special Needs Resourcing	6,343	6,343	0	0	0	0	0	0	0	6,343	0
Special Purpose	975	975	0	0	0	0	0	0	0	975	0
Wage Enhancement	17,401	17,401	0	0	0	0	0	0	0	17,401	0
Canada Wide Early Learning	196,180	196,180	0	0	7,200	0	0	0	0	203,380	7,200
Early Years Child and Family Centres	11,789	11,789	0	0	0	0	0	0	0	11,789	0
Municipal Investments											
Municipal Child Care Centres	11,431	11,286	(740)	360	0	0	0	0	0	10,906	(380)
Special Needs Resourcing	912	912	0	0	0	0	0	0	0	912	0
Early Years Child and Family Centres	994	994	0	0	0	0	0	0	0	994	0
Other Municipal Funding	3,000	3,000	0	0	0	0	0	0	0	3,000	0
Gross Expenditure	359,549	359,404	(440)	360	7,200	0	0	0	0	366,524	7,120
Recoveries & Allocations	(6,113)	(6,113)	0	0	0	0	0	0	0	(6,113)	0
Revenue	(333,500)	(333,835)	200	(360)	(7,200)	0	0	0	0	(341,195)	(7,360)
Net Requirement	19,936	19,456	(240)	0	0	0	0	0	0	19,216	(240)
Expenditures by Type											
Salaries, Wages & Benefits	22,797	22,797	(390)	260	0	0	0	0	0	22,667	(130)
Overtime	0	0	0	0	0	0	0	0	0	0	0
Material & Services	2,525	2,525	(50)	33	0	0	0	0	0	2,508	(17)
Transfers/Grants/Financial Charges	333,272	333,272	0	0	7,200	0	0	0	0	340,472	7,200
Fleet Costs	0	0	0	0	0	0	0	0	0	0	0
Program Facility Costs	876	731	0	67	0	0	0	0	0	798	67
Other Internal Costs	79	79	0	0	0	0	0	0	0	79	0
Gross Expenditures	359,549	359,404	(440)	360	7,200	0	0	0	0	366,524	7,120
Recoveries & Allocations	(6,113)	(6,113)	0	0	0	0	0	0	0	(6,113)	0
Net Expenditure	353,436	353,291	(440)	360	7,200	0	0	0	0	360,411	7,120
Percent of 2024 Net Expenditure Budget			-0.1%	0.1%	2.0%	0.0%	0.0%	0.0%	0.0%	2.0%	

City of Ottawa
Community & Social Services
Children's Services - Operating Resource Requirement Analysis
In Thousands (\$000)

	2023 Baseline			2024 Adjustments						2024	\$ Change over 2023 Budget
	Forecast	Budget	Adj. to Base Budget	Maintain Services	Provincial Legislated	Growth	COVID-19	Service Initiatives / Savings	User Fees & Revenues	Estimate	
Revenues By Type											
Federal	0	0	0	0	0	0	0	0	0	0	0
Provincial	(323,687)	(323,687)	200	(200)	(7,200)	0	0	0	0	(330,887)	(7,200)
Own Funds	(3,000)	(3,000)	0	0	0	0	0	0	0	(3,000)	0
Fees and Services	(6,813)	(7,148)	0	(160)	0	0	0	0	0	(7,308)	(160)
Fines	0	0	0	0	0	0	0	0	0	0	0
Other	0	0	0	0	0	0	0	0	0	0	0
Total Revenue	(333,500)	(333,835)	200	(360)	(7,200)	0	0	0	0	(341,195)	(7,360)
Percent of 2024 Revenue Budget			-0.1%	0.1%	2.2%	0.0%	0.0%	0.0%	0.0%	2.2%	
Net Requirement	19,936	19,456	(240)	0	0	0	0	0	0	19,216	(240)
Percent of 2024 Net Requirement Budget			-1.2%	0.0%	0.0%	0.0%	0.0%	0.0%	0.0%	-1.2%	
Full Time Equivalents (FTEs)		233.49	0.00	0.00	0.00	0.00	0.00	0.00	0.00	233.49	0.00
Percent of 2024 FTEs			0.0%	0.0%	0.0%	0.0%	0.0%	0.0%	0.0%	0.0%	

City of Ottawa
Community & Social Services
Children's Services - Operating Resource Requirement Explanatory Notes
In Thousands (\$000)

2023 Forecast vs. Budget Variance Explanation	Surplus / (Deficit)			
	Expense	Revenue	Net	
Variance is mostly attributable to the Municipal Child Care Centres as a result of higher program facility costs and lower fees and services revenue.	(145)	(335)	(480)	
Total Surplus / (Deficit)	(145)	(335)	(480)	
2023 Baseline Adjustment / Explanation	Increase / (Decrease)			
	Expense	Revenue	Net 2024 Changes	FTE Impact
Municipal Child Care Centres: Removal of the 2023 one-time additional costs and temporary resources to provide sufficient staffing and personal protective equipment requirements in order to prioritize the health and safety of children, families and staff and ensure services adhere to legislative requirements and health guidance. Partially mitigated by Provincial funding.	(740)	200	(540)	0.00
Program Delivery: Administrative cost share increase associated to prior year legislative adjustments.	300	0	300	0.00
Total Adjustments to Base Budget	(440)	200	(240)	0.00
2024 Pressure Category / Explanation	Increase / (Decrease)			
	Expense	Revenue	Net 2024 Changes	FTE Impact
Maintain Services				
Municipal Child Care Centres: Adjustment for potential 2024 cost of living, increments and benefit adjustments. Offset by anticipated Provincial funding.	260	(260)	0	0.00
Municipal Child Care centres: Increase in operational costs related to inflation on food, materials and supplies. Offset by anticipated Provincial funding.	30	(30)	0	0.00
Increase in Facility costs related to inflation on compensation contracts, hydro increases, security and maintenance contracts.	70	(70)	0	0.00
Total Maintain Services	360	(360)	0	0.00

City of Ottawa
Community & Social Services
Children's Services - Operating Resource Requirement Explanatory Notes
In Thousands (\$000)

2024 Pressure Category / Explanation	Increase / (Decrease)			
	Expense	Revenue	Net 2024 Changes	FTE Impact
Provincial Legislated				
Canada-Wide System (CWELLC): Anticipated Provincial funding increase to support the growth of approximately 700 childcare spaces in 2024. The Province annual expansion of CWELCC-funded licensed child care spaces between 2022 and 2026 helps each region to progress towards a provincial target of 37% access to licensed child care spaces for children under six years of age by 2026. The Province allocated 2,903 new CWELCC-funded child care spaces to the City for the period 2022 through 2026. Additional funding is also anticipated to support increasing costs experienced by the service providers.	7,200	(7,200)	0	0.00
Total Provincial Legislated	7,200	(7,200)	0	0.00
2024 Pressure Category / Explanation	Increase / (Decrease)			
	Expense	Revenue	Net 2024 Changes	FTE Impact
User Fees & Revenues				
Municipal Child Care Centres: User fees under the new CWELCC are frozen as per Provincial regulations. Fees have currently been reduced by 52% for families and further reductions are expected in the future to reach an average fee of \$10 a day by 2025-26.	0	0	0	0.00
Total User Fees & Revenues	0	0	0	0.00
Total Budget Changes	7,120	(7,360)	(240)	0.00

City of Ottawa
Community & Social Services
Housing Services - Operating Resource Requirement Analysis
In Thousands (\$000)

	2023 Baseline			2024 Adjustments						2024	\$ Change over 2023 Budget
	Forecast	Budget	Adj. to Base Budget	Maintain Services	Provincial Legislated	Growth	COVID-19	Service Initiatives / Savings	User Fees & Revenues	Estimate	
Expenditures by Program											
Director's Office	599	599	0	11	0	0	0	(2)	0	608	9
Housing Programs	95,895	101,770	0	98	(2,580)	0	0	0	0	99,288	(2,482)
Homelessness Prevention Plan	74,082	64,082	(1,115)	1,131	0	1,115	0	(5)	0	65,208	1,126
Housing and Homelessness Investment Plan	15,296	15,296	0	435	0	0	0	0	0	15,731	435
Reaching Home	16,934	16,934	0	0	0	0	0	0	0	16,934	0
COVID-19	14,160	7,745	(6,630)	0	0	5,500	0	0	0	6,615	(1,130)
Gross Expenditure	216,966	206,426	(7,745)	1,675	(2,580)	6,615	0	(7)	0	204,384	(2,042)
Recoveries & Allocations	(195)	(195)	0	0	0	0	0	0	0	(195)	0
Revenue	(87,638)	(81,223)	6,630	0	1,665	0	0	0	0	(72,928)	8,295
Net Requirement	129,133	125,008	(1,115)	1,675	(915)	6,615	0	(7)	0	131,261	6,253
Expenditures by Type											
Salaries, Wages & Benefits	9,418	9,418	(1,115)	225	0	4,433	0	0	0	12,961	3,543
Overtime	60	60	0	0	0	0	0	0	0	60	0
Material & Services	1,877	1,877	0	5	0	2,182	0	(7)	0	4,057	2,180
Transfers/Grants/Financial Charges	203,772	193,232	(6,630)	1,430	(2,580)	0	0	0	0	185,452	(7,780)
Fleet Costs	0	0	0	0	0	0	0	0	0	0	0
Program Facility Costs	1,046	1,046	0	15	0	0	0	0	0	1,061	15
Other Internal Costs	793	793	0	0	0	0	0	0	0	793	0
Gross Expenditures	216,966	206,426	(7,745)	1,675	(2,580)	6,615	0	(7)	0	204,384	(2,042)
Recoveries & Allocations	(195)	(195)	0	0	0	0	0	0	0	(195)	0
Net Expenditure	216,771	206,231	(7,745)	1,675	(2,580)	6,615	0	(7)	0	204,189	(2,042)
Percent of 2024 Net Expenditure Budget			-3.8%	0.8%	-1.3%	3.2%	0.0%	0.0%	0.0%	-1.0%	

City of Ottawa
Community & Social Services
Housing Services - Operating Resource Requirement Analysis
In Thousands (\$000)

	2023 Baseline			2024 Adjustments						2024	\$ Change over 2023 Budget
	Forecast	Budget	Adj. to Base Budget	Maintain Services	Provincial Legislated	Growth	COVID-19	Service Initiatives / Savings	User Fees & Revenues	Estimate	
Revenues By Type											
Federal	(27,050)	(27,050)	0	0	1,665	0	0	0	0	(25,385)	1,665
Provincial	(60,588)	(54,173)	6,630	0	0	0	0	0	0	(47,543)	6,630
Own Funds	0	0	0	0	0	0	0	0	0	0	0
Fees and Services	0	0	0	0	0	0	0	0	0	0	0
Fines	0	0	0	0	0	0	0	0	0	0	0
Other	0	0	0	0	0	0	0	0	0	0	0
Total Revenue	(87,638)	(81,223)	6,630	0	1,665	0	0	0	0	(72,928)	8,295
Percent of 2024 Revenue Budget			-8.2%	0.0%	-2.0%	0.0%	0.0%	0.0%	0.0%	-10.2%	
Net Requirement	129,133	125,008	(1,115)	1,675	(915)	6,615	0	(7)	0	131,261	6,253
Percent of 2024 Net Requirement Budget			-0.9%	1.3%	-0.7%	5.3%	0.0%	0.0%	0.0%	5.0%	
Full Time Equivalents (FTEs)		66.40	0.00	0.00	0.00	0.00	0.00	0.00	0.00	66.40	0.00
Percent of 2024 FTEs			0.0%	0.0%	0.0%	0.0%	0.0%	0.0%	0.0%	0.0%	

City of Ottawa
Community & Social Services
Housing Services - Operating Resource Requirement Explanatory Notes
In Thousands (\$000)

	Surplus / (Deficit)			
2023 Forecast vs. Budget Variance Explanation	Expense	Revenue	Net	
COVID-19 costs assumed to be fully offset by funding from the senior levels of government.	(6,415)	6,415	0	
Social Housing - reduction in subsidy.	5,875	0	5,875	
Higher than anticipated offsite shelter costs.	(9,000)	0	(9,000)	
Higher than anticipated housing related benefits.	(1,000)	0	(1,000)	
Total Surplus / (Deficit)	(10,540)	6,415	(4,125)	
	Increase / (Decrease)			
2023 Baseline Adjustment / Explanation	Expense	Revenue	Net 2024 Changes	FTE Impact
Removal of the 2023 one-time cost for COVID upstaffing- Distancing Centres and Day Program and related funding.	(6,630)	6,630	0	0.00
Removal of the 2023 one-time costs for Community Engagement Team.	(1,115)	0	(1,115)	0.00
Total Adjustments to Base Budget	(7,745)	6,630	(1,115)	0.00
	Increase / (Decrease)			
2024 Pressure Category / Explanation	Expense	Revenue	Net 2024 Changes	FTE Impact
Maintain Services				
All programs include an adjustment for potential 2024 cost of living, increments and benefit adjustments.	225	0	225	0.00
Homelessness Prevention Program (HPP) - Inflationary increases of 2.8% on City portion of agency contribution funding for Homelessness Support and Social Supports to Housing.	225	0	225	0.00
Housing and Homelessness Investment Plan (HHIP) programs - inflationary increase of 2.8% on the programs and for the service agencies.	435	0	435	0.00
Emergency Shelters Inflationary increase of 2.8% of block funding.	535	0	535	0.00
Inflationary increase- Housing related benefits- City Funding 2.8%	240	0	240	0.00
Increase in Facility costs related to inflation on compensation contracts, hydro increases, security and maintenance contracts.	15	0	15	0.00
Total Maintain Services	1,675	0	1,675	0.00

City of Ottawa
Community & Social Services
Housing Services - Operating Resource Requirement Explanatory Notes
In Thousands (\$000)

	Increase / (Decrease)			
2024 Pressure Category / Explanation	Expense	Revenue	Net 2024 Changes	FTE Impact
Provincial Legislated				
Social Housing - reduction in subsidy to align with actual expenditures.	(2,580)	0	(2,580)	0.00
Social Housing - reduction in Federal Funding as per Ministry of Municipal Affairs & Housing.	0	1,685	1,685	0.00
Reaching Home funding adjustment.	0	(20)	(20)	0.00
Total Provincial Legislated	(2,580)	1,665	(915)	0.00
	Increase / (Decrease)			
2024 Pressure Category / Explanation	Expense	Revenue	Net 2024 Changes	FTE Impact
Growth				
Community Engagement Team to support housing initiatives.	1,615	0	1,615	0.00
Ongoing operating cost in Integrated Transition to Housing Strategy (ACS2023-CSS-GEN-006).	5,000	0	5,000	0.00
Total Growth	6,615	0	6,615	0.00
	Increase / (Decrease)			
2024 Pressure Category / Explanation	Expense	Revenue	Net 2024 Changes	FTE Impact
Service Initiatives / Savings				
Efficiency Savings.	(7)	0	(7)	0.00
Total Service Initiatives / Savings	(7)	0	(7)	0.00
Total Budget Changes	(2,042)	8,295	6,253	0.00

City of Ottawa
Community & Social Services
Long Term Care - Operating Resource Requirement Analysis
In Thousands (\$000)

	2023 Baseline			2024 Adjustments						2024	\$ Change over 2023 Budget
	Forecast	Budget	Adj. to Base Budget	Maintain Services	Provincial Legislated	Growth	COVID-19	Service Initiatives / Savings	User Fees & Revenues	Estimate	
Expenditures by Program											
Nursing & Personal Care	67,436	68,436	(3,710)	1,643	1,585	500	0	0	0	68,454	18
Program & Support Services	4,642	4,642	0	77	0	0	0	0	0	4,719	77
Food Purchases	3,246	3,246	0	0	115	0	0	0	0	3,361	115
Accommodation	25,269	25,269	(660)	1,075	0	470	0	0	0	26,154	885
Daycentre Programs	724	724	0	15	0	0	0	0	0	739	15
Gross Expenditure	101,317	102,317	(4,370)	2,810	1,700	970	0	0	0	103,427	1,110
Recoveries & Allocations	(628)	(628)	0	0	0	0	0	0	0	(628)	0
Revenue	(70,568)	(70,568)	2,185	0	(3,460)	0	0	0	0	(71,843)	(1,275)
Net Requirement	30,121	31,121	(2,185)	2,810	(1,760)	970	0	0	0	30,956	(165)
Expenditures by Type											
Salaries, Wages & Benefits	85,341	85,341	(2,975)	1,850	1,585	950	0	0	0	86,751	1,410
Overtime	500	500	0	0	0	0	0	0	0	500	0
Material & Services	10,307	11,307	(1,395)	585	115	20	0	0	0	10,632	(675)
Transfers/Grants/Financial Charges	0	0	0	0	0	0	0	0	0	0	0
Fleet Costs	0	0	0	0	0	0	0	0	0	0	0
Program Facility Costs	5,072	5,072	0	375	0	0	0	0	0	5,447	375
Other Internal Costs	97	97	0	0	0	0	0	0	0	97	0
Gross Expenditures	101,317	102,317	(4,370)	2,810	1,700	970	0	0	0	103,427	1,110
Recoveries & Allocations	(628)	(628)	0	0	0	0	0	0	0	(628)	0
Net Expenditure	100,689	101,689	(4,370)	2,810	1,700	970	0	0	0	102,799	1,110
Percent of 2024 Net Expenditure Budget			-4.3%	2.8%	1.7%	1.0%	0.0%	0.0%	0.0%	1.1%	
Revenues By Type											
Federal	0	0	0	0	0	0	0	0	0	0	0
Provincial	(53,253)	(53,253)	2,185	0	(3,010)	0	0	0	0	(54,078)	(825)
Own Funds	0	0	0	0	0	0	0	0	0	0	0
Fees and Services	(17,315)	(17,315)	0	0	(450)	0	0	0	0	(17,765)	(450)
Fines	0	0	0	0	0	0	0	0	0	0	0
Other	0	0	0	0	0	0	0	0	0	0	0
Total Revenue	(70,568)	(70,568)	2,185	0	(3,460)	0	0	0	0	(71,843)	(1,275)
Percent of 2024 Revenue Budget			-3.1%	0.0%	4.9%	0.0%	0.0%	0.0%	0.0%	1.8%	
Net Requirement	30,121	31,121	(2,185)	2,810	(1,760)	970	0	0	0	30,956	(165)
Percent of 2024 Net Requirement Budget			-7.0%	9.0%	-5.7%	3.1%	0.0%	0.0%	0.0%	-0.5%	
Full Time Equivalents (FTEs)		704.84	0.00	0.00	55.40	4.00	0.00	0.00	0.00	764.24	59.40
Percent of 2024 FTEs			0.0%	0.0%	7.9%	0.6%	0.0%	0.0%	0.0%	8.4%	

City of Ottawa
Community & Social Services
Long Term Care - Operating Resource Requirement Explanatory Notes
In Thousands (\$000)

2023 Forecast vs. Budget Variance Explanation	Surplus / (Deficit)			
	Expense	Revenue	Net	
Lower than anticipated COVID-19 related costs.	1,000	0	1,000	
Total Surplus / (Deficit)	1,000	0	1,000	
2023 Baseline Adjustment / Explanation	Increase / (Decrease)			
	Expense	Revenue	Net 2024 Changes	FTE Impact
Removal of 2023 one-time personal protective equipment costs in the City's four Long-Term Care Homes due to COVID-19.	(1,395)	0	(1,395)	0.00
Reversal of one-time additional costs and temporary resources required for compensation to provide resident care during COVID-19.	(2,315)	0	(2,315)	0.00
Reversal of one-time resources required for legislation changes and for operations support in 2023 offset by provincial funding.	(660)	660	0	0.00
Reversal of 2023 one-time provincial funding for COVID-19 response costs in the City's four Long-Term Care Homes.	0	1,525	1,525	0.00
Total Adjustments to Base Budget	(4,370)	2,185	(2,185)	0.00
2024 Pressure Category / Explanation	Increase / (Decrease)			
	Expense	Revenue	Net 2024 Changes	FTE Impact
Maintain Services				
All programs include an adjustment for potential 2024 cost of living, increments and benefit adjustments.	1,850	0	1,850	0.00
Inflationary impact on contracted services and maintenance agreements.	365	0	365	0.00
Implementation of resident care technology.	220	0	220	0.00
Increase in Facility costs related to inflation on compensation contracts, hydro increases, security and maintenance contracts	375	0	375	0.00
Total Maintain Services	2,810	0	2,810	0.00

City of Ottawa
Community & Social Services
Long Term Care - Operating Resource Requirement Explanatory Notes
In Thousands (\$000)

2024 Pressure Category / Explanation	Increase / (Decrease)			
	Expense	Revenue	Net 2024 Changes	FTE Impact
Provincial Legislated				
Additional hours of care provincial commitment offset by provincial funding.	1,180	(1,180)	0	55.40
Increase of 1.5% for Level of Care (LOC) per diem for Raw Food offset by provincial funding.	115	(115)	0	0.00
Personal Support Workers Permanent Wage Enhancement offset by provincial funding.	280	(280)	0	0.00
Increased shift premium and backfill costs for additional resources as a result of provincial commitment to 4 hours of care.	125	0	125	0.00
Provincial funding for 1.5% LOC increases per diem.	0	(1,435)	(1,435)	0.00
Anticipated increase of 2.5% for Resident Fees.	0	(450)	(450)	0.00
Total Provincial Legislated	1,700	(3,460)	(1,760)	55.40
2024 Pressure Category / Explanation	Increase / (Decrease)			
Expense	Revenue	Net 2024 Changes	FTE Impact	
Growth				
Multi-year Person-Centered Care implementation.	500	0	500	0.00
Increased TeleSaff licensing requirement for additional staff.	20	0	20	0.00
Additional resources for operational support and legislative requirements.	450	0	450	4.00
Total Growth	970	0	970	4.00
Total Budget Changes	1,110	(1,275)	(165)	59.40

City of Ottawa
 Community & Social Services
 Gender & Race Equity, Inclusion, Indigenous Relations and Social Development - Operating Resource Requirement Analysis
 In Thousands (\$000)

	2023 Baseline			2024 Adjustments						2024	\$ Change over 2023 Budget
	Forecast	Budget	Adj. to Base Budget	Maintain Services	Provincial Legislated	Growth	COVID-19	Service Initiatives / Savings	User Fees & Revenues	Estimate	
Expenditures by Program											
Director's Office	314	314	0	6	0	145	0	(4)	0	461	147
Program Delivery	2,490	2,490	0	484	0	290	0	0	0	3,264	774
Social Development & Funding	30,470	30,470	0	1,365	0	0	0	(5)	0	31,830	1,360
Gross Expenditure	33,274	33,274	0	1,855	0	435	0	(9)	0	35,555	2,281
Recoveries & Allocations	0	0	0	0	0	0	0	0	0	0	0
Revenue	0	0	0	0	0	0	0	0	0	0	0
Net Requirement	33,274	33,274	0	1,855	0	435	0	(9)	0	35,555	2,281
Expenditures by Type											
Salaries, Wages & Benefits	3,759	3,759	0	400	0	435	0	0	0	4,594	835
Overtime	0	0	0	0	0	0	0	0	0	0	0
Material & Services	663	663	0	270	0	0	0	(9)	0	924	261
Transfers/Grants/Financial Charges	28,844	28,844	0	1,185	0	0	0	0	0	30,029	1,185
Fleet Costs	0	0	0	0	0	0	0	0	0	0	0
Program Facility Costs	0	0	0	0	0	0	0	0	0	0	0
Other Internal Costs	8	8	0	0	0	0	0	0	0	8	0
Gross Expenditures	33,274	33,274	0	1,855	0	435	0	(9)	0	35,555	2,281
Recoveries & Allocations	0	0	0	0	0	0	0	0	0	0	0
Net Expenditure	33,274	33,274	0	1,855	0	435	0	(9)	0	35,555	2,281
Percent of 2024 Net Expenditure Budget			0.0%	5.6%	0.0%	1.3%	0.0%	0.0%	0.0%	6.9%	
Revenues By Type											
Federal	0	0	0	0	0	0	0	0	0	0	0
Provincial	0	0	0	0	0	0	0	0	0	0	0
Own Funds	0	0	0	0	0	0	0	0	0	0	0
Fees and Services	0	0	0	0	0	0	0	0	0	0	0
Fines	0	0	0	0	0	0	0	0	0	0	0
Other	0	0	0	0	0	0	0	0	0	0	0
Total Revenue	0	0	0	0	0	0	0	0	0	0	0
Percent of 2024 Revenue Budget			0.0%	0.0%	0.0%	0.0%	0.0%	0.0%	0.0%	0.0%	
Net Requirement	33,274	33,274	0	1,855	0	435	0	(9)	0	35,555	2,281
Percent of 2024 Net Requirement Budget			0.0%	5.6%	0.0%	1.3%	0.0%	0.0%	0.0%	6.9%	
Full Time Equivalents (FTEs)		30.00	0.00	0.00	0.00	3.00	0.00	0.00	0.00	33.00	3.00
Percent of 2024 FTEs			0.0%	0.0%	0.0%	10.0%	0.0%	0.0%	0.0%	10.0%	

City of Ottawa
Community & Social Services
Gender & Race Equity, Inclusion, Indigenous Relations and Social Development - Operating Resource Requirement Explanatory Notes
In Thousands (\$000)

2023 Forecast vs. Budget Variance Explanation	Surplus / (Deficit)			
	Expense	Revenue	Net	
No significant variance to report.	0	0	0	
Total Surplus / (Deficit)	0	0	0	
Increase / (Decrease)				
2024 Pressure Category / Explanation	Expense	Revenue	Net 2024 Changes	FTE Impact
Maintain Services				
All programs include an adjustment for potential 2024 cost of living, increments and benefit adjustments.	85	0	85	0.00
Inflationary increase for community funding agencies.	1,185	0	1,185	0.00
Evaluation and Implementation of Corporate Diversity and Inclusion Plan and Associated Internal Activities to support a healthy and inclusive workforce.	150	0	150	0.00
Expansion of Black-led community initiatives, as part of Anti-Racism Strategy commitments.	120	0	120	0.00
Resources to support the administration of various programs.	170	0	170	0.00
One-time temporary resource to support the Older Adult Plan operational requirements.	145	0	145	0.00
Total Maintain Services	1,855	0	1,855	0.00
Increase / (Decrease)				
2024 Pressure Category / Explanation	Expense	Revenue	Net 2024 Changes	FTE Impact
Growth				
Resources to maintain Equity, Diversity and Inclusion implementation to support strategic initiatives, including Anti-Racism Strategy, Women and Gender Equity, Indigenous Relations and Corporate Diversity and Inclusion Plan.	435	0	435	3.00
Total Growth	435	0	435	3.00
Increase / (Decrease)				
2024 Pressure Category / Explanation	Expense	Revenue	Net 2024 Changes	FTE Impact
Service Initiatives / Savings				
Efficiency Savings.	(9)	0	(9)	0.00
Total Service Initiatives / Savings	(9)	0	(9)	0.00
Total Budget Changes	2,281	0	2,281	3.00

City of Ottawa
Recreation, Cultural and Facility Services
GM's Office & Business Support Services - Operating Resource Requirement Analysis
In Thousands (\$000)

	2023 Baseline			2024 Adjustments						2024	\$ Change over 2023 Budget
	Forecast	Budget	Adj. to Base Budget	Maintain Services	Provincial Legislated	Growth	COVID-19	Service Initiatives / Savings	User Fees & Revenues	Estimate	
Expenditures by Program											
General Manager's Office	2,385	2,435	0	5	0	0	0	(30)	0	2,410	(25)
Business & Technical Support Services	26,856	26,856	0	955	0	0	0	0	0	27,811	955
Gross Expenditure	29,241	29,291	0	960	0	0	0	(30)	0	30,221	930
Recoveries & Allocations	(380)	(380)	0	0	0	0	0	0	0	(380)	0
Revenue	(2,408)	(2,658)	0	0	0	0	0	0	0	(2,658)	0
Net Requirement	26,453	26,253	0	960	0	0	0	(30)	0	27,183	930
Expenditures by Type											
Salaries, Wages & Benefits	9,893	9,943	0	155	0	0	0	0	0	10,098	155
Overtime	27	27	0	0	0	0	0	0	0	27	0
Material & Services	3,469	3,469	0	275	0	0	0	(30)	0	3,714	245
Transfers/Grants/Financial Charges	14,506	14,506	0	500	0	0	0	0	0	15,006	500
Fleet Costs	0	0	0	0	0	0	0	0	0	0	0
Program Facility Costs	304	304	0	30	0	0	0	0	0	334	30
Other Internal Costs	1,042	1,042	0	0	0	0	0	0	0	1,042	0
Gross Expenditures	29,241	29,291	0	960	0	0	0	(30)	0	30,221	930
Recoveries & Allocations	(380)	(380)	0	0	0	0	0	0	0	(380)	0
Net Expenditure	28,861	28,911	0	960	0	0	0	(30)	0	29,841	930
Percent of 2024 Net Expenditure Budget			0.0%	3.3%	0.0%	0.0%	0.0%	-0.1%	0.0%	3.2%	
Revenues By Type											
Federal	(540)	(540)	0	0	0	0	0	0	0	(540)	0
Provincial	0	0	0	0	0	0	0	0	0	0	0
Own Funds	0	0	0	0	0	0	0	0	0	0	0
Fees and Services	(1,868)	(2,118)	0	0	0	0	0	0	0	(2,118)	0
Fines	0	0	0	0	0	0	0	0	0	0	0
Other	0	0	0	0	0	0	0	0	0	0	0
Total Revenue	(2,408)	(2,658)	0	0	0	0	0	0	0	(2,658)	0
Percent of 2024 Revenue Budget			0.0%	0.0%	0.0%	0.0%	0.0%	0.0%	0.0%	0.0%	
Net Requirement	26,453	26,253	0	960	0	0	0	(30)	0	27,183	930
Percent of 2024 Net Requirement Budget			0.0%	3.7%	0.0%	0.0%	0.0%	-0.1%	0.0%	3.5%	
Full Time Equivalents (FTEs)		81.59	0.00	0.00	0.00	0.00	0.00	0.00	0.00	81.59	0.00
Percent of 2024 FTEs			0.0%	0.0%	0.0%	0.0%	0.0%	0.0%	0.0%	0.0%	

City of Ottawa

Recreation, Cultural and Facility Services

GM's Office & Business Support Services - Operating Resource Requirement Explanatory Notes

In Thousands (\$000)

2023 Forecast vs. Budget Variance Explanation	Surplus / (Deficit)			
	Expense	Revenue	Net	
Revenue short fall in service area business lines offset by miscellaneous savings.	50	(250)	(200)	
Total Surplus / (Deficit)	50	(250)	(200)	
2024 Pressure Category / Explanation	Increase / (Decrease)			
	Expense	Revenue	Net 2024 Changes	FTE Impact
Maintain Services				
All programs include adjustments for 2024 cost of living increments, minimum wage increases, and benefit adjustments.	155	0	155	0.00
Registration system transaction fees.	400	0	400	0.00
Increase in Facility costs related to inflation on compensation contracts, hydro, increases, security and maintenance contracts.	30	0	30	0.00
Contractual obligation escalation of cost to purchase P3 ice due to high inflation in 2023.	100	0	100	0.00
Inflationary increase of 2% for all Recreation and Cultural Funding.	275	0	275	0.00
Total Maintain Services	960	0	960	0.00
2024 Pressure Category / Explanation	Increase / (Decrease)			
	Expense	Revenue	Net 2024 Changes	FTE Impact
Service Initiatives / Savings				
Efficiency savings on supplies and materials.	(30)	0	(30)	0.00
Total Service Initiatives / Savings	(30)	0	(30)	0.00
2024 Pressure Category / Explanation	Increase / (Decrease)			
	Expense	Revenue	Net 2024 Changes	FTE Impact
User Fees & Revenues				
See following user fee schedule for details on the specific rates.	0	0	0	0.00
Total User Fees & Revenues	0	0	0	0.00
Total Budget Changes	930	0	930	0.00

City of Ottawa
Recreation, Cultural and Facility Services
Community, Recreation, Culture and Sports Programs - Operating Resource Requirement Analysis
In Thousands (\$000)

	2023 Baseline			2024 Adjustments						2024	\$ Change over 2023 Budget
	Forecast	Budget	Adj. to Base Budget	Maintain Services	Provincial Legislated	Growth	COVID-19	Service Initiatives / Savings	User Fees & Revenues	Estimate	
Expenditures by Program											
Community Recreation and Cultural Programs	73,286	75,836	0	2,780	0	0	0	0	0	78,616	2,780
Gross Expenditure	73,286	75,836	0	2,780	0	0	0	0	0	78,616	2,780
Recoveries & Allocations	(1,077)	(1,077)	0	0	0	0	0	0	0	(1,077)	0
Revenue	(27,280)	(28,213)	(250)	0	0	0	0	0	(100)	(28,563)	(350)
Net Requirement	44,929	46,546	(250)	2,780	0	0	0	0	(100)	48,976	2,430
Expenditures by Type											
Salaries, Wages & Benefits	28,091	30,641	0	1,030	0	0	0	0	0	31,671	1,030
Overtime	145	145	0	0	0	0	0	0	0	145	0
Material & Services	7,249	7,249	0	150	0	0	0	0	0	7,399	150
Transfers/Grants/Financial Charges	311	311	0	0	0	0	0	0	0	311	0
Fleet Costs	117	117	0	0	0	0	0	0	0	117	0
Program Facility Costs	36,795	36,795	0	1,600	0	0	0	0	0	38,395	1,600
Other Internal Costs	578	578	0	0	0	0	0	0	0	578	0
Gross Expenditures	73,286	75,836	0	2,780	0	0	0	0	0	78,616	2,780
Recoveries & Allocations	(1,077)	(1,077)	0	0	0	0	0	0	0	(1,077)	0
Net Expenditure	72,209	74,759	0	2,780	0	0	0	0	0	77,539	2,780
Percent of 2024 Net Expenditure Budget			0.0%	3.7%	0.0%	0.0%	0.0%	0.0%	0.0%	3.7%	
Revenues By Type											
Federal	(61)	(61)	0	0	0	0	0	0	0	(61)	0
Provincial	(289)	(289)	0	0	0	0	0	0	0	(289)	0
Own Funds	0	0	0	0	0	0	0	0	0	0	0
Fees and Services	(26,930)	(27,863)	(250)	0	0	0	0	0	(100)	(28,213)	(350)
Fines	0	0	0	0	0	0	0	0	0	0	0
Other	0	0	0	0	0	0	0	0	0	0	0
Total Revenue	(27,280)	(28,213)	(250)	0	0	0	0	0	(100)	(28,563)	(350)
Percent of 2024 Revenue Budget			0.9%	0.0%	0.0%	0.0%	0.0%	0.0%	0.4%	1.2%	
Net Requirement	44,929	46,546	(250)	2,780	0	0	0	0	(100)	48,976	2,430
Percent of 2024 Net Requirement Budget			-0.5%	6.0%	0.0%	0.0%	0.0%	0.0%	-0.2%	5.2%	
Full Time Equivalents (FTEs)		432.36	0.00	0.00	0.00	0.00	0.00	0.00	0.00	432.36	0.00
Percent of 2024 FTEs		0.0%	0.0%	0.0%	0.0%	0.0%	0.0%	0.0%	0.0%	0.0%	

City of Ottawa
Recreation, Cultural and Facility Services
Community Recreation, Culture and Sports Programs - Operating Resource Requirement Explanatory Notes
In Thousands (\$000)

2023 Forecast vs. Budget Variance Explanation	Surplus / (Deficit)			
	Expense	Revenue	Net	
Revenue shortfall in registrations and other business lines.	0	(933)	(933)	
Savings in compensation due to staggered staffing.	2,550	0	2,550	
Total Surplus / (Deficit)	2,550	(933)	1,617	
Increase / (Decrease)				
2023 Baseline Adjustment / Explanation	Expense	Revenue	Net 2024 Changes	FTE Impact
Removal of the 2023 one-time free targeted drop-in participation opportunities to increase access to recreation.	0	(250)	(250)	0.00
Total 2023 Baseline Adjustment	0	(250)	(250)	0.00
Increase / (Decrease)				
2024 Pressure Category / Explanation	Expense	Revenue	Net 2024 Changes	FTE Impact
Maintain Services				
All programs include adjustments for 2024 cost of living increments, minimum wage increases, and benefit adjustments.	1,030	0	1,030	0.00
Increase in Facility costs related to inflation on compensation contracts, hydro, increases, security and maintenance contracts.	1,750	0	1,750	0.00
Total Maintain Services	2,780	0	2,780	0.00
Increase / (Decrease)				
2024 Pressure Category / Explanation	Expense	Revenue	Net 2024 Changes	FTE Impact
User Fees & Revenues				
Revenue adjustment resulting from increase in user fees of up to 2.5% - See following user fee schedule for details on the specific rates.	0	(100)	(100)	0.00
Total User Fees & Revenues	0	(100)	(100)	0.00
Total Budget Changes	2,780	(350)	2,430	0.00

City of Ottawa
Recreation, Cultural and Facility Services
Complexes, Aquatics and Specialized Services - Operating Resource Requirement Analysis
In Thousands (\$000)

	2023 Baseline			2024 Adjustments						2024	\$ Change over 2023 Budget
	Forecast	Budget	Adj. to Base Budget	Maintain Services	Provincial Legislated	Growth	COVID-19	Service Initiatives / Savings	User Fees & Revenues	Estimate	
Expenditures by Program											
City Wide Programs, Aquatics and Specialized Services	80,091	81,692	0	2,660	0	0	0	0	0	84,352	2,660
Gross Expenditure	80,091	81,692	0	2,660	0	0	0	0	0	84,352	2,660
Recoveries & Allocations	(636)	(636)	0	0	0	0	0	0	0	(636)	0
Revenue	(34,659)	(36,657)	(640)	0	0	0	0	0	740	(36,557)	100
Net Requirement	44,796	44,399	(640)	2,660	0	0	0	0	740	47,159	2,760
Expenditures by Type											
Salaries, Wages & Benefits	36,452	38,053	0	1,545	0	0	0	0	0	39,598	1,545
Overtime	94	94	0	0	0	0	0	0	0	94	0
Material & Services	2,827	2,827	0	0	0	0	0	0	0	2,827	0
Transfers/Grants/Financial Charges	857	857	0	0	0	0	0	0	0	857	0
Fleet Costs	27	27	0	0	0	0	0	0	0	27	0
Program Facility Costs	39,621	39,621	0	1,115	0	0	0	0	0	40,736	1,115
Other Internal Costs	213	213	0	0	0	0	0	0	0	213	0
Gross Expenditures	80,091	81,692	0	2,660	0	0	0	0	0	84,352	2,660
Recoveries & Allocations	(636)	(636)	0	0	0	0	0	0	0	(636)	0
Net Expenditure	79,455	81,056	0	2,660	0	0	0	0	0	83,716	2,660
Percent of 2024 Net Expenditure Budget			0.0%	3.3%	0.0%	0.0%	0.0%	0.0%	0.0%	3.3%	
Revenues By Type											
Federal	(36)	(36)	0	0	0	0	0	0	0	(36)	0
Provincial	(1,112)	(1,112)	0	0	0	0	0	0	0	(1,112)	0
Own Funds	0	0	0	0	0	0	0	0	0	0	0
Fees and Services	(33,511)	(35,509)	(640)	0	0	0	0	0	740	(35,409)	100
Fines	0	0	0	0	0	0	0	0	0	0	0
Other	0	0	0	0	0	0	0	0	0	0	0
Total Revenue	(34,659)	(36,657)	(640)	0	0	0	0	0	740	(36,557)	100
Percent of 2024 Revenue Budget			1.7%	0.0%	0.0%	0.0%	0.0%	0.0%	0.0%	-2.0%	-0.3%
Net Requirement	44,796	44,399	(640)	2,660	0	0	0	0	740	47,159	2,760
Percent of 2024 Net Requirement Budget			-1.4%	6.0%	0.0%	0.0%	0.0%	0.0%	0.0%	1.7%	6.2%
Full Time Equivalents (FTEs)		603.11	0.00	0.00	0.00	0.00	0.00	0.00	0.00	603.11	0.00
Percent of 2024 FTEs			0.0%	0.0%	0.0%	0.0%	0.0%	0.0%	0.0%	0.0%	

City of Ottawa
Recreation, Cultural and Facility Services
Complexes, Aquatics and Specialized Services - Operating Resource Requirement Explanatory Notes
In Thousands (\$000)

2023 Forecast vs. Budget Variance Explanation	Surplus / (Deficit)			
	Expense	Revenue	Net	
Revenue short fall in registrations, memberships and other business lines.	0	(1,998)	(1,998)	
Savings in compensation due to staggered staffing.	1,601	0	1,601	
Total Surplus / (Deficit)	1,601	(1,998)	(397)	
Increase / (Decrease)				
2023 Baseline Adjustment / Explanation	Expense	Revenue	Net 2024 Changes	FTE Impact
Removal of the one time 10% reduction to 2023 summer camp registration fees.	0	(640)	(640)	0.00
Total Adjustments to Base Budget	0	(640)	(640)	0.00
Increase / (Decrease)				
2024 Pressure Category / Explanation	Expense	Revenue	Net 2024 Changes	FTE Impact
Maintain Services				
All programs include adjustments for 2024 cost of living increments, minimum wage increases, and benefit adjustments.	1,545	0	1,545	0.00
Increase in Facility costs related to inflation on compensation contracts, hydro, increases, security and maintenance contracts.	1,115	0	1,115	0.00
Total Maintain Services	2,660	0	2,660	0.00
Increase / (Decrease)				
2024 Pressure Category / Explanation	Expense	Revenue	Net 2024 Changes	FTE Impact
User Fees & Revenues				
Increase access to recreation and culture.	0	890	890	0.00
Revenue adjustment resulting from increase in user fees of up to 2.5% See following user fee schedule for details on the specific rates.	0	(150)	(150)	0.00
Total User Fees & Revenues	0	740	740	0.00
Total Budget Changes	2,660	100	2,760	0.00

City of Ottawa
Recreation, Cultural and Facility Services
Parks & Facilities Planning - Operating Resource Requirement Analysis
In Thousands (\$000)

	2023 Baseline			2024 Adjustments						2024	\$ Change over 2023 Budget
	Forecast	Budget	Adj. to Base Budget	Maintain Services	Provincial Legislated	Growth	COVID-19	Service Initiatives / Savings	User Fees & Revenues	Estimate	
Expenditures by Program											
Parks & Facilities Planning	2,354	2,354	0	55	190	0	0	0	0	2,599	245
Gross Expenditure	2,354	2,354	0	55	190	0	0	0	0	2,599	245
Recoveries & Allocations	(62)	(62)	0	0	(190)	0	0	0	0	(252)	(190)
Revenue	(235)	(485)	0	0	0	0	0	0	0	(485)	0
Net Requirement	2,057	1,807	0	55	0	0	0	0	0	1,862	55
Expenditures by Type											
Salaries, Wages & Benefits	2,106	2,106	0	55	190	0	0	0	0	2,351	245
Overtime	0	0	0	0	0	0	0	0	0	0	0
Material & Services	248	248	0	0	0	0	0	0	0	248	0
Transfers/Grants/Financial Charges	0	0	0	0	0	0	0	0	0	0	0
Fleet Costs	0	0	0	0	0	0	0	0	0	0	0
Program Facility Costs	0	0	0	0	0	0	0	0	0	0	0
Other Internal Costs	0	0	0	0	0	0	0	0	0	0	0
Gross Expenditures	2,354	2,354	0	55	190	0	0	0	0	2,599	245
Recoveries & Allocations	(62)	(62)	0	0	(190)	0	0	0	0	(252)	(190)
Net Expenditure	2,292	2,292	0	55	0	0	0	0	0	2,347	55
Percent of 2024 Net Expenditure Budget			0.0%	2.4%	0.0%	0.0%	0.0%	0.0%	0.0%	2.4%	
Revenues By Type											
Federal	0	0	0	0	0	0	0	0	0	0	0
Provincial	0	0	0	0	0	0	0	0	0	0	0
Own Funds	0	0	0	0	0	0	0	0	0	0	0
Fees and Services	(235)	(485)	0	0	0	0	0	0	0	(485)	0
Fines	0	0	0	0	0	0	0	0	0	0	0
Other	0	0	0	0	0	0	0	0	0	0	0
Total Revenue	(235)	(485)	0	0	0	0	0	0	0	(485)	0
Percent of 2024 Revenue Budget			0.0%	0.0%	0.0%	0.0%	0.0%	0.0%	0.0%	0.0%	
Net Requirement	2,057	1,807	0	55	0	0	0	0	0	1,862	55
Percent of 2024 Net Requirement Budget			0.0%	3.0%	0.0%	0.0%	0.0%	0.0%	0.0%	3.0%	
Full Time Equivalents (FTEs)		15.00	0.00	0.00	0.00	0.00	0.00	0.00	0.00	15.00	0.00
Percent of 2024 FTEs			0.0%	0.0%	0.0%	0.0%	0.0%	0.0%	0.0%	0.0%	

City of Ottawa
Recreation, Cultural and Facility Services
Parks & Facilities Planning - Operating Resource Requirement Explanatory Notes
In Thousands (\$000)

2023 Forecast vs. Budget Variance Explanation	Surplus / (Deficit)			
	Expense	Revenue	Net	
Park Review and Inspection revenue shortfall.	0	(250)	(250)	
Total Surplus / (Deficit)	0	(250)	(250)	
Increase / (Decrease)				
2024 Pressure Category / Explanation	Expense	Revenue	Net 2024 Changes	FTE Impact
Maintain Services				
All programs include adjustments for 2024 cost of living increments, minimum wage increases, and benefit adjustments.	55	0	55	0.00
Total Maintain Services	55	0	55	0.00
Increase / (Decrease)				
2024 Pressure Category / Explanation	Expense	Revenue	Net 2024 Changes	FTE Impact
Provincial Legislated				
Temporary resources to support legislative requirements, including Bill 109 More Homes for Everyone Act and Bill 23 More Homes Built Faster Act. Provincial Legislation Resource Impact Report (ACS2023-PRE-GEN-0005). Funded by Planning Fees.	190	0	190	0.00
Temporary resources to support legislative requirements, including Bill 109 More Homes for Everyone Act and Bill 23 More Homes Built Faster Act. Provincial Legislation Resource Impact Report (ACS2023-PRE-GEN-0005). Funded by Planning Fees.	(190)	0	(190)	0.00
Total Provincial Legislated	0	0	0	0.00
Increase / (Decrease)				
2024 Pressure Category / Explanation	Expense	Revenue	Net 2024 Changes	FTE Impact
User Fees & Revenues				
See following user fee schedule for details on the specific rates.	0	0	0	0.00
Total User Fees & Revenues	0	0	0	0.00
Total Budget Changes	55	0	55	0.00

City of Ottawa
Recreation, Cultural and Facility Services
Facility Operations Services - Operating Resource Requirement Analysis
In Thousands (\$000)

	2023 Baseline			2024 Adjustments						2024	\$ Change over 2023 Budget
	Forecast	Budget	Adj. to Base Budget	Maintain Services	Provincial Legislated	Growth	COVID-19	Service Initiatives / Savings	User Fees & Revenues	Estimate	
Expenditures by Program											
Facility Operations Services	93,167	93,167	0	3,581	20	130	0	(505)	0	96,393	3,226
Gross Expenditure	93,167	93,167	0	3,581	20	130	0	(505)	0	96,393	3,226
Recoveries & Allocations	(54,675)	(54,675)	0	(1,601)	0	0	0	0	0	(56,276)	(1,601)
Revenue	(2,471)	(2,059)	0	0	0	0	0	0	0	(2,059)	0
Net Requirement	36,021	36,433	0	1,980	20	130	0	(505)	0	38,058	1,625
Expenditures by Type											
Salaries, Wages & Benefits	61,410	61,410	0	1,834	0	130	0	0	0	63,374	1,964
Overtime	960	960	0	33	0	0	0	0	0	993	33
Material & Services	23,882	23,882	0	1,306	20	0	0	(505)	0	24,703	821
Transfers/Grants/Financial Charges	496	496	0	0	0	0	0	0	0	496	0
Fleet Costs	985	985	0	160	0	0	0	0	0	1,145	160
Program Facility Costs	(756)	(756)	0	0	0	0	0	0	0	(756)	0
Other Internal Costs	6,190	6,190	0	248	0	0	0	0	0	6,438	248
Gross Expenditures	93,167	93,167	0	3,581	20	130	0	(505)	0	96,393	3,226
Recoveries & Allocations	(54,675)	(54,675)	0	(1,601)	0	0	0	0	0	(56,276)	(1,601)
Net Expenditure	38,492	38,492	0	1,980	20	130	0	(505)	0	40,117	1,625
Percent of 2024 Net Expenditure Budget			0.0%	5.1%	0.1%	0.3%	0.0%	-1.3%	0.0%	4.2%	
Revenues By Type											
Federal	0	0	0	0	0	0	0	0	0	0	0
Provincial	0	0	0	0	0	0	0	0	0	0	0
Own Funds	0	0	0	0	0	0	0	0	0	0	0
Fees and Services	(2,471)	(2,059)	0	0	0	0	0	0	0	(2,059)	0
Fines	0	0	0	0	0	0	0	0	0	0	0
Other	0	0	0	0	0	0	0	0	0	0	0
Total Revenue	(2,471)	(2,059)	0	0	0	0	0	0	0	(2,059)	0
Percent of 2024 Revenue Budget			0.0%	0.0%	0.0%	0.0%	0.0%	0.0%	0.0%	0.0%	
Net Requirement	36,021	36,433	0	1,980	20	130	0	(505)	0	38,058	1,625
Percent of 2024 Net Requirement Budget			0.0%	5.4%	0.1%	0.4%	0.0%	-1.4%	0.0%	4.5%	
Full Time Equivalents (FTEs)		623.25	0.00	5.00	0.00	1.00	0.00	0.00	0.00	629.25	6.00
Percent of 2024 FTEs			0.0%	0.8%	0.0%	0.2%	0.0%	0.0%	0.0%	1.0%	

City of Ottawa
Recreation, Cultural and Facility Services
Facility Operations Services - Operating Resource Requirement Explanatory Notes
In Thousands (\$000)

2023 Forecast vs. Budget Variance Explanation	Surplus / (Deficit)			
	Expense	Revenue	Net	
Funding from the Ministry of Transportation regarding license of occupation fee.	0	144	144	
Miscellaneous revenue over budget.	0	268	268	
Total Surplus / (Deficit)	0	412	412	
2024 Pressure Category / Explanation	Increase / (Decrease)			
	Expense	Revenue	Net 2024 Changes	FTE Impact
Maintain Services				
All programs include adjustments for 2024 cost of living increments, minimum wage increases, and benefit adjustments.	1,540	0	1,540	0.00
Inflationary Impact on Repair & Maintenance Services.	1,440	0	1,440	0.00
Inflationary impact on existing acquisitions leases.	370	0	370	0.00
Inflationary impact on heating (natural gas).	1,060	0	1,060	0.00
Inflationary impact on water.	125	0	125	0.00
Inflationary impact on hydro.	800	0	800	0.00
Janitorial contract cancellation - Service to be provided in-house in 2024.	275	0	275	4.00
Additional Health and Safety requirements for security at Mary Pitt, Ben Franklin and City Hall.	60	0	60	0.00
Facility Allocation to clients related to inflation on compensation, lease contracts and hydro, heating and water rate increases.	(3,850)	0	(3,850)	0.00
Permanent resource to support the facility operations for the new Trail Road Facility.	0	0	0	1.00
Increase in Fleet costs related to inflation on compensation contracts, parts, contribution to capital reserve and maintenance.	160	0	160	0.00
Total Maintain Services	1,980	0	1,980	5.00
2024 Pressure Category / Explanation	Increase / (Decrease)			
	Expense	Revenue	Net 2024 Changes	FTE Impact
Provincial Legislated				
Inflationary impact on Contribution to Shenkman Reserve P3 agreement.	20	0	20	0.00
Total Provincial Legislated	20	0	20	0.00

City of Ottawa
 Recreation, Cultural and Facility Services
 Facility Operations Services - Operating Resource Requirement Explanatory Notes
 In Thousands (\$000)

2024 Pressure Category / Explanation	Increase / (Decrease)			
	Expense	Revenue	Net 2024 Changes	FTE Impact
Growth				
Permanent resource for Adisoke Library - Facility Supervisor position.	130	0	130	1.00
Total Growth	130	0	130	1.00
2024 Pressure Category / Explanation	Increase / (Decrease)			
	Expense	Revenue	Net 2024 Changes	FTE Impact
Service Initiatives / Savings				
Facility operating cost savings due to facility reductions.	(165)	0	(165)	0.00
Janitorial contract cancellation - Service to be provided in-house in 2024.	(340)	0	(340)	0.00
Total Service Initiatives / Savings	(505)	0	(505)	0.00
2024 Pressure Category / Explanation	Increase / (Decrease)			
	Expense	Revenue	Net 2024 Changes	FTE Impact
User Fees & Revenues				
See following user fee schedule for details on the specific rates.	0	0	0	0.00
Total User Fees & Revenues	0	0	0	0.00
Total Budget Changes	1,625	0	1,625	6.00

City of Ottawa
 Public Works Department
 Parks - Operating Resource Requirement Analysis
 In Thousands (\$000)

	2023 Baseline			2024 Adjustments						2024	\$ Change over 2023 Budget
	Forecast	Budget	Adj. to Base Budget	Maintain Services	Provincial Legislated	Growth	COVID-19	Service Initiatives / Savings	User Fees & Revenues	Estimate	
Expenditures by Program											
Parks	43,768	42,175	0	1,425	0	250	0	0	0	43,850	1,675
Gross Expenditure	43,768	42,175	0	1,425	0	250	0	0	0	43,850	1,675
Recoveries & Allocations	(370)	(370)	0	(60)	0	0	0	0	0	(430)	(60)
Revenue	(29)	(2)	0	0	0	0	0	0	0	(2)	0
Net Requirement	43,369	41,803	0	1,365	0	250	0	0	0	43,418	1,615
Expenditures by Type											
Salaries, Wages & Benefits	22,686	22,561	0	555	0	250	0	0	0	23,366	805
Overtime	918	650	0	0	0	0	0	0	0	650	0
Material & Services	10,964	9,764	0	635	0	0	0	0	0	10,399	635
Transfers/Grants/Financial Charges	0	0	0	0	0	0	0	0	0	0	0
Fleet Costs	7,253	7,253	0	220	0	0	0	0	0	7,473	220
Program Facility Costs	0	0	0	15	0	0	0	0	0	15	15
Other Internal Costs	1,947	1,947	0	0	0	0	0	0	0	1,947	0
Gross Expenditures	43,768	42,175	0	1,425	0	250	0	0	0	43,850	1,675
Recoveries & Allocations	(370)	(370)	0	(60)	0	0	0	0	0	(430)	(60)
Net Expenditure	43,398	41,805	0	1,365	0	250	0	0	0	43,420	1,615
Percent of 2024 Net Expenditure Budget			0.0%	3.3%	0.0%	0.6%	0.0%	0.0%	0.0%	3.9%	
Revenues By Type											
Federal	(22)	0	0	0	0	0	0	0	0	0	0
Provincial	(5)	0	0	0	0	0	0	0	0	0	0
Own Funds	0	0	0	0	0	0	0	0	0	0	0
Fees and Services	(2)	(2)	0	0	0	0	0	0	0	(2)	0
Fines	0	0	0	0	0	0	0	0	0	0	0
Other	0	0	0	0	0	0	0	0	0	0	0
Total Revenue	(29)	(2)	0	0	0	0	0	0	0	(2)	0
Percent of 2024 Revenue Budget			0.0%	0.0%	0.0%	0.0%	0.0%	0.0%	0.0%	0.0%	
Net Requirement	43,369	41,803	0	1,365	0	250	0	0	0	43,418	1,615
Percent of 2024 Net Requirement Budget			0.0%	3.3%	0.0%	0.6%	0.0%	0.0%	0.0%	3.9%	
Full Time Equivalents (FTEs)		271.43	0.00	0.00	0.00	0.00	0.00	0.00	0.00	271.43	0.00
Percent of 2024 FTEs			0.0%	0.0%	0.0%	0.0%	0.0%	0.0%	0.0%	0.0%	

City of Ottawa
Public Works Department
Parks - Operating Resource Requirement Explanatory Notes
In Thousands (\$000)

2023 Forecast vs. Budget Variance Explanation	Surplus / (Deficit)				
	Expense	Revenue	Net		
Severe weather emergency response.	(1,593)	27	(1,566)		
Total Surplus / (Deficit)	(1,593)	27	(1,566)		
Increase / (Decrease)					
2024 Pressure Category / Explanation	Expense	Revenue	Net 2024 Changes	FTE Impact	
Maintain Services					
All programs include an adjustment for potential 2024 cost of living, increments and benefit adjustments.	555	0	555	0.00	
Increase in cost for materials including grass seed, fertilizer and chlorine.	575	0	575	0.00	
Increase in Fleet costs related to inflation on compensation contracts, parts, contribution to capital reserve and maintenance.	220	0	220	0.00	
Vegetation maintenance for the Findlay Creek wetland berm offset by funding from the Infrastructure and Water Services Department.	60	0	60	0.00	
Funding from the Infrastructure and Water Services Department related to vegetation maintenance for the Findlay Creek wetland berm.	(60)	0	(60)	0.00	
Increase in Facility costs related to inflation on compensation contracts, hydro increases, security and maintenance contracts.	15	0	15	0.00	
Total Maintain Services	1,365	0	1,365	0.00	
Increase / (Decrease)					
2024 Pressure Category / Explanation	Expense	Revenue	Net 2024 Changes	FTE Impact	
Growth					
Compensation for temporary positions to support growth of new parks, increased boulevard grass cutting and additional splash pads in existing parks.	250	0	250	0.00	
Total Growth	250	0	250	0.00	
Total Budget Changes	1,615	0	1,615	0.00	

Capital Budget

City of Ottawa
2024 Draft Capital Budget
Community Services Committee
In Thousands (\$000)

Service Area: Child Care											
Category	2024 Draft Capital Budget	Revenues	Tax Supported/Dedicated Reserves	Rate Supported Reserves	Develop. Charges	Gas Tax	Debt				
							Tax/Dedicated	Rate	Develop. Charges	Gas Tax	Total Debt
Renewal of City Assets	450	0	450	0	0	0	0	0	0	0	0
Growth	0	0	0	0	0	0	0	0	0	0	0
Regulatory	0	0	0	0	0	0	0	0	0	0	0
Service Enhancements	60	0	60	0	0	0	0	0	0	0	0
Total	510	0	510	0	0	0	0	0	0	0	0

City of Ottawa
2024 Draft Capital Budget
Service Area: Child Care
In Thousands (\$000)

Program Information			Financial Details																																											
Buildings-Child Care Services			Class of Estimate:		C) Planning																																									
Dept: Infrastructure & Water Services Department	Category: Renewal of City Assets		Ward: Multiple		Year of Completion: Various																																									
Reduces greenhouse gases? No			2024 Request		350		Projected Yearend Unspent Bal. 0																																							
Builds climate resiliency? Yes - Minor Contribution			Revenues		0		Debt																																							
<p>The Building and Park programs provide for lifecycle renewal and replacement works to existing building and park assets. Detailed scope of work for specific projects extends to a wide assortment of work, such as roof replacement, building preservation, building mechanical and electrical systems, parks playgrounds and property elements, hard landscaping, arena and pool equipment and unplanned emergency work. When selecting materials and solutions for lifecycle projects, measures are taken to account for increased seasonal variability and extreme weather events where project budget permits. This includes, for example, reflective or metal roofing to build resilience to heat, high winds or heavy snow. Forecasts are based on bulk allocations that will be detailed in future budget submissions. Project cost group summaries are provided following this program summary. Annual programming provides allocations as required for each of the service areas as follows:</p> <table border="1"> <thead> <tr> <th>Service Area</th> <th>Buildings</th> <th>Parks</th> </tr> </thead> <tbody> <tr><td>By-Law Services</td><td>470</td><td></td></tr> <tr><td>Child Care Services</td><td>350</td><td></td></tr> <tr><td>Cultural Services</td><td>1,960</td><td></td></tr> <tr><td>Fire Services</td><td>2,600</td><td></td></tr> <tr><td>General Government</td><td>3,400</td><td></td></tr> <tr><td>Library</td><td>2,000</td><td></td></tr> <tr><td>Long Term Care</td><td>1,425</td><td></td></tr> <tr><td>Parks & Recreation</td><td>29,190</td><td>6,600</td></tr> <tr><td>Roads Services</td><td>3,665</td><td></td></tr> <tr><td>Social Services</td><td>2,300</td><td></td></tr> <tr><td>Transit Services</td><td>3,600</td><td></td></tr> <tr><td>Total</td><td>50,960</td><td>6,600</td></tr> </tbody> </table>			Service Area	Buildings	Parks	By-Law Services	470		Child Care Services	350		Cultural Services	1,960		Fire Services	2,600		General Government	3,400		Library	2,000		Long Term Care	1,425		Parks & Recreation	29,190	6,600	Roads Services	3,665		Social Services	2,300		Transit Services	3,600		Total	50,960	6,600	Tax Supported/ Dedicated		350		Tax Supported/ Dedicated Debt 0
			Service Area	Buildings	Parks																																									
			By-Law Services	470																																										
			Child Care Services	350																																										
			Cultural Services	1,960																																										
Fire Services	2,600																																													
General Government	3,400																																													
Library	2,000																																													
Long Term Care	1,425																																													
Parks & Recreation	29,190	6,600																																												
Roads Services	3,665																																													
Social Services	2,300																																													
Transit Services	3,600																																													
Total	50,960	6,600																																												
			Rate Supported		0		Rate Supported Debt 0																																							
			Develop. Charges		0		Develop. Charges Debt 0																																							
			Gas Tax		0		Gas Tax Debt 0																																							
			Forecast		2024		2025																																							
					350		170																																							
					175		206																																							
					0		0																																							
					0		0																																							
					0		0																																							

City of Ottawa
 2024 Draft Capital Budget
 Service Area: Child Care
 In Thousands (\$000)

Project Information		Location/Description	\$000's
911255 2024 Buildings-Child Care Services		Class of Estimate: C) Planning	350
Category: Renewal of City Assets Ward: CW		Year of Completion: 2027	
This program provides for lifecycle renewal and replacement works to existing building assets and is a component of the corporate Buildings and Parks Program.			
Ward	Location	Description	
04	Elsie Stapleford Day Care Centre	Replace Vinyl Tile Flooring	
09	Borden Farm Day Care Centre	Replace Electrical Panel/Disconnect Switches, Type II Building Condition Audit	
11	Charmain Craven Day Care Centre	Replace Furnaces and A/C Units	
16	Esther By Day Care Centre	Replace Heat Detectors/Pull Stations & Add Fire Alarm Bells	
CW	City Wide: Child Care Facilities	Unscheduled Works: Child Care Facilities	

City of Ottawa
2024 Draft Capital Budget
Service Area: Child Care
In Thousands (\$000)

Project Information			Financial Details					
911154	2024 Municipal Child Care Centre upgrades		Class of Estimate:		Not Applicable			
Dept:	Community and Social Services Department	Category: Renewal of City Assets	Ward: CW	Year of Completion: 2026				
Reduces greenhouse gases?		No	2024 Request		100	Projected Yearend Unspent Bal.		
Builds climate resiliency?		Yes - Moderate Contribution	Revenues		0	Debt		
<p>These funds are to address capital requirements in upgrading or adding new infrastructure in the municipal child care centres to provide a safe and high quality child care environment. The funds will be used to ensure that enhancements be carried out in order to meet the needs of children, parents and staff.</p> <p>Moderate Contribution for Builds Climate Resiliency- This project supports the addition of shade structures in child care centres, which will be increasingly important to protect children and staff from extreme heat.</p>			Tax Supported/ Dedicated		100	Tax Supported/ Dedicated Debt		
			Rate Supported		0	Rate Supported Debt		0
			Develop. Charges		0	Develop. Charges Debt		0
			Gas Tax		0	Gas Tax Debt		0
			Forecast		2024	2025	2026	2027
Authority			100	100	100	100		
Spending Plan			100	100	100	100		
FTEs			0	0	0	0		
Operating Impact			0	0	0	0		

City of Ottawa
2024 Draft Capital Budget
Service Area: Child Care
 In Thousands (\$000)

Program Information			Financial Details																							
Accessibility - Child Care Services			Class of Estimate:		C) Planning																					
Dept:	Infrastructure & Water Services Department	Category: Service Enhancements	Ward: Multiple		Year of Completion: Various																					
Reduces greenhouse gases?	No		2024 Request		60	Projected Yearend Unspent Bal.		0																		
Builds climate resiliency?	No		Revenues		0	Debt																				
<p>The Accessibility program provides for barrier removals to existing building and park assets based on ongoing condition assessments. Detailed scope of work for specific projects extends to a wide assortment of planned and/or emergency works, such as: installation of ramps, elevators, power door operators, signage, handrails in arena stands, removal of barriers in exterior and interior paths of travels, washroom / changeroom / kitchen remedial work, and parks playgrounds.</p> <p>Annual programming provides allocations as required for each of the service areas as follows:</p> <table border="1" style="margin-left: 20px;"> <thead> <tr> <th>Service Area</th> <th></th> </tr> </thead> <tbody> <tr> <td>Child Care Services</td> <td>60</td> </tr> <tr> <td>Cultural Services</td> <td>125</td> </tr> <tr> <td>General Government</td> <td>440</td> </tr> <tr> <td>Library</td> <td>505</td> </tr> <tr> <td>Long Term Care</td> <td>110</td> </tr> <tr> <td>Parks & Recreation</td> <td>1,200</td> </tr> <tr> <td>Social Services</td> <td>60</td> </tr> <tr> <td>Total</td> <td>2,500</td> </tr> </tbody> </table>			Service Area		Child Care Services	60	Cultural Services	125	General Government	440	Library	505	Long Term Care	110	Parks & Recreation	1,200	Social Services	60	Total	2,500	Tax Supported/ Dedicated		60	Tax Supported/ Dedicated Debt		0
			Service Area																							
			Child Care Services	60																						
			Cultural Services	125																						
			General Government	440																						
Library	505																									
Long Term Care	110																									
Parks & Recreation	1,200																									
Social Services	60																									
Total	2,500																									
			Rate Supported		0	Rate Supported Debt		0																		
			Develop. Charges		0	Develop. Charges Debt		0																		
			Gas Tax		0	Gas Tax Debt		0																		
			Forecast		2024	2025	2026	2027																		
			Authority		60	80	90	100																		
			Spending Plan		30	58	81	93																		
			FTEs		0	0	0	0																		
			Operating Impact		0	0	0	0																		

City of Ottawa
2024 Draft Capital Budget
Service Area: Child Care
 In Thousands (\$000)

Project Information		Location/Description	\$000's
911265 2024 Accessibility - Child Care Services		Class of Estimate: C) Planning	60
Category: Service Enhancements	Ward: CW	Year of Completion: 2027	
<p>This program provides for barrier removal works to existing building assets and is a component of the corporate Buildings and Parks program.</p>			
Ward	Location	Description	
CW	City Wide: Child Care Facilities	Unscheduled Works: Accessibility, Child Care Facilities	

City of Ottawa
 2024 Draft Capital Budget
 Community Services Committee
 In Thousands (\$000)

Service Area: Long Term Care											
Category	2024 Draft Capital Budget	Revenues	Tax Supported/Dedicated Reserves	Rate Supported Reserves	Develop. Charges	Gas Tax	Debt				
							Tax/Dedicated	Rate	Develop. Charges	Gas Tax	Total Debt
Renewal of City Assets	2,765	0	1,765	0	0	0	1,000	0	0	0	1,000
Growth	0	0	0	0	0	0	0	0	0	0	0
Regulatory	0	0	0	0	0	0	0	0	0	0	0
Service Enhancements	110	0	110	0	0	0	0	0	0	0	0
Total	2,875	0	1,875	0	0	0	1,000	0	0	0	1,000

City of Ottawa
2024 Draft Capital Budget
Service Area: Long Term Care
In Thousands (\$000)

Program Information			Financial Details																																										
Buildings-Long Term Care			Class of Estimate:		C) Planning																																								
Dept:	Infrastructure & Water Services Department	Category: Renewal of City Assets	Ward: Multiple		Year of Completion: Various																																								
Reduces greenhouse gases?		No	2024 Request		1,425	Projected Yearend Unspent Bal.		0																																					
Builds climate resiliency?		Yes - Minor Contribution	Revenues		0	Debt																																							
<p>The Building and Park programs provide for lifecycle renewal and replacement works to existing building and park assets. Detailed scope of work for specific projects extends to a wide assortment of work, such as roof replacement, building preservation, building mechanical and electrical systems, parks playgrounds and property elements, hard landscaping, arena and pool equipment and unplanned emergency work. When selecting materials and solutions for lifecycle projects, measures are taken to account for increased seasonal variability and extreme weather events where project budget permits. This includes, for example, reflective or metal roofing to build resilience to heat, high winds or heavy snow. Forecasts are based on bulk allocations that will be detailed in future budget submissions. Project cost group summaries are provided following this program summary.</p> <p>Annual programming provides allocations as required for each of the service areas as follows:</p> <table border="1"> <thead> <tr> <th>Service Area</th> <th>Buildings</th> <th>Parks</th> </tr> </thead> <tbody> <tr><td>By-Law Services</td><td>470</td><td></td></tr> <tr><td>Child Care Services</td><td>350</td><td></td></tr> <tr><td>Cultural Services</td><td>1,960</td><td></td></tr> <tr><td>Fire Services</td><td>2,600</td><td></td></tr> <tr><td>General Government</td><td>3,400</td><td></td></tr> <tr><td>Library</td><td>2,000</td><td></td></tr> <tr><td>Long Term Care</td><td>1,425</td><td></td></tr> <tr><td>Parks & Recreation</td><td>29,190</td><td>6,600</td></tr> <tr><td>Roads Services</td><td>3,665</td><td></td></tr> <tr><td>Social Services</td><td>2,300</td><td></td></tr> <tr><td>Transit Services</td><td>3,600</td><td></td></tr> <tr><td>Total</td><td>50,960</td><td>6,600</td></tr> </tbody> </table>			Service Area	Buildings	Parks	By-Law Services	470		Child Care Services	350		Cultural Services	1,960		Fire Services	2,600		General Government	3,400		Library	2,000		Long Term Care	1,425		Parks & Recreation	29,190	6,600	Roads Services	3,665		Social Services	2,300		Transit Services	3,600		Total	50,960	6,600	Tax Supported/ Dedicated	425	Tax Supported/ Dedicated Debt	1,000
			Service Area	Buildings	Parks																																								
			By-Law Services	470																																									
			Child Care Services	350																																									
			Cultural Services	1,960																																									
Fire Services	2,600																																												
General Government	3,400																																												
Library	2,000																																												
Long Term Care	1,425																																												
Parks & Recreation	29,190	6,600																																											
Roads Services	3,665																																												
Social Services	2,300																																												
Transit Services	3,600																																												
Total	50,960	6,600																																											
			Rate Supported Develop. Charges	0	Rate Supported Develop. Charges Debt	0																																							
			Gas Tax	0	Gas Tax Debt	0																																							
			Forecast		2024	2025	2026	2027																																					
			Authority	1,425	1,130	1,150	1,170																																						
			Spending Plan FTEs	713 0	993 0	1,199 0	1,156 0																																						
			Operating Impact	0	0	0	0																																						

**City of Ottawa
 2024 Draft Capital Budget
 Service Area: Long Term Care
 In Thousands (\$000)**

Project Information		Location/Description	\$000's
911259 2024 Buildings-Long Term Care		Class of Estimate: C) Planning	1,425
Category: Renewal of City Assets	Ward: CW	Year of Completion: 2027	

This program provides for lifecycle renewal and replacement works to existing building assets and is a component of the corporate Buildings and Parks Program.

Ward	Location	Description	
08	Peter D Clark Centre: The Bungalows	Resurface Walkways, Exterior Cladding Repairs, Replace Kitchen Cabinets	
08	Peter D Clark Centre: The Houses	Electrical Infrared Scan, Replace Kitchen Counters & Sinks	
12	Centre D'Accueil Champlain	Re-Line Sanitary Drains & Piping, Washroom Remediation	
12	Centre D'Accueil Champlain	Design - Replace Heat Recovery Units	
12	Garry J. Armstrong Long Term Care Centre	Replace Carpet at RN Stations and Reception, Vinyl Flooring Remediation	
24	Carleton Lodge	Replace AHU-3/AHU-4, Metal Roofing Remediation	
24	Carleton Lodge	Replace Building Automation System	
CW	City Wide: Long Term Care Facilities	Unscheduled Works: Long Term Care Facilities	

City of Ottawa
2024 Draft Capital Budget
Service Area: Long Term Care
 In Thousands (\$000)

Program Information			Financial Details																							
Accessibility - Long Term Care			Class of Estimate:		C) Planning																					
Dept:	Infrastructure & Water Services Department	Category: Service Enhancements	Ward: Multiple		Year of Completion: Various																					
Reduces greenhouse gases?	No		2024 Request		110	Projected Yearend Unspent Bal.		0																		
Builds climate resiliency?	No		Revenues		0	Debt																				
<p>The Accessibility program provides for barrier removals to existing building and park assets based on ongoing condition assessments. Detailed scope of work for specific projects extends to a wide assortment of planned and/or emergency works, such as: installation of ramps, elevators, power door operators, signage, handrails in arena stands, removal of barriers in exterior and interior paths of travels, washroom / changeroom / kitchen remedial work, and parks playgrounds.</p> <p>Annual programming provides allocations as required for each of the service areas as follows:</p> <table border="1" style="margin-left: 40px;"> <thead> <tr> <th colspan="2">Service Area</th> </tr> </thead> <tbody> <tr> <td>Child Care Services</td> <td>60</td> </tr> <tr> <td>Cultural Services</td> <td>125</td> </tr> <tr> <td>General Government</td> <td>440</td> </tr> <tr> <td>Library</td> <td>505</td> </tr> <tr> <td>Long Term Care</td> <td>110</td> </tr> <tr> <td>Parks & Recreation</td> <td>1,200</td> </tr> <tr> <td>Social Services</td> <td>60</td> </tr> <tr> <td>Total</td> <td>2,500</td> </tr> </tbody> </table>			Service Area		Child Care Services	60	Cultural Services	125	General Government	440	Library	505	Long Term Care	110	Parks & Recreation	1,200	Social Services	60	Total	2,500	Tax Supported/ Dedicated		110	Tax Supported/ Dedicated Debt		0
			Service Area																							
			Child Care Services	60																						
			Cultural Services	125																						
			General Government	440																						
Library	505																									
Long Term Care	110																									
Parks & Recreation	1,200																									
Social Services	60																									
Total	2,500																									
			Rate Supported		0	Rate Supported Debt			0																	
			Develop. Charges		0	Develop. Charges Debt			0																	
			Gas Tax		0	Gas Tax Debt			0																	
			Forecast		2024	2025	2026	2027																		
			Authority		110	80	90	100																		
			Spending Plan		55	73	91	93																		
			FTEs		0	0	0	0																		
			Operating Impact		0	0	0	0																		

City of Ottawa
2024 Draft Capital Budget
Service Area: Long Term Care
 In Thousands (\$000)

Project Information	Location/Description	\$000's
911268 2024 Accessibility - Long Term Care		110
Class of Estimate: C) Planning		
Category: Service Enhancements	Ward: CW	Year of Completion: 2027

This program provides for barrier removal works to existing building assets and is a component of the corporate Buildings and Parks program.

Ward	Location	Description
CW	City Wide: Long Term Care Facilities	Accessibility: Flooring Replacement
CW	City Wide: Long Term Care Facilities	Accessibility: Barrier Removals

City of Ottawa
2024 Draft Capital Budget
Service Area: Long Term Care
 In Thousands (\$000)

Project Information			Financial Details					
911153 2024 Furniture & Equipment- LTC			Class of Estimate: Not Applicable					
Dept:	Community and Social Services Department	Category: Renewal of City Assets	Ward: CW	Year of Completion: 2026				
Reduces greenhouse gases?		No	2024 Request		300	Projected Yearend Unspent Bal.		0
Builds climate resiliency?		No	Revenues		0	Debt		
To replace furniture and equipment through lifecycle at the City's four long-term care residences for the safety of residents and staff and compliance with Ministry of Long-Term Care standards.			Tax Supported/ Dedicated		300	Tax Supported/ Dedicated Debt		0
			Rate Supported		0	Rate Supported Debt		0
			Develop. Charges		0	Develop. Charges Debt		0
			Gas Tax		0	Gas Tax Debt		0
			Forecast		2024	2025	2026	2027
			Authority		300	300	300	300
Spending Plan		300	300	300	300			
FTEs		0	0	0	0			
Operating Impact		0	0	0	0			
911166 Software implementation- resident care information system			Class of Estimate: Not Applicable					
Dept:	Community and Social Services Department	Category: Renewal of City Assets	Ward: CW	Year of Completion: 2026				
Reduces greenhouse gases?		No	2024 Request		1,040	Projected Yearend Unspent Bal.		0
Builds climate resiliency?		No	Revenues		0	Debt		
Technology upgrades for 4 Long-Term Care homes including electronic documentation and Wi-Fi upgrades .			Tax Supported/ Dedicated		1,040	Tax Supported/ Dedicated Debt		0
			Rate Supported		0	Rate Supported Debt		0
			Develop. Charges		0	Develop. Charges Debt		0
			Gas Tax		0	Gas Tax Debt		0
			Forecast		2024	2025	2026	2027
			Authority		1,040	0	0	0
Spending Plan		1,040	0	0	0			
FTEs		0	0	0	0			
Operating Impact		0	0	0	0			

City of Ottawa
 2024 Draft Capital Budget
 Community Services Committee
 In Thousands (\$000)

Service Area: Parks, Buildings, & Grounds											
Category	2024 Draft Capital Budget	Revenues	Tax Supported/Dedicated Reserves	Rate Supported Reserves	Develop. Charges	Gas Tax	Debt				
							Tax/Dedicated	Rate	Develop. Charges	Gas Tax	Total Debt
Renewal of City Assets	310	0	300	0	0	0	10	0	0	0	10
Growth	0	0	0	0	0	0	0	0	0	0	0
Regulatory	0	0	0	0	0	0	0	0	0	0	0
Service Enhancements	0	0	0	0	0	0	0	0	0	0	0
Total	310	0	300	0	0	0	10	0	0	0	10

City of Ottawa
2024 Draft Capital Budget
Service Area: Parks, Buildings, & Grounds
 In Thousands (\$000)

Project Information			Financial Details				
911425 Parks Maintenance Technologies			Class of Estimate: Not Applicable				
Dept: Public Works Department	Category: Renewal of City Assets	Ward: CW	Year of Completion: 2028				
Reduces greenhouse gases?	No	2024 Request		310	Projected Yearend Unspent Bal.		
Builds climate resiliency?	No	Revenues	0	Debt			
Replacement of end-of-life iPad inventory for field operations staff to replace units with an operating system from 2015 and provide compatibility with required apps.		Tax Supported/ Dedicated	300	Tax Supported/ Dedicated Debt	10		
		Rate Supported	0	Rate Supported Debt			0
		Develop. Charges	0	Develop. Charges Debt			0
		Gas Tax	0	Gas Tax Debt			0
		Forecast		2024	2025	2026	2027
Authority		310	0	0	0		
Spending Plan		310	0	0	0		
FTEs		0	0	0	0		
Operating Impact		0	0	0	0		

City of Ottawa
2024 Draft Capital Budget
Community Services Committee
In Thousands (\$000)

Service Area: Parks, Recreation & Culture											
Category	2024 Draft Capital Budget	Revenues	Tax Supported/Dedicated Reserves	Rate Supported Reserves	Develop. Charges	Gas Tax	Debt				
							Tax/Dedicated	Rate	Develop. Charges	Gas Tax	Total Debt
Renewal of City Assets	46,997	0	42,497	0	0	0	4,500	0	0	0	4,500
Growth	85,968	0	4,735	0	48,013	0	0	0	33,220	0	33,220
Regulatory	510	0	510	0	0	0	0	0	0	0	0
Service Enhancements	2,530	0	2,530	0	0	0	0	0	0	0	0
Total	136,005	0	50,272	0	48,013	0	4,500	0	33,220	0	37,720

City of Ottawa
2024 Draft Capital Budget
Service Area: Parks, Recreation & Culture
In Thousands (\$000)

Program Information			Financial Details																																																
Buildings-Cultural Services			Class of Estimate:		C) Planning																																														
Dept:	Infrastructure & Water Services Department	Category: Renewal of City Assets	Ward: Multiple		Year of Completion: Various																																														
Reduces greenhouse gases?			No		2024 Request		1,960	Projected Yearend Unspent Bal.	0																																										
Builds climate resiliency?			Yes - Minor Contribution		Revenues		0		Debt																																										
<p>The Building and Park programs provide for lifecycle renewal and replacement works to existing building and park assets. Detailed scope of work for specific projects extends to a wide assortment of work, such as roof replacement, building preservation, building mechanical and electrical systems, parks playgrounds and property elements, hard landscaping, arena and pool equipment and unplanned emergency work. When selecting materials and solutions for lifecycle projects, measures are taken to account for increased seasonal variability and extreme weather events where project budget permits. This includes, for example, reflective or metal roofing to build resilience to heat, high winds or heavy snow. Forecasts are based on bulk allocations that will be detailed in future budget submissions. Project cost group summaries are provided following this program summary. Annual programming provides allocations as required for each of the service areas as follows:</p> <table border="1"> <thead> <tr> <th>Service Area</th> <th>Buildings</th> <th>Parks</th> </tr> </thead> <tbody> <tr><td>By-Law Services</td><td>470</td><td></td></tr> <tr><td>Child Care Services</td><td>350</td><td></td></tr> <tr><td>Cultural Services</td><td>1,960</td><td></td></tr> <tr><td>Fire Services</td><td>2,600</td><td></td></tr> <tr><td>General Government</td><td>3,400</td><td></td></tr> <tr><td>Library</td><td>2,000</td><td></td></tr> <tr><td>Long Term Care</td><td>1,425</td><td></td></tr> <tr><td>Parks & Recreation</td><td>29,190</td><td>6,600</td></tr> <tr><td>Roads Services</td><td>3,665</td><td></td></tr> <tr><td>Social Services</td><td>2,300</td><td></td></tr> <tr><td>Transit Services</td><td>3,600</td><td></td></tr> <tr><td>Total</td><td>50,960</td><td>6,600</td></tr> </tbody> </table>					Service Area	Buildings	Parks	By-Law Services	470		Child Care Services	350		Cultural Services	1,960		Fire Services	2,600		General Government	3,400		Library	2,000		Long Term Care	1,425		Parks & Recreation	29,190	6,600	Roads Services	3,665		Social Services	2,300		Transit Services	3,600		Total	50,960	6,600	Tax Supported/ Dedicated		960		Tax Supported/ Dedicated Debt		1,000	
					Service Area	Buildings	Parks																																												
					By-Law Services	470																																													
					Child Care Services	350																																													
					Cultural Services	1,960																																													
					Fire Services	2,600																																													
General Government	3,400																																																		
Library	2,000																																																		
Long Term Care	1,425																																																		
Parks & Recreation	29,190	6,600																																																	
Roads Services	3,665																																																		
Social Services	2,300																																																		
Transit Services	3,600																																																		
Total	50,960	6,600																																																	
Rate Supported		0		Rate Supported Debt		0																																													
Develop. Charges		0		Develop. Charges Debt		0																																													
Gas Tax		0		Gas Tax Debt		0																																													
			Forecast		2024		2025		2026		2027																																								
			Authority		1,960		900		920		940																																								
			Spending Plan		980		1,038		1,122		926																																								
			FTEs		0		0		0		0																																								
			Operating Impact		0		0		0																																										

City of Ottawa
2024 Draft Capital Budget
Service Area: Parks, Recreation & Culture
 In Thousands (\$000)

Project Information		Location/Description	\$000's
911256 2024 Buildings-Cultural Services		Class of Estimate: C) Planning	1,960
Category: Renewal of City Assets	Ward: CW	Year of Completion: 2027	
<p>This program provides for lifecycle renewal and replacement works to existing building assets and is a component of the corporate Buildings and Parks Program.</p>			
Ward	Location	Description	
01	Cumberland Museum: Dupuis House	Type II-H Building Condition Audit	
01	Cumberland Museum: OVLSME Club House	Type II-H Building Condition Audit	
01	Cumberland Museum: Picnic Shelter:	Type II-H Building Condition Audit	
01	Cumberland Museum: Pig Barn: Reproduction	Type II-H Building Condition Audit	
01	Cumberland Museum: Print Shop	Type II-H Building Condition Audit	
01	Cumberland Museum: Sawmill/Shingle Mill	Roof Structural System Assessment, Restore Tilted Column Foundation	
01	Cumberland Museum: Somerville-Winter	Type II-H Building Condition Audit	
01	Cumberland Museum: Spratt Grier House	Analyze Cracked Floor Support Beam	
01	Cumberland Museum: Taylor Barn	Type II-H Building Condition Audit	
05	Galetta Community Hall	Sunroom Columns Structural Assessment	
05	Pinhey Estate Main Building	Stone Masonry Repointing, Replace Septic System	
08	Nepean Creative Arts Centre (North And South)	Electrical Infrared Scan, Repair Foundation, Design - Parking Lot Resurfacing	
12	Gamman House	Foundation Walls Remediation	
18	Billings Estate Museum: Garage	Type II-H Building Condition Audit	
18	Billings Estate Museum: Main House	Type II-H Building Condition Audit, Investigation - Code Fire Containment	
18	Billings Estate Museum: Smoke House	Type II-H Building Condition Audit	
20	Historical Society Museum Storage: Agricultural	Replace/Paint Canopy Decking & Supports	
23	Ron Maslin Playhouse	Replace Roof Over New Addition	
CW	City Wide: Community And Culture Facilities	Unscheduled Works: Cultural Services General Buildings	
CW	City Wide: Community And Culture Facilities	Unscheduled Works: Cultural Services Heritage Buildings	

City of Ottawa
2024 Draft Capital Budget
Service Area: Parks, Recreation & Culture
In Thousands (\$000)

Program Information			Financial Details																																									
Buildings-Parks & Recreation			Class of Estimate:		C) Planning																																							
Dept: Infrastructure & Water Services Department	Category: Renewal of City Assets	Ward: Multiple	Year of Completion: Various																																									
Reduces greenhouse gases?	No	2024 Request		29,190	Projected Yearend Unspent Bal.		0																																					
Builds climate resiliency?	Yes - Minor Contribution	Revenues		0	Debt																																							
<p>The Building and Park programs provide for lifecycle renewal and replacement works to existing building and park assets. Detailed scope of work for specific projects extends to a wide assortment of work, such as roof replacement, building preservation, building mechanical and electrical systems, parks playgrounds and property elements, hard landscaping, arena and pool equipment and unplanned emergency work. When selecting materials and solutions for lifecycle projects, measures are taken to account for increased seasonal variability and extreme weather events where project budget permits. This includes, for example, reflective or metal roofing to build resilience to heat, high winds or heavy snow. Forecasts are based on bulk allocations that will be detailed in future budget submissions. Project cost group summaries are provided following this program summary. Annual programming provides allocations as required for each of the service areas as follows:</p> <table border="1"> <thead> <tr> <th>Service Area</th> <th>Buildings</th> <th>Parks</th> </tr> </thead> <tbody> <tr><td>By-Law Services</td><td>470</td><td></td></tr> <tr><td>Child Care Services</td><td>350</td><td></td></tr> <tr><td>Cultural Services</td><td>1,960</td><td></td></tr> <tr><td>Fire Services</td><td>2,600</td><td></td></tr> <tr><td>General Government</td><td>3,400</td><td></td></tr> <tr><td>Library</td><td>2,000</td><td></td></tr> <tr><td>Long Term Care</td><td>1,425</td><td></td></tr> <tr><td>Parks & Recreation</td><td>29,190</td><td>6,600</td></tr> <tr><td>Roads Services</td><td>3,665</td><td></td></tr> <tr><td>Social Services</td><td>2,300</td><td></td></tr> <tr><td>Transit Services</td><td>3,600</td><td></td></tr> <tr><td>Total</td><td>50,960</td><td>6,600</td></tr> </tbody> </table>		Service Area	Buildings	Parks	By-Law Services	470		Child Care Services	350		Cultural Services	1,960		Fire Services	2,600		General Government	3,400		Library	2,000		Long Term Care	1,425		Parks & Recreation	29,190	6,600	Roads Services	3,665		Social Services	2,300		Transit Services	3,600		Total	50,960	6,600	Tax Supported/ Dedicated	29,190	Tax Supported/ Dedicated Debt	0
		Service Area	Buildings	Parks																																								
		By-Law Services	470																																									
		Child Care Services	350																																									
		Cultural Services	1,960																																									
Fire Services	2,600																																											
General Government	3,400																																											
Library	2,000																																											
Long Term Care	1,425																																											
Parks & Recreation	29,190	6,600																																										
Roads Services	3,665																																											
Social Services	2,300																																											
Transit Services	3,600																																											
Total	50,960	6,600																																										
		Rate Supported	0	Rate Supported Debt	0																																							
		Develop. Charges	0	Develop. Charges Debt	0																																							
		Gas Tax	0	Gas Tax Debt	0																																							
		Forecast	2024	2025	2026	2027																																						
		Authority	29,190	38,109	39,795	40,779																																						
		Spending Plan	14,595	27,812	37,168	39,950																																						
		FTEs	0	0	0	0																																						
		Operating Impact	0	0	0																																							

City of Ottawa
2024 Draft Capital Budget
Service Area: Parks, Recreation & Culture
 In Thousands (\$000)

Project Information		Location/Description	\$000's
911252	2024 Buildings-Parks & Rec	Class of Estimate: C) Planning	29,190
Category: Renewal of City Assets	Ward: CW	Year of Completion: 2027	

This program provides for lifecycle renewal and replacement works to existing building assets and is a component of the corporate Buildings and Parks Program.

Ward	Location	Description	
01	Queenswood Ridge Park: Field House	Type II Building Condition Audit	
01	R.J. Kennedy Memorial Centre	Structural Adequacy Review, Replace Fluorescent Fixtures	
01	Ray Friel Recreation Complex	Replace Compressor #1 & #3, Replace Ice Plant Desuperheater	
01	Ray Friel Recreation Complex	Replace Fire Alarm Panel & Annunciator, Replace Rubber Mats	
01	Ray Friel Recreation Complex	Replace Wave System for Pool	
01	Roy G Hobbs Community Centre	Type II Building Condition Audit	
01	South Fallingbrook Community Centre	Replace HID Luminaires, Replace Fluorescent Lighting	
02	Bearbrook Park: Pool Building	Replace Filter Pumps (3), Roof Framing Structural Review	
02	Blackburn Community Centre	Replace Natural Gas Furnace, Replace Split A/C Unit	
02	Bob Macquarrie Recreation Complex - Orleans	Paint Steel Framing - Roger Senecal Arena, Roof OWSJ Bridging Repairs	
02	Bob Macquarrie Recreation Complex - Orleans	Replace 75HP Ammonia Compressors (2), Replace Low E Ceiling	
02	Bob Macquarrie Recreation Complex - Orleans	Replace Arena Exhaust Fans, Design - Replace Roger Senecal Arena Slab	
02	Bob Macquarrie Recreation Complex - Orleans	Replace Upper Hall of Fame Flooring, Replace Concrete Diving Board Bases	
02	Hornets Nest Park: Field House	Type II Building Condition Audit	
02	Lois Kemp Arena	Infrared Electrical Scan	
02	Pierre Rocque Community Centre	Type II Building Condition Audit	
03	Charlie Conacher Community Building	Type II Building Condition Audit	
03	Jockvale School Community Building	Brick Repointing	
03	Larkin House Community Building	Replace Entrance Canopy Legs & Bolts, Type II Building Condition Audit	
03	Walter Baker Sports Centre	Repair EIFS Cladding, Replace Exterior Sealant	
04	Beaverbrook Community Centre	Type II Building Condition Audit	
04	Beaverbrook Community Centre: Comfort	Type II Building Condition Audit	
04	J.G. Mlacak Centre	Replace Wood Floors - Halls A & B, Infrared Electrical Scan	

City of Ottawa
2024 Draft Capital Budget
Service Area: Parks, Recreation & Culture
 In Thousands (\$000)

Project Information		Location/Description	\$000's
911252 2024 Buildings-Parks & Rec		Class of Estimate: C) Planning	29,190
Category: Renewal of City Assets Ward: CW		Year of Completion: 2027	
911252 Continued			
Ward	Location	Description	
04	March Tennis Club House	Type II Building Condition Audit	
04	Old March Town Hall: Community Center	Replace Metal Roof - Main Roof	
04	Richcraft Recreation Centre Kanata	Replace Glycol Piping	
05	Corkery Community Centre	Type II Building Condition Audit	
05	Erskine Johnston Arena	Fire Alarm System Audit, Type II Building Condition Audit	
05	Erskine Johnston Arena	Replace Windows & Main Entrance Door System	
05	Fitzroy Harbour CC Garage	Type II Building Condition Audit	
05	March Central Community Centre	Replace Mod Bit Roof, Type II Building Condition Audit	
06	Cardelrec Recreation Complex	Re-Gasket Chiller, Type II Building Condition Audit	
06	Johnny Leroux Stittsville Arena And Community	Replace Refrigeration Condenser, Type II Building Condition Audit	
07	Belltown Dome Arena	Infrared Electrical Scan	
07	Britannia Park: Gardener's House	Replace Asphalt Shingles	
07	Maki House Community Building	Type II Building Condition Audit	
08	Nanaimo Park: Qualicum Community Building	Type II Building Condition Audit	
08	Pinecrest Recreation Complex	Replace Pool Air Handling Units (4), Investigation - CMU Cracking	
09	Fisher Heights Park: Community Building	Type II Building Condition Audit	
09	General Burns Community Building	Investigation - Water Damaged Wood Panel Board	
09	Howard Darwin Centennial Arena	Masonry Repairs	
09	Nepean Sportsplex	Replace Roof Areas 8,9,23 (Visual Arts/Entrance 3)	
09	Trend-Arlington Park Community Building	Type II Building Condition Audit	
10	Albion Heatherington Community Centre	Fix Erosion Under Storage Building Slab on Grade	
10	Sawmill Creek Pool	Design - Replace Pool Liner & Ceramic Tiles, Replace Interior Doors (Pool)	
11	Beacon Hill North Community Centre	Type II Building Condition Audit	

City of Ottawa
2024 Draft Capital Budget
Service Area: Parks, Recreation & Culture
 In Thousands (\$000)

Project Information		Location/Description	\$000's
911252 2024 Buildings-Parks & Rec		Class of Estimate: C) Planning	29,190
Category: Renewal of City Assets Ward: CW		Year of Completion: 2027	
911252 Continued			
Ward	Location	Description	
11	Earl Armstrong Arena	Replace HVAC #1, Replace Flooring/Joists/Kitchen Cabinets Senior's Hall	
11	Earl Armstrong Arena	Replace Vinyl Tiles in in South Washroom and Senior Centre	
11	Pat Clark Community Centre	Replace HVAC #4 (Dance Studio)	
11	Pineview Community Hub	Replace Hydronic Unit Heaters, Infrared Electrical Scan	
11	Splash - Wave Pool	Investigation - Moisture at Loading Dock, Structural Adequacy Review	
11	Splash - Wave Pool	Replace UV Systems for Wave Pool and Hot Tub, Replace Floor Grates	
11	Splash - Wave Pool	Replace Lap Pool Water Heater, Repair Deterioration/Cracks - Basement	
12	Bernard Grandmaitre Arena	Type II Building Condition Audit	
12	Centre Richelieu Vanier	Code Fire Separation Issues, Type II Building Condition Audit	
12	Centre Richelieu Vanier	Replace Rooftop 30 Ton Unit, Replace VAV Boxes	
12	Dutchy's Park: Fieldhouse	Repaint Exterior Roof Joists	
12	Lowertown Complex	Replace AHU-1 Fan System, Replace Hydro Vault Equipment	
12	Sandy Hill Arena	Resurface Parking Lot/Replace Lighting, Infrared Electrical Scan	
13	Forbes Field House	Type II Building Condition Audit	
13	Manor Park Community Centre	Type II Building Condition Audit	
13	New Edinburgh Park: Fieldhouse	Replace Exterior Lighting	
13	Ottawa Stadium	Replace Damaged Seating, Investigation - Electrical Components	
13	Overbrook Community Centre	Type II Building Condition Audit	
13	St Laurent Don Gamble Recreation Complex	Detailed Review - Siporex Roof Panels, Structural Adequacy Review	
13	St Laurent Don Gamble Recreation Complex	Replace Exhaust Fan Systems	
14	Jack Purcell Recreation Complex	Remediate Concrete Stair & Suspended Slab (Pump Room Entrance)	
15	Dovercourt Recreation Complex	Replace Ceramic Tiles (Pool/Showers), Sand & Paint Metal Roof	
15	Hintonburg Community Centre	Replace Gym HVAC, Infrared Electrical Scan	

City of Ottawa
2024 Draft Capital Budget
Service Area: Parks, Recreation & Culture
 In Thousands (\$000)

Project Information		Location/Description	\$000's
911252 2024 Buildings-Parks & Rec		Class of Estimate: C) Planning	29,190
Category: Renewal of City Assets Ward: CW		Year of Completion: 2027	
911252 Continued			
Ward	Location	Description	
15	Tom Brown Arena	Replace Exterior Stucco Recess	
15	Wellington Street Seniors Centre	Type II Building Condition Audit	
16	Alexander Park Community Centre	Replace Rooftop Units (7 of 7)	
16	Deborah Anne Kirwan Leisure Pool	Infrared Electrical Scan, Replace Ductwork Supports	
16	Hunt Club Riverside Community Centre	Replace Protected Membrane Roofing System, Replace Aluminum Windows	
16	Hunt Club Riverside Community Centre	Design - Replace HVAC Units (5 Rooftop)	
16	J. Alphonse Dulude Arena	Replace Dectron Dehumidifiers (2), Replace Unit Heaters	
16	J. Alphonse Dulude Arena	Replace Modified Bituminous Two-Ply Roof, Type II Building Condition Audit	
17	Brewer Arena	Install Siporex Deck Supports, Type II Building Condition Audit	
17	Brewer Park Complex: Comfort Station	Type II Building Condition Audit	
17	Brewer Pool	Type II Building Condition Audit	
17	Heron Park Field House	Type II Building Condition Audit	
17	Lansdowne Park Complex: Aberdeen Pavilion	Building Envelope Restoration, Slab On Grade Restoration, Replace Roof	
17	Ottawa South Community Centre	Investigation - Code Fire Stopping Requirement, Building Condition Audit	
18	Alda Burt Park Comfort Station	Replace Exterior Doors, Replace Mod Bit Roof	
18	Brian Kilrea Arena	Type II Building Condition Audit	
18	Canterbury Community Centre	Code Fire Containment, Type II Building Condition Audit, Replace MUA Unit #1	
18	Canterbury Pool	Re-Tile Pool & Pool Deck, Type II Building Condition Audit	
18	Dale Little League Bldg	Investigation - Substructure/CMU Wall/Roof Framing	
18	Heron Road Multi-Service Centre	Replace Gymnasium Floor, Code Fire Stopping Requirement	
18	Heron Road Multi-Service Centre	Replace Theatre Air Handling Units, Replace Shell & Tube Heat Exchanger	
18	Heron Road Multi-Service Centre	Design - Resurface Parking Lot and Lane	
18	Jim Durrell Recreation Complex	Advance Design - Parking Lot Resurfacing	

City of Ottawa
2024 Draft Capital Budget
Service Area: Parks, Recreation & Culture
 In Thousands (\$000)

Project Information		Location/Description	\$000's
911252 2024 Buildings-Parks & Rec		Class of Estimate: C) Planning	29,190
Category: Renewal of City Assets Ward: CW		Year of Completion: 2027	
911252 Continued			
Ward	Location	Description	
19	Francois Dupuis Recreation Centre	Design - Pool Long Term Repairs, Geo-Tech and Temporary Pool Repairs	
19	Francois Dupuis Recreation Centre	Assessment - Ventilation System Modifications	
19	Navan Memorial Centre	Replace Rink Floor and Boards, Structural Adequacy Review	
20	Bearbrook Community Centre	Replace Septic System, Type II Building Condition Audit	
20	Carlsbad Springs Community Centre	Type II Building Condition Audit	
20	Harkness Park: Field House	Type II Building Condition Audit	
20	Mckendry Park: Fieldhouse	Type II Building Condition Audit	
20	Osgoode CC And Stuart Holmes Arena	Infrared Electrical Scan, Type II Building Condition Audit	
20	Osgoode CC And Stuart Holmes Arena	Replace Heating/Cooling Rooftop Unit	
20	Osgoode Youth Centre	Type II Building Condition Audit	
21	Gerry Lines Bowling Alley	Infrared Electrical Scan	
21	Kars Recreation Hall	Infrared Electrical Scan	
21	Long Island Aquatic Centre Storage	Type II Building Condition Audit	
21	Long Island Aquatic Centre: Outdoor Pool	Type II Building Condition Audit	
21	Manotick Arena And Community Centre	Type II Building Condition Audit	
21	Marlborough Community Centre	Remediate Roof Framing	
21	Richmond Arena And Community Centre	Repaint Metal Siding, Design - Replace Changeroom Ventilation System	
21	Roger Stevens Centre	Type II Building Condition Audit	
22	Fred Barrett Arena	Structural Adequacy Review, Replace Flooring (Hall, Kitchen, Washrooms)	
22	Fred Barrett Arena	Replace Rink #2 Evaporative Condenser, Replace Rink #2 Dehumidifier	
23	Eva James Memorial Community Centre	Replace HVAC Units (3), Review Operation of the ERV's (2)	
23	Glen Cairn Community Centre	Replace Cold Water Service to the Building, Code Fire Stopping Requirement	
23	Jack Charron Arena	Replace Panel B and Snack Bar Electrical Panel, Type II Building Condition Audit	

City of Ottawa
2024 Draft Capital Budget
Service Area: Parks, Recreation & Culture
 In Thousands (\$000)

Project Information		Location/Description	\$000's
911252 2024 Buildings-Parks & Rec		Class of Estimate: C) Planning	29,190
Category: Renewal of City Assets Ward: CW		Year of Completion: 2027	
911252 Continued			
Ward	Location	Description	
23	Jack Charron Arena	Replace Evaporative Condenser, Design - Replace Rink Floor	
23	Kanata Leisure And Wave Pool Centre	Remediate Skylights, Type II Building Condition Audit	
23	Kanata Recreation Complex	Replace DHW Boiler, Type II Building Condition Audit	
24	Southpointe Community Building	Type II Building Condition Audit	
CW	City Wide: Parks & Recreation Facilities	Unscheduled Works: Parks & Recreation Facilities, General Buildings	
CW	City Wide: Parks & Recreation Facilities	Unscheduled Works: Parks & Recreation Facilities, Heritage Buildings	
CW	City Wide: Parks & Recreation Facilities	Condition Audits/Advance Design - Parks & Recreation Facilities	
CW	City Wide: Parks & Recreation Facilities	Unscheduled Works: Underground Services	
CW	City Wide: Parks & Recreation Facilities	Site Specific: Parking Lot Remediation	

City of Ottawa
2024 Draft Capital Budget
Service Area: Parks, Recreation & Culture
In Thousands (\$000)

Program Information			Financial Details																																												
Parks - Parks & Recreation			Class of Estimate:		C) Planning																																										
Dept:	Infrastructure & Water Services Department	Category: Renewal of City Assets	Ward: Multiple		Year of Completion: Various																																										
Reduces greenhouse gases?		No	2024 Request		6,600	Projected Yearend Unspent Bal.		0																																							
Builds climate resiliency?		Yes - Minor Contribution	Revenues		0	Debt																																									
<p>The Building and Park programs provide for lifecycle renewal and replacement works to existing building and park assets. Detailed scope of work for specific projects extends to a wide assortment of work, such as roof replacement, building preservation, building mechanical and electrical systems, parks playgrounds and property elements, hard landscaping, arena and pool equipment and unplanned emergency work. Forecasts are based on bulk allocations that will be detailed in future budget submissions. Project cost group summaries are provided following this program summary.</p> <p>Annual programming provides allocations as required for each of the service areas as follows:</p> <table border="1"> <thead> <tr> <th>Service Area</th> <th>Buildings</th> <th>Parks</th> </tr> </thead> <tbody> <tr><td>By-Law Services</td><td>470</td><td></td></tr> <tr><td>Child Care Services</td><td>350</td><td></td></tr> <tr><td>Cultural Services</td><td>1,960</td><td></td></tr> <tr><td>Fire Services</td><td>2,600</td><td></td></tr> <tr><td>General Government</td><td>3,400</td><td></td></tr> <tr><td>Library</td><td>2,000</td><td></td></tr> <tr><td>Long Term Care</td><td>1,425</td><td></td></tr> <tr><td>Parks & Recreation</td><td>29,190</td><td>6,600</td></tr> <tr><td>Roads Services</td><td>3,665</td><td></td></tr> <tr><td>Social Services</td><td>2,300</td><td></td></tr> <tr><td>Transit Services</td><td>3,600</td><td></td></tr> <tr><td>Total</td><td>50,960</td><td>6,600</td></tr> </tbody> </table>			Service Area	Buildings	Parks	By-Law Services	470		Child Care Services	350		Cultural Services	1,960		Fire Services	2,600		General Government	3,400		Library	2,000		Long Term Care	1,425		Parks & Recreation	29,190	6,600	Roads Services	3,665		Social Services	2,300		Transit Services	3,600		Total	50,960	6,600	Tax Supported/ Dedicated		3,600	Tax Supported/ Dedicated Debt		3,000
			Service Area	Buildings	Parks																																										
			By-Law Services	470																																											
			Child Care Services	350																																											
			Cultural Services	1,960																																											
Fire Services	2,600																																														
General Government	3,400																																														
Library	2,000																																														
Long Term Care	1,425																																														
Parks & Recreation	29,190	6,600																																													
Roads Services	3,665																																														
Social Services	2,300																																														
Transit Services	3,600																																														
Total	50,960	6,600																																													
			Rate Supported Develop. Charges		0	Rate Supported Develop. Charges Debt		0																																							
			Gas Tax		0	Gas Tax Debt		0																																							
			Forecast		2024	2025	2026	2027																																							
			Authority		6,600	10,000	11,000	12,000																																							
			Spending Plan		3,300	6,980	9,820	11,300																																							
			FTEs		0	0		0																																							
			Operating Impact		0	0		0																																							

City of Ottawa
2024 Draft Capital Budget
Service Area: Parks, Recreation & Culture
In Thousands (\$000)

Project Information		Location/Description	\$000's
911264 2024 Parks - Parks & Rec		Class of Estimate: C) Planning	6,600
Category: Renewal of City Assets	Ward: CW	Year of Completion: 2027	
<p>This program provides for lifecycle renewal and replacement works to existing building assets and is a component of the corporate Buildings and Parks Program.</p>			
Ward	Location	Description	
01	Des Pionniers Park: Playground	Replace Play Equipment/Swings/Pathways	
02	Roy Park: Water Spray Pad	Replace Spray Pad	
03	Houlahan Park: Playground	Replace Junior Playstructure & Play Equipment	
04	Insmill Park	Replace Morality/Pathway Lighting (23)	
06	Ralph Street Park: Playground	Design - Replace Play Equipment	
07	Frank Ryan Park: Playground	Design - Replace Junior Playstructure & Play Equipment	
09	Fisher Heights Park: Playground	Replace Junior/Senior Playstructure & Play Equipment	
09	Pineglen Park: Playground	Replace Senior Playstructure & Play Equipment	
10	Forestglade Park: Playground	Replace Senior Playstructure & Play Equipment	
11	Kinsmen Park: Playground	Replace Kompan Playstructure	
11	La Verendrye Park: Playground	Replace Play Equipment (North East)	
15	Iona Park: Playground	Design - Replace Junior Play House & Play Equipment	
16	Carleton Heights Park: Tennis Court (1)	Resurface Tennis Courts	
16	Frank J Licari Park: Playground	Replace Play Equipment	
19	Isaie Savage Park: Playground	Replace Junior Playstructure & Play Equipment	
21	Alfred Taylor Park: Tennis Courts (4)	Resurface Tennis Courts	
21	Ferguson Pratt Park	Resurface Walkways	
23	Clarence Maheral Park Site	Replace Pathway Lighting (20)	
23	Meadowbreeze Park: Playground	Replace Senior/Junior Playstructure & Play Equipment	
CW	City Wide: Parks & Recreation Facilities	Pathway & Paving Remediation	
CW	City Wide: Parks & Recreation Facilities	Unscheduled Works: Parks/Playstructures	
CW	City Wide: Parks & Recreation Facilities	Unscheduled Works: Playground Advance Design	
CW	City Wide: Parks & Recreation Facilities	Electrical/Code Compliance Remediation Work	
CW	City Wide: Parks & Recreation Facilities	Unscheduled Works: Underground Services Parks	
CW	City Wide: Parks & Recreation Facilities	Unscheduled Works: Lighting Replacement	
CW	City Wide: Parks & Recreation Facilities	Park Renewal - Survey & Mapping	

City of Ottawa
2024 Draft Capital Budget
Service Area: Parks, Recreation & Culture
 In Thousands (\$000)

Program Information			Financial Details																						
Accessibility - Cultural Services			Class of Estimate:		C) Planning																				
Dept:	Infrastructure & Water Services Department	Category: Service Enhancements	Ward: Multiple		Year of Completion: Various																				
Reduces greenhouse gases?	No		2024 Request		125	Projected Yearend Unspent Bal.		0																	
Builds climate resiliency?	No		Revenues		0	Debt																			
<p>The Accessibility program provides for barrier removals to existing building and park assets based on ongoing condition assessments. Detailed scope of work for specific projects extends to a wide assortment of planned and/or emergency works, such as: installation of ramps, elevators, power door operators, signage, handrails in arena stands, removal of barriers in exterior and interior paths of travels, washroom / changeroom / kitchen remedial work, and parks playgrounds.</p> <p>Annual programming provides allocations as required for each of the service areas as follows:</p> <table border="1" style="margin-left: 20px;"> <thead> <tr> <th colspan="2">Service Area</th> </tr> </thead> <tbody> <tr> <td>Child Care Services</td> <td>60</td> </tr> <tr> <td>Cultural Services</td> <td>125</td> </tr> <tr> <td>General Government</td> <td>440</td> </tr> <tr> <td>Library</td> <td>505</td> </tr> <tr> <td>Long Term Care</td> <td>110</td> </tr> <tr> <td>Parks & Recreation</td> <td>1,200</td> </tr> <tr> <td>Social Services</td> <td>60</td> </tr> <tr> <td>Total</td> <td>2,500</td> </tr> </tbody> </table>			Service Area		Child Care Services	60	Cultural Services	125	General Government	440	Library	505	Long Term Care	110	Parks & Recreation	1,200	Social Services	60	Total	2,500	Tax Supported/ Dedicated	125	Tax Supported/ Dedicated Debt	0	
			Service Area																						
			Child Care Services	60																					
			Cultural Services	125																					
			General Government	440																					
Library	505																								
Long Term Care	110																								
Parks & Recreation	1,200																								
Social Services	60																								
Total	2,500																								
			Rate Supported	0	Rate Supported Debt			0																	
			Develop. Charges	0	Develop. Charges Debt			0																	
			Gas Tax	0	Gas Tax Debt			0																	
			Forecast	2024	2025	2026	2027																		
			Authority	125	80	90	100																		
Spending Plan	63	78	94	93																					
FTEs	0	0	0	0																					
Operating Impact	0	0	0	0																					

City of Ottawa
2024 Draft Capital Budget
Service Area: Parks, Recreation & Culture
 In Thousands (\$000)

Project Information		Location/Description	\$000's
911266 2024 Accessibility - Cultural Services		Class of Estimate: C) Planning	125
Category: Service Enhancements Ward: CW		Year of Completion: 2027	
<p>This program provides for barrier removal works to existing building assets and is a component of the corporate Buildings and Parks program.</p>			
Ward	Location	Description	
08	Ben Franklin Place: Centrepointe Theatre	Design - Accessible Washrooms	
08	Nepean Museum And Community Building	Accessibility Audit	
CW	City Wide: Community & Cultural Facilities	Unscheduled Works: Accessibility, Community & Cultural Facilities	

City of Ottawa
2024 Draft Capital Budget
Service Area: Parks, Recreation & Culture
In Thousands (\$000)

Program Information			Financial Details																						
Accessibility - Parks & Recreation			Class of Estimate:		C) Planning																				
Dept:	Infrastructure & Water Services Department	Category: Service Enhancements	Ward: Multiple		Year of Completion: Various																				
Reduces greenhouse gases?	No		2024 Request		1,200	Projected Yearend Unspent Bal.		0																	
Builds climate resiliency?	No		Revenues		0	Debt																			
<p>The Accessibility program provides for barrier removals to existing building and park assets based on ongoing condition assessments. Detailed scope of work for specific projects extends to a wide assortment of planned and/or emergency works, such as: installation of ramps, elevators, power door operators, signage, handrails in arena stands, removal of barriers in exterior and interior paths of travels, washroom / changeroom / kitchen remedial work, and parks playgrounds.</p> <p>Annual programming provides allocations as required for each of the service areas as follows:</p> <table border="1" style="margin-left: 20px;"> <thead> <tr> <th colspan="2">Service Area</th> </tr> </thead> <tbody> <tr> <td>Child Care Services</td> <td>60</td> </tr> <tr> <td>Cultural Services</td> <td>125</td> </tr> <tr> <td>General Government</td> <td>440</td> </tr> <tr> <td>Library</td> <td>505</td> </tr> <tr> <td>Long Term Care</td> <td>110</td> </tr> <tr> <td>Parks & Recreation</td> <td>1,200</td> </tr> <tr> <td>Social Services</td> <td>60</td> </tr> <tr> <td>Total</td> <td>2,500</td> </tr> </tbody> </table>			Service Area		Child Care Services	60	Cultural Services	125	General Government	440	Library	505	Long Term Care	110	Parks & Recreation	1,200	Social Services	60	Total	2,500	Tax Supported/ Dedicated	1,200	Tax Supported/ Dedicated Debt		0
			Service Area																						
			Child Care Services	60																					
			Cultural Services	125																					
			General Government	440																					
Library	505																								
Long Term Care	110																								
Parks & Recreation	1,200																								
Social Services	60																								
Total	2,500																								
			Rate Supported		0	Rate Supported Debt		0																	
			Develop. Charges		0	Develop. Charges Debt		0																	
			Gas Tax		0	Gas Tax Debt		0																	
			Forecast		2024	2025	2026	2027																	
			Authority		1,200	1,410	1,420	1,420																	
Spending Plan		600	1,065	1,373	1,418																				
FTEs		0	0	0	0																				
Operating Impact		0	0	0																					

City of Ottawa
2024 Draft Capital Budget
Service Area: Parks, Recreation & Culture
In Thousands (\$000)

Project Information		Location/Description	\$000's
911345 2024 Accessibility - Parks & Rec		Class of Estimate: C) Planning	1,200
Category: Service Enhancements	Ward: CW	Year of Completion: 2027	
<p>This program provides for barrier removal works to existing building assets and is a component of the corporate Buildings and Parks program.</p>			
Ward	Location	Description	
01	Queenswood Heights Community Centre	Accessibility Audit	
03	Charlie Conacher Community Building	Accessibility Audit	
03	Larkin House Community Building	Accessibility Audit	
05	Galetta Community Hall	Accessibility Audit	
05	West Carleton Community Complex: Arena	Accessibility Audit	
07	Bayshore Community Building	Accessibility Audit	
08	Bell Arena	Accessibility Audit	
09	Craig Henry Community Building	Accessibility Audit	
09	Inverness Community Building	Accessibility Audit	
10	Top Generation Club	Accessibility Audit	
12	Lowertown Complex	Accessibility Audit	
15	Laroche Community Centre	Accessibility Audit	
15	Ottawa Gymnastics Club Building	Accessibility Audit	
17	Brewer Pool	Advance Design - Changerooms Accessibility Upgrade	
18	Brian Kilrea Arena	Upgrade Changerooms	
18	Canterbury Community Centre	Accessibility Audit	
18	Canterbury Pool	Accessibility Audit	
18	Jim Durrell Recreation Complex	Design - Install Viewing Platform/Barrier Removals	
20	Carlsbad Springs Community Centre	Accessibility Audit	
20	Osgoode Youth Centre	Accessibility Audit	
23	Katimavik Outdoor Pool: Community Center	Accessibility Audit	
CW	City Wide: Parks And Recreation Facilities	Unscheduled Works: Accessibility, Parks & Rec Facilities	
CW	City Wide: Parks And Recreation Facilities	City Wide: Accessibility Advance Design/Rating Tool	
CW	City Wide: Parks And Recreation Facilities	City Wide: Power Door Operators	

City of Ottawa
2024 Draft Capital Budget
Service Area: Parks, Recreation & Culture
In Thousands (\$000)

Project Information			Financial Details					
909107	Facility Minor Capital Front of House Repairs		Class of Estimate:		Not Applicable			
Dept:	Recreation, Cultural and Facility Operations Department	Category: Renewal of City Assets	Ward: CW	Year of Completion: 2025				
Reduces greenhouse gases?		No	2024 Request		300	Projected Yearend Unspent Bal.		390
Builds climate resiliency?		No	Revenues	0	Debt			
Provides funds for repairs costing less than 15K per project, that will improve public access and service at RCFS facilities.			Tax Supported/ Dedicated	300	Tax Supported/ Dedicated Debt		0	
			Rate Supported	0	Rate Supported Debt		0	
			Develop. Charges	0	Develop. Charges Debt		0	
			Gas Tax	0	Gas Tax Debt		0	
			Forecast		2024	2025	2026	2027
			Authority	300	300	300	300	
Spending Plan	300	300	300	300				
FTEs	0	0	0	0				
Operating Impact	0	0	0	0				
909154	Accommodation Fit-Ups and Renovations		Class of Estimate:		Not Applicable			
Dept:	Recreation, Cultural and Facility Operations Department	Category: Regulatory	Ward: CW	Year of Completion: 2025				
Reduces greenhouse gases?		No	2024 Request		510	Projected Yearend Unspent Bal.		387
Builds climate resiliency?		No	Revenues	0	Debt			
The funds will be used to accommodate fit-ups and renovations as required to City administrative buildings.			Tax Supported/ Dedicated	510	Tax Supported/ Dedicated Debt		0	
			Rate Supported	0	Rate Supported Debt		0	
			Develop. Charges	0	Develop. Charges Debt		0	
			Gas Tax	0	Gas Tax Debt		0	
			Forecast		2024	2025	2026	2027
			Authority	510	530	550	570	
Spending Plan	510	530	550	570				
FTEs	0	0	0	0				
Operating Impact	0	0	0	0				

City of Ottawa
2024 Draft Capital Budget
Service Area: Parks, Recreation & Culture
In Thousands (\$000)

Project Information			Financial Details						
909429 Community Building Replacements			Class of Estimate: Not Applicable						
Dept:	Recreation, Cultural and Facility Operations Department	Category: Renewal of City Assets	Ward: CW	Year of Completion: 2025					
Reduces greenhouse gases?		No	2024 Request		832	Projected Yearend Unspent Bal.		500	
Builds climate resiliency?		No	Revenues		0	Debt			
Provides funding to augment lifecycle renewal budgets for end of life field houses to increase functionality and size, and to meet current community needs.			Tax Supported/ Dedicated		332	Tax Supported/ Dedicated Debt		500	
			Rate Supported		0	Rate Supported Debt		0	
			Develop. Charges		0	Develop. Charges Debt		0	
			Gas Tax		0	Gas Tax Debt		0	
			Forecast		2024	2025	2026	2027	
			Authority		832	1,203	1,127	1,142	
			Spending Plan		832	1,203	1,127	1,142	
FTEs		0	0	0	0				
Operating Impact		0	0	0	0				
910194 Signage for City Assets			Class of Estimate: Not Applicable						
Dept:	Recreation, Cultural and Facility Operations Department	Category: Renewal of City Assets	Ward: CW	Year of Completion: 2024					
Reduces greenhouse gases?		No	2024 Request		20	Projected Yearend Unspent Bal.		30	
Builds climate resiliency?		No	Revenues		0	Debt			
Provides funds for the acquisition and installation of signage for City assets, including those assets renamed under the Council-approved Commemorative Naming program.			Tax Supported/ Dedicated		20	Tax Supported/ Dedicated Debt		0	
			Rate Supported		0	Rate Supported Debt		0	
			Develop. Charges		0	Develop. Charges Debt		0	
			Gas Tax		0	Gas Tax Debt		0	
			Forecast		2024	2025	2026	2027	
			Authority		20	20	20	20	
			Spending Plan		20	20	20	20	
FTEs		0	0	0	0				
Operating Impact		0	0	0	0				

City of Ottawa
2024 Draft Capital Budget
Service Area: Parks, Recreation & Culture
In Thousands (\$000)

Project Information			Financial Details						
910726 Emergency Reception Lodging Generators			Class of Estimate:		Not Applicable				
Dept:	Recreation, Cultural and Facility Operations Department	Category: Renewal of City Assets	Ward: CW	Year of Completion: 2023					
Reduces greenhouse gases?		No	2024 Request		1,060	Projected Yearend Unspent Bal.		929	
Builds climate resiliency?		Yes - Major Contribution	Revenues	0	Debt				
The City of Ottawa's Emergency Plan identifies various locations for Emergency Reception and Lodging (ERL) sites to assist residents during emergencies. RCFS has prioritized 16 ERL locations based on occupant capacities, facility amenities and geographic coverage, that would benefit from permanent generator installation in the event of a power outage caused by a natural disaster or other emergency. Permanent generators will ensure a speedy response to emergencies and provide more fulsome facility functionality for these locations in support of the needs of residents. This project is an important component of the City's strategy towards mitigating the risks associated with climate vulnerability. Year of completion: 2026			Tax Supported/ Dedicated	1,060	Tax Supported/ Dedicated Debt	0			
			Rate Supported	0	Rate Supported Debt		0		
			Develop. Charges	0	Develop. Charges Debt		0		
			Gas Tax	0	Gas Tax Debt		0		
			Forecast		2024	2025	2026	2027	
			Authority	1,060	1,370	0	0		
Spending Plan	1,060	1,370	929	0					
FTEs	0	0	0	0					
Operating Impact	0	0	0	0					
911219 Outdoor Sports Court Redevelopment 2024			Class of Estimate:		Not Applicable				
Dept:	Recreation, Cultural and Facility Operations Department	Category: Renewal of City Assets	Ward: CW	Year of Completion: 2026					
Reduces greenhouse gases?		No	2024 Request		200	Projected Yearend Unspent Bal.		0	
Builds climate resiliency?		No	Revenues	0	Debt				
Supports the refurbishment of existing outdoor municipal sports courts across the City, including resurfacing, drainage improvements, lighting, etc. Priority sites for improvements are identified through annual inspections and community input.			Tax Supported/ Dedicated	200	Tax Supported/ Dedicated Debt	0			
			Rate Supported	0	Rate Supported Debt		0		
			Develop. Charges	0	Develop. Charges Debt		0		
			Gas Tax	0	Gas Tax Debt		0		
			Forecast		2024	2025	2026	2027	
			Authority	200	0	200	0		
Spending Plan	200	0	200	0					
FTEs	0	0	0	0					
Operating Impact	0	0	0	0					

City of Ottawa
2024 Draft Capital Budget
Service Area: Parks, Recreation & Culture
In Thousands (\$000)

Project Information			Financial Details					
911221	Park Pathway Lighting 2024		Class of Estimate:		Not Applicable			
Dept:	Recreation, Cultural and Facility Operations Department	Category: Renewal of City Assets	Ward: CW	Year of Completion: 2026				
Reduces greenhouse gases?		No	2024 Request		600	Projected Yearend Unspent Bal.		0
Builds climate resiliency?		No	Revenues		0	Debt		
This envelope funds pathway lighting in parks that meet Council approved criteria established in the park pathway lighting policy.			Tax Supported/ Dedicated		600	Tax Supported/ Dedicated Debt		0
			Rate Supported		0	Rate Supported Debt		0
			Develop. Charges		0	Develop. Charges Debt		0
			Gas Tax		0	Gas Tax Debt		0
			Forecast		2024	2025	2026	2027
			Authority		600	0	600	0
			Spending Plan		600	0	600	0
FTEs		0	0	0	0			
Operating Impact		0	0	0	0			
911223	Minor Park Improvement 2024		Class of Estimate:		Not Applicable			
Dept:	Recreation, Cultural and Facility Operations Department	Category: Renewal of City Assets	Ward: CW	Year of Completion: 2026				
Reduces greenhouse gases?		No	2024 Request		250	Projected Yearend Unspent Bal.		0
Builds climate resiliency?		No	Revenues		0	Debt		
Provides funding to respond to priority community requests for minor capital improvements and to add specific elements to parks independent of full redevelopment. Examples of minor elements include park furniture such as benches, picnic tables, litter containers, bike racks or single park components such as a set of swings, spring toys, etc. The program provides the flexibility required to respond promptly to community requests resulting from recreation trend changes, population increases, accessibility needs or demographic changes in the service area of a park.			Tax Supported/ Dedicated		250	Tax Supported/ Dedicated Debt		0
			Rate Supported		0	Rate Supported Debt		0
			Develop. Charges		0	Develop. Charges Debt		0
			Gas Tax		0	Gas Tax Debt		0
			Forecast		2024	2025	2026	2027
			Authority		250	250	300	300
			Spending Plan		250	250	300	300
FTEs		0	0	0	0			
Operating Impact		0	0	0	0			

City of Ottawa
2024 Draft Capital Budget
Service Area: Parks, Recreation & Culture
In Thousands (\$000)

Project Information			Financial Details						
911224 Infrastruct Support - Outdoor Rinks 2024			Class of Estimate: Not Applicable						
Dept:	Recreation, Cultural and Facility Operations Department	Category: Renewal of City Assets	Ward: CW	Year of Completion: 2026					
Reduces greenhouse gases?		No	2024 Request		400	Projected Yearend Unspent Bal.		0	
Builds climate resiliency?		No	Revenues		0	Debt			
Provides funding for park infrastructure required for the City's outdoor rink program. Requirements include stand pipes for new water sources, bunkers to house outdoor rink equipment, rink lights ect. Priority sites for improvements are based on community needs.			Tax Supported/ Dedicated		400	Tax Supported/ Dedicated Debt		0	
			Rate Supported		0	Rate Supported Debt		0	
			Develop. Charges		0	Develop. Charges Debt		0	
			Gas Tax		0	Gas Tax Debt		0	
			Forecast		2024	2025	2026	2027	
			Authority		400	0	400	0	
			Spending Plan		400	0	400	0	
FTEs		0	0	0	0				
Operating Impact		0	0	0	0				
911225 Infrastructure Upgrades 2024			Class of Estimate: Not Applicable						
Dept:	Recreation, Cultural and Facility Operations Department	Category: Renewal of City Assets	Ward: CW	Year of Completion: 2026					
Reduces greenhouse gases?		No	2024 Request		1,432	Projected Yearend Unspent Bal.		0	
Builds climate resiliency?		No	Revenues		0	Debt			
Provides for facility improvements to add functionality or to meet emerging community needs at over 1275 properties and 867 facilities. This funding is allocated on a needs basis to improve public access to facilities.			Tax Supported/ Dedicated		1,432	Tax Supported/ Dedicated Debt		0	
			Rate Supported		0	Rate Supported Debt		0	
			Develop. Charges		0	Develop. Charges Debt		0	
			Gas Tax		0	Gas Tax Debt		0	
			Forecast		2024	2025	2026	2027	
			Authority		1,432	1,400	1,364	1,030	
			Spending Plan		1,432	1,400	1,364	1,030	
FTE's		0	0	0	0				
Operating Impact		0	0	0	0				

City of Ottawa
2024 Draft Capital Budget
Service Area: Parks, Recreation & Culture
In Thousands (\$000)

Project Information			Financial Details						
911226 Meridian Theatre Cap Renewal Fund 2024			Class of Estimate:		Not Applicable				
Dept:	Recreation, Cultural and Facility Operations Department	Category: Renewal of City Assets	Ward: 8	Year of Completion: 2026					
Reduces greenhouse gases?		No	2024 Request		168	Projected Yearend Unspent Bal.		0	
Builds climate resiliency?		No	Revenues		0	Debt			
This reserve fund supports the on-going needs for theater equipment replacement, building improvements, theatre system upgrades, adopting new technologies in customer service, and support to maintain quality facilities for community theatre. Funded by a fee on ticket sales and a flat fee on non-ticketed events.			Tax Supported/ Dedicated		168	Tax Supported/ Dedicated Debt		0	
			Rate Supported		0	Rate Supported Debt		0	
			Develop. Charges		0	Develop. Charges Debt		0	
			Gas Tax		0	Gas Tax Debt		0	
			Forecast		2024	2025	2026	2027	
			Authority		168	168	168	168	
			Spending Plan		168	168	168	168	
			FTEs		0	0	0	0	
Operating Impact		0	0	0	0				
911227 Shenkman Arts Ctre Renewal Fund 2024			Class of Estimate:		Not Applicable				
Dept:	Recreation, Cultural and Facility Operations Department	Category: Renewal of City Assets	Ward: 1	Year of Completion: 2026					
Reduces greenhouse gases?		No	2024 Request		40	Projected Yearend Unspent Bal.		0	
Builds climate resiliency?		No	Revenues		0	Debt			
Funded by a fee on ticket sales or a flat rate on non-ticketed events the reserve fund supports the on-going needs for equipment replacement, building improvements, theatre system upgrades, adopting new technologies in customer service, and support to maintain quality facilities for community theatre.			Tax Supported/ Dedicated		40	Tax Supported/ Dedicated Debt		0	
			Rate Supported		0	Rate Supported Debt		0	
			Develop. Charges		0	Develop. Charges Debt		0	
			Gas Tax		0	Gas Tax Debt		0	
			Forecast		2024	2025	2026	2027	
			Authority		40	40	40	40	
			Spending Plan		40	40	40	40	
			FTEs		0	0	0	0	
Operating Impact		0	0	0	0				

City of Ottawa
2024 Draft Capital Budget
Service Area: Parks, Recreation & Culture
In Thousands (\$000)

Project Information			Financial Details							
911228 Cultural Building & Equip 2024			Class of Estimate: Not Applicable							
Dept:	Recreation, Cultural and Facility Operations Department	Category: Renewal of City Assets	Ward: CW	Year of Completion: 2026						
Reduces greenhouse gases?		No	2024 Request		125	Projected Yearend Unspent Bal.		0		
Builds climate resiliency?		No	Revenues		0	Debt				
This funding includes program equipment replacement, system upgrades, building program improvements and renovations. Supports the operation of cultural facilities/spaces that provide direct services to residents and allows for ongoing repair and maintenance to equipment and program building improvements to meet health and safety standards and accessibility requirements.			Tax Supported/ Dedicated		125	Tax Supported/ Dedicated Debt		0		
			Rate Supported		0	Rate Supported Debt			0	
			Develop. Charges		0	Develop. Charges Debt			0	
			Gas Tax		0	Gas Tax Debt			0	
			Forecast		2024	2025	2026	2027		
			Authority		125	125	125	125		
			Spending Plan		125	125	125	125		
			FTEs		0	0	0	0		
Operating Impact		0	0	0	0					
911229 Museum Sustainability Plan 2024			Class of Estimate: Not Applicable							
Dept:	Recreation, Cultural and Facility Operations Department	Category: Renewal of City Assets	Ward: CW	Year of Completion: 2026						
Reduces greenhouse gases?		No	2024 Request		200	Projected Yearend Unspent Bal.		0		
Builds climate resiliency?		No	Revenues		0	Debt				
Supports the operation and storage of Museum and historical assets. Museums provide direct services to residents and the Museum Sustainability Plan allows for ongoing repair and maintenance to equipment and program building improvements to meet health and safety standards and accessibility requirements. This funding includes program equipment replacement, system upgrades, building program improvements and renovations.			Tax Supported/ Dedicated		200	Tax Supported/ Dedicated Debt		0		
			Rate Supported		0	Rate Supported Debt			0	
			Develop. Charges		0	Develop. Charges Debt			0	
			Gas Tax		0	Gas Tax Debt			0	
			Forecast		2024	2025	2026	2027		
			Authority		200	200	200	200		
			Spending Plan		200	200	200	200		
			FTEs		0	0	0	0		
Operating Impact		0	0	0	0					

City of Ottawa
2024 Draft Capital Budget
Service Area: Parks, Recreation & Culture
In Thousands (\$000)

Project Information			Financial Details					
911230	Artifact & Art Restore & Maint 2024		Class of Estimate:		Not Applicable			
Dept:	Recreation, Cultural and Facility Operations Department	Category: Renewal of City Assets	Ward: CW	Year of Completion: 2026				
Reduces greenhouse gases?		No	2024 Request		80	Projected Yearend Unspent Bal.		0
Builds climate resiliency?		No	Revenues		0	Debt		
Supports the professional care and management of 300,000+ objects of irreplaceable historical and cultural significance in the City's art, artefact, and archaeological collections.			Tax Supported/ Dedicated		80	Tax Supported/ Dedicated Debt		0
			Rate Supported		0	Rate Supported Debt		0
			Develop. Charges		0	Develop. Charges Debt		0
			Gas Tax		0	Gas Tax Debt		0
			Forecast		2024	2025	2026	2027
			Authority		80	80	80	80
Spending Plan		80	80	80	80			
FTEs		0	0	0	0			
Operating Impact		0	0	0	0			
902173	Community Bldg Rural East		Class of Estimate:		D) Conceptual			
Dept:	Recreation, Cultural and Facility Operations Department	Category: Growth	Ward: CW	Year of Completion: 2025				
Reduces greenhouse gases?		No	2024 Request		1,109	Projected Yearend Unspent Bal.		0
Builds climate resiliency?		No	Revenues		0	Debt		
As identified in the development charges background study a new community building is to be constructed in the rural East community. The 2024 funding represents the first contribution towards the estimated project costs and will assist with site selection and design.			Tax Supported/ Dedicated		566	Tax Supported/ Dedicated Debt		0
			Rate Supported		0	Rate Supported Debt		0
			Develop. Charges		543	Develop. Charges Debt		0
			Gas Tax		0	Gas Tax Debt		0
			Forecast		2024	2025	2026	2027
			Authority		1,109	0	0	0
Spending Plan		1,109	0	0	0			
FTEs		0	0	0	0			
Operating Impact		0	0	0	0			

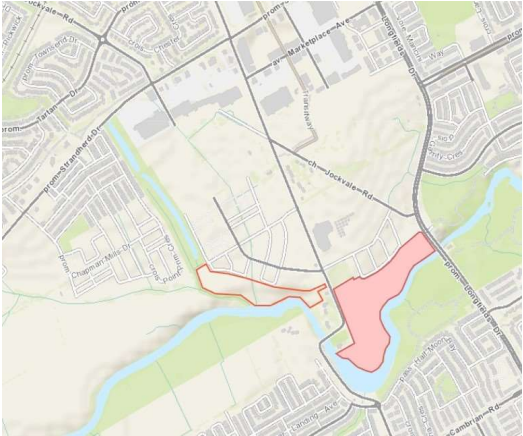
City of Ottawa
2024 Draft Capital Budget
Service Area: Parks, Recreation & Culture
In Thousands (\$000)

Project Information			Financial Details					
909846 Indoor Major Aquatic Facility - 50M Pool			Class of Estimate: D) Conceptual					
Dept:	Recreation, Cultural and Facility Operations Department	Category: Growth	Ward: CW	Year of Completion: 2027				
Reduces greenhouse gases?		No	2024 Request		3,900	Projected Yearend Unspent Bal.		0
Builds climate resiliency?		No	Revenues		0	Debt		
As identified in the development charges background study the City is preparing to develop a new 50-metre pool and major aquatic facility to support current standards for aquatic sports including competitive and recreational aquatic sports such as water polo, artistic swimming, diving, age group and masters swimming up to a national level at a single location. This would also allow the City to host National Aquatic events at this state-of-the-art facility providing opportunities for volunteerism, resident engagement and sport tourism. Site to be determined.			Tax Supported/ Dedicated		1,970	Tax Supported/ Dedicated Debt		0
			Rate Supported		0	Rate Supported Debt		0
			Develop. Charges		1,930	Develop. Charges Debt		0
			Gas Tax		0	Gas Tax Debt		0
			Forecast		2024	2025	2026	2027
			Authority		3,900	35,100	0	0
			Spending Plan		3,900	35,100	0	0
			FTEs		0	0	0	0
			Operating Impact		0	0	0	0
			911231 Major Capital Partnership 2024			Class of Estimate: Not Applicable		
Dept:	Recreation, Cultural and Facility Operations Department	Category: Service Enhancements	Ward: CW	Year of Completion: 2026				
Reduces greenhouse gases?		No	2024 Request		905	Projected Yearend Unspent Bal.		0
Builds climate resiliency?		No	Revenues		0	Debt		
The Community Partnership Major Capital Program provides funding to community groups to enter into partnerships with the City to implement major capital projects for new development, renovations and expansions to parks and recreation facilities.			Tax Supported/ Dedicated		905	Tax Supported/ Dedicated Debt		0
			Rate Supported		0	Rate Supported Debt		0
			Develop. Charges		0	Develop. Charges Debt		0
			Gas Tax		0	Gas Tax Debt		0
			Forecast		2024	2025	2026	2027
			Authority		905	977	1,062	1,099
			Spending Plan		905	977	1,062	1,099
			FTEs		0	0	0	0
			Operating Impact		0	0	0	0

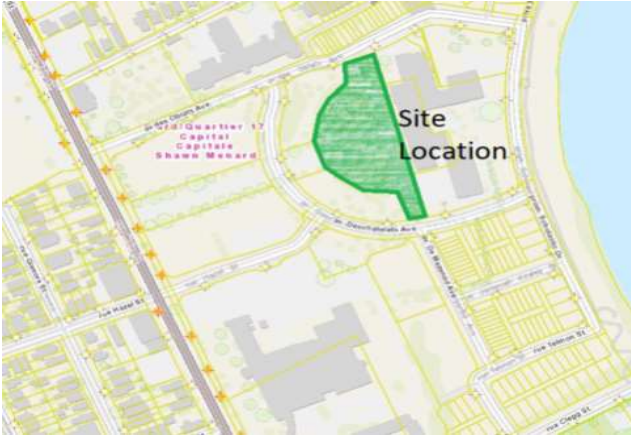
City of Ottawa
2024 Draft Capital Budget
Service Area: Parks, Recreation & Culture
In Thousands (\$000)

Project Information			Financial Details					
911232 Minor Capital Partnership 2024			Class of Estimate: Not Applicable					
Dept:	Recreation, Cultural and Facility Operations Department	Category: Service Enhancements	Ward: CW	Year of Completion: 2026				
Reduces greenhouse gases?		No	2024 Request		300	Projected Yearend Unspent Bal.		0
Builds climate resiliency?		No	Revenues		0	Debt		
The Community Partnership Minor Capital Program provides funding to community groups to implement minor capital improvements to parks and recreation facilities on a cost-sharing basis with the City to a maximum City contribution of \$10,000.			Tax Supported/ Dedicated		300	Tax Supported/ Dedicated Debt		0
			Rate Supported		0	Rate Supported Debt		0
			Develop. Charges		0	Develop. Charges Debt		0
			Gas Tax		0	Gas Tax Debt		0
			Forecast		2024	2025	2026	2027
			Authority		300	300	300	350
			Spending Plan		300	300	300	350
FTEs		0	0	0	0			
Operating Impact		0	0	0	0			
909126 Riverside South Recreation Complex Construction			Class of Estimate:					
Dept:	Recreation, Cultural and Facility Operations Department	Category: Growth	Ward: 22	Year of Completion: 2031				
Reduces greenhouse gases?		No	2024 Request		66,440	Projected Yearend Unspent Bal.		0
Builds climate resiliency?		No	Revenues		0	Debt		
The Riverside South Recreation Complex (RSRC) will serve the growing Riverside South community with 2 new arenas, a 25m pool and leisure pool, a gymnasium, fitness facilities and several multipurpose rooms.			Tax Supported/ Dedicated		0	Tax Supported/ Dedicated Debt		0
			Rate Supported		0	Rate Supported Debt		0
			Develop. Charges		33,220	Develop. Charges Debt		33,220
			Gas Tax		0	Gas Tax Debt		0
			Forecast		2024	2025	2026	2027
			Authority		66,440	0	0	0
			Spending Plan		6,644	29,898	29,898	0
FTEs		0	0	0	0			
Operating Impact		0	0	0	0			


City of Ottawa
2024 Draft Capital Budget
Service Area: Parks, Recreation & Culture
 In Thousands (\$000)

Project Information			Financial Details					
909490 Jock River North District Park			Class of Estimate: B) Design					
Dept:	Recreation, Cultural and Facility Operations Department	Category: Growth	Ward: 3	Year of Completion: 2027				
Reduces greenhouse gases?		No	2024 Request	2,375	Projected Yearend Unspent Bal.			6,922
Builds climate resiliency?		Yes - Minor Contribution	Revenues	0	Debt			
Jock River North District Park, in Ward 3, is a large district park located North of the Jock River both east and west of Greenbank Road. 7.5ha are currently available for development. This park will have both active and passive amenities.			Tax Supported/ Dedicated	238	Tax Supported/ Dedicated Debt	0		
			Rate Supported Develop. Charges	0	Rate Supported Debt	0		
			Gas Tax	2,138	Develop. Charges Debt	0		
				0	Gas Tax Debt	0		
			Forecast	2024	2025	2026	2027	
Authority	2,375	0	0	0				
Spending Plan	2,375	6,000	922	0				
FTEs	0	0	0	0				
Operating Impact	0	0	0	0				
								


City of Ottawa
2024 Draft Capital Budget
Service Area: Parks, Recreation & Culture
 In Thousands (\$000)

Project Information			Financial Details					
910189 Greystone Village Forecourt			Class of Estimate: C) Planning					
Dept:	Recreation, Cultural and Facility Operations Department	Category: Growth	Ward: 17	Year of Completion: 2026				
Reduces greenhouse gases?		0	2024 Request		692	Projected Yearend Unspent Bal.		1,231
Builds climate resiliency?		0	Revenues		0	Debt		
<p>Greystone Village Forecourt Park, in Ward 17, is a 0.8 ha neighbourhood park located in the Greystone Village development on Main Street in the Old Ottawa East community.</p> <p>This park will have both active and passive amenities. Design and amenities to be determined – with input through public consultation.</p> <p>The anticipated year of completion is 2026.</p>			Tax Supported/ Dedicated		131	Tax Supported/ Dedicated Debt		0
			Rate Supported Develop. Charges		0	Rate Supported Debt		0
			Gas Tax		0	Develop. Charges Debt		0
			Gas Tax		0	Gas Tax Debt		0
			Forecast		2024	2025	2026	2027
			Authority		692	0	0	0
			Spending Plan		692	1,231	0	0
FTEs		0	0	0	0			
Operating Impact		0	0	0	0			
								

City of Ottawa
2024 Draft Capital Budget
Service Area: Parks, Recreation & Culture
 In Thousands (\$000)

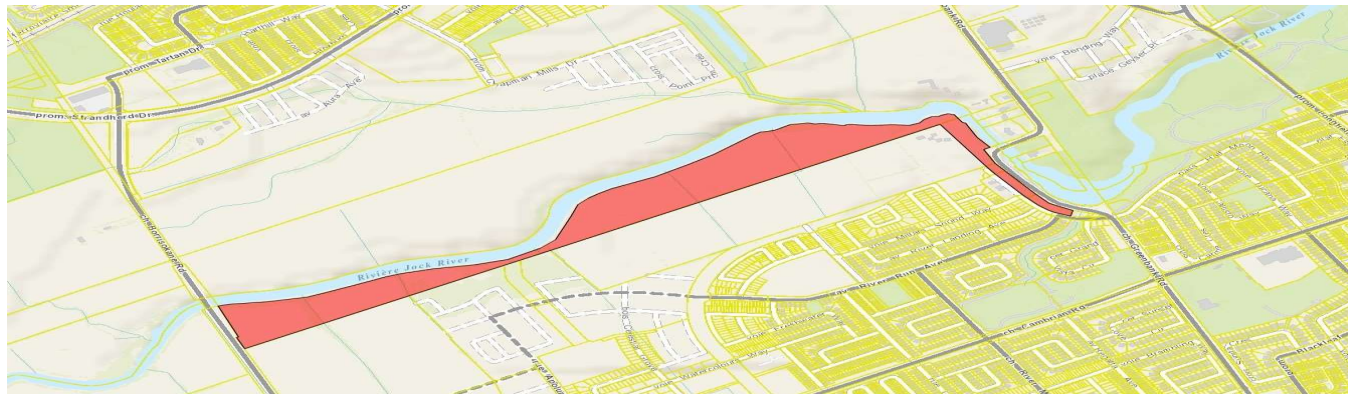
Project Information			Financial Details									
910717 ICIP-CCR - Kanata Recreation Complex			Class of Estimate: C) Planning									
Dept:	Recreation, Cultural and Facility Operations Department	Category:	Renewal of City Assets	Ward:	23			Year of Completion:	2023			
Reduces greenhouse gases?			No		2024 Request		1,080	Projected Yearend Unspent Bal.		447		
Builds climate resiliency?			No		Revenues		0		Debt			
<p>Renovations of the Kanata Recreation Complex (KRC) to meet the growing community and recreation program needs of the Kanata community and City-wide arena users. KRC renovations include the development of two (2) large multi-purpose rooms & two (2) public meeting rooms that can be fully occupied with the addition of an emergency exiting stairwell (OBC); the renovation of the facility lobby, including new customer service counter/ administration space & the addition of an exterior entrance vestibule to improve user experience.</p> <p>The project also includes the upgrade and expansion of an existing splash pad in Walter Baker Park to increase the user capacity of an existing splash pad in Walter Baker Park (KRC site).</p> <p>The neighbourhoods served are Katimavik - Hazeldean, Kanata Lakes-Arcadia, Beaverbrook, Glen-Cairn, which are comprised of approx. 45,000 residents with a visible minority population of 27%. Of the residents 20% are children (0-14), 12% are youths (15-24), and 15% are seniors (65+).</p> <p>Year of completion: 2026</p>					Tax Supported/ Dedicated		1,080		Tax Supported/ Dedicated Debt		0	
					Rate Supported Develop. Charges		0		Rate Supported Debt		0	
					Gas Tax		0		Develop. Charges Debt		0	
					Gas Tax Debt		0		Gas Tax Debt		0	
					Forecast		2024		2025		2026	
Authority		1,080		0		0		0				
Spending Plan		1,080		447		0		0				
FTEs		0		0		0		0				
Operating Impact		0		0		0		0				
												

City of Ottawa
2024 Draft Capital Budget
Service Area: Parks, Recreation & Culture
 In Thousands (\$000)

Project Information				Financial Details							
910718 ICIP-CCR Optimist Park/Genest Pool				Class of Estimate: D) Conceptual							
Dept:	Recreation, Cultural and Facility Operations Department	Category:	Renewal of City Assets	Ward:	12 Year of Completion: 2023						
Reduces greenhouse gases?		No		2024 Request		1,200		Projected Yearend Unspent Bal. 232			
Builds climate resiliency?		No		Revenues		0		Debt			
<p>Replacement of existing, non-accessible and end of life-cycle community building and outdoor pool, to meet the AODA accessibility standards and contribute to expanding community programming by increasing the size of the pool to a standard size; and reducing the risk that infrastructure failure will cause this vulnerable community without access to the facility.</p> <p>Replacement of the outdoor pool includes new pool deck, fencing, underground infrastructure, pool operating systems and expanding the pool basin to 25 meters. Implementation of shade area for patrons, lifeguard stations, pool chemical storage area, accessible change-rooms and pathways.</p> <p>The project contributes to modernizing and growing the City of Ottawa's community programming and recreational infrastructure by providing long term programming opportunities to a growing and diverse community with a vulnerable population. The new pool & amenities will be able to address the expanding need for aquatic access. Year of completion: 2026</p>				Tax Supported/ Dedicated		1,200		Tax Supported/ Dedicated Debt		0	
				Rate Supported Develop. Charges		0		Rate Supported Debt		0	
				Gas Tax		0		Develop. Charges Debt		0	
				Gas Tax Debt		0		0		0	
				Forecast		2024		2025		2026	
Authority				1,200		0		0		0	
Spending Plan				1,200		232		0		0	
FTEs				0		0		0		0	
Operating Impact				0		0		0		0	
											

City of Ottawa
2024 Draft Capital Budget
Service Area: Parks, Recreation & Culture
 In Thousands (\$000)

Project Information			Financial Details					
910992 Jock River South District Park			Class of Estimate: C) Planning					
Dept:	Recreation, Cultural and Facility Operations Department	Category: Growth	Ward: 21	Year of Completion: 2029				
Reduces greenhouse gases?		No	2024 Request		10,994	Projected Yearend Unspent Bal. 1,222		
Builds climate resiliency?		Yes - Minor Contribution	Revenues		0	Debt		
This is a large district park, approximately 21.6ha, that abuts the Jock River. This park is envisioned to house a mix of active and passive recreation amenities. This park connects to the Corrigan SWM Pond and the Stonebridge Trail to the east.			Tax Supported/ Dedicated		2,098	Tax Supported/ Dedicated Debt		0
			Rate Supported Develop. Charges		0	Rate Supported Debt		0
			Gas Tax		0	Develop. Charges Debt		0
					0	Gas Tax Debt		0
					0			0
			Forecast	2024	2025	2026	2027	
			Authority	10,994	0	0	0	
			Spending Plan	10,994	1,222	0	0	
			FTEs	0	0	0	0	
			Operating Impact	0	0	0	0	



City of Ottawa
2024 Draft Capital Budget
Service Area: Parks, Recreation & Culture
 In Thousands (\$000)

Project Information			Financial Details										
911082 SPIF-Metcalf Community Centre and Larry Robinson Arena Expansion			Class of Estimate: C) Planning										
Dept:	Recreation, Cultural and Facility Operations Department	Category:	Renewal of City Assets	Ward:	20			Year of Completion:	2023				
Reduces greenhouse gases?		No		2024 Request		1,260		Projected Yearend Unspent Bal.		525			
Builds climate resiliency?		No		Revenues		0		Debt					
Design and construction of a 6,000 sq. ft. addition on the south side of the arena and a 4,400 sq. ft. renovation of the existing building to provide fully accessible dressing rooms, public washrooms, and bleacher seating area; full-size players dressing rooms to replace the existing undersized dressing rooms; and add two alternate gender dressing rooms to accommodate player needs for players on mixed gender teams. The site is designated "Village Core", which is intended to be the social centre and economic focal point for the Village of Metcalfe and surrounding community. The expansion and renovation of the Metcalfe Community Centre and Larry Robinson Arena supports the objective of the Village Core designation to be the social and economic focal point for the Village of Metcalfe and the surrounding community. Year of completion: 2026				Tax Supported/ Dedicated		1,260		Tax Supported/ Dedicated Debt		0			
				Rate Supported Develop. Charges		0		Rate Supported Debt		0			
				Gas Tax		0		Gas Tax Debt		0			
				Forecast		2024		2025		2026		2027	
				Authority		1,260		0		0		0	
Spending Plan		1,260		525		0		0					
FTEs		0		0		0		0					
Operating Impact		0		0		0		0					

City of Ottawa
2024 Draft Capital Budget
Service Area: Parks, Recreation & Culture
 In Thousands (\$000)

Project Information			Financial Details				
911233 1354-1376 Carling Avenue Urban Parkette			Class of Estimate: D) Conceptual				
Dept:	Recreation, Cultural and Facility Operations Department	Category: Growth	Ward: 16	Year of Completion: 2026			
Reduces greenhouse gases?	No	2024 Request		214	Projected Yearend Unspent Bal.		
Builds climate resiliency?	Yes - Minor Contribution	Revenues		0	Debt		
As identified in the development charges background study a new 1424 m ² public park is being developed along Meath Street as part of the development of 1354 and 1376 Carling. The site is a multi phase mixed use development, with a total of 900 residential units. three high-rise, residential buildings and two midsize residential buildings. The park will provide active recreation and community space in an urban context.		Tax Supported/ Dedicated		41	Tax Supported/ Dedicated Debt		0
		Rate Supported Develop. Charges		0	Rate Supported Debt		0
		Gas Tax		173	Develop. Charges Debt		0
				0	Gas Tax Debt		0
						0	
		Forecast		2024	2025	2026	2027
		Authority		214	0	0	0
		Spending Plan		214	0	0	0
		FTEs		0	0	0	0
		Operating Impact		0	0	0	0

City of Ottawa
2024 Draft Capital Budget
Service Area: Parks, Recreation & Culture
 In Thousands (\$000)

Project Information			Financial Details					
911370 François Dupuis District Park			Class of Estimate: D) Conceptual					
Dept:	Recreation, Cultural and Facility Operations Department	Category: Growth	Ward: 19	Year of Completion: 2030				
Reduces greenhouse gases?		No	2024 Request	1,353	Projected Yearend Unspent Bal.			0
Builds climate resiliency?		No	Revenues	0	Debt			
As identified in the development charges background study, this project is for the design and construction of the Francois Dupuis District Park located east and adjacent to the Francois Dupuis Recreation Centre. The Francois Dupuis District Park, is a 19 ha parcel and will contain a mix of active and passive park land and will complement the amenities found in Millennium Park. A FIT Plan was developed in 2018. The City-owned land has been brought into the urban boundary through the recent update to the Official Plan and can now be developed as parkland.			Tax Supported/ Dedicated	257	Tax Supported/ Dedicated Debt		0	
			Rate Supported Develop. Charges	0	Rate Supported Debt		0	
			Gas Tax	1,096	Develop. Charges Debt		0	
				0	Gas Tax Debt		0	
			Forecast	2024	2025	2026	2027	
Authority	1,353	7,668	0	0				
Spending Plan	1,353	7,668	0	0				
FTEs	0	0	0	0				
Operating Impact	0	0	0	0				

**City of Ottawa
 2024 Draft Capital Budget
 Community Services Committee
 In Thousands (\$000)**

Service Area: Social Services											
Category	2024 Draft Capital Budget	Revenues	Tax Supported/Dedicated Reserves	Rate Supported Reserves	Develop. Charges	Gas Tax	Debt				
							Tax/Dedicated	Rate	Develop. Charges	Gas Tax	Total Debt
Renewal of City Assets	2,300	0	2,300	0	0	0	0	0	0	0	0
Growth	0	0	0	0	0	0	0	0	0	0	0
Regulatory	0	0	0	0	0	0	0	0	0	0	0
Service Enhancements	60	0	60	0	0	0	0	0	0	0	0
Total	2,360	0	2,360	0	0	0	0	0	0	0	0

City of Ottawa
2024 Draft Capital Budget
Service Area: Social Services
In Thousands (\$000)

Program Information			Financial Details																																											
Buildings-Social Services			Class of Estimate:		C) Planning																																									
Dept: Infrastructure & Water Services Department	Category: Renewal of City Assets	Ward: Multiple	Year of Completion: Various																																											
Reduces greenhouse gases?	No	2024 Request		2,300	Projected Yearend Unspent Bal.		0																																							
Builds climate resiliency?	Yes - Minor Contribution	Revenues	0		Debt																																									
<p>The Building and Park programs provide for lifecycle renewal and replacement works to existing building and park assets. Detailed scope of work for specific projects extends to a wide assortment of work, such as roof replacement, building preservation, building mechanical and electrical systems, parks playgrounds and property elements, hard landscaping, arena and pool equipment and unplanned emergency work. When selecting materials and solutions for lifecycle projects, measures are taken to account for increased seasonal variability and extreme weather events where project budget permits. This includes, for example, reflective or metal roofing to build resilience to heat, high winds or heavy snow. Forecasts are based on bulk allocations that will be detailed in future budget submissions. Project cost group summaries are provided following this program summary. Annual programming provides allocations as required for each of the service areas as follows:</p> <table border="1"> <thead> <tr> <th>Service Area</th> <th>Buildings</th> <th>Parks</th> </tr> </thead> <tbody> <tr><td>By-Law Services</td><td>470</td><td></td></tr> <tr><td>Child Care Services</td><td>350</td><td></td></tr> <tr><td>Cultural Services</td><td>1,960</td><td></td></tr> <tr><td>Fire Services</td><td>2,600</td><td></td></tr> <tr><td>General Government</td><td>3,400</td><td></td></tr> <tr><td>Library</td><td>2,000</td><td></td></tr> <tr><td>Long Term Care</td><td>1,425</td><td></td></tr> <tr><td>Parks & Recreation</td><td>29,190</td><td>6,600</td></tr> <tr><td>Roads Services</td><td>3,665</td><td></td></tr> <tr><td>Social Services</td><td>2,300</td><td></td></tr> <tr><td>Transit Services</td><td>3,600</td><td></td></tr> <tr><td>Total</td><td>50,960</td><td>6,600</td></tr> </tbody> </table>		Service Area	Buildings	Parks	By-Law Services	470		Child Care Services	350		Cultural Services	1,960		Fire Services	2,600		General Government	3,400		Library	2,000		Long Term Care	1,425		Parks & Recreation	29,190	6,600	Roads Services	3,665		Social Services	2,300		Transit Services	3,600		Total	50,960	6,600	Tax Supported/ Dedicated	2,300		Tax Supported/ Dedicated Debt	0	
		Service Area	Buildings	Parks																																										
		By-Law Services	470																																											
		Child Care Services	350																																											
		Cultural Services	1,960																																											
Fire Services	2,600																																													
General Government	3,400																																													
Library	2,000																																													
Long Term Care	1,425																																													
Parks & Recreation	29,190	6,600																																												
Roads Services	3,665																																													
Social Services	2,300																																													
Transit Services	3,600																																													
Total	50,960	6,600																																												
Rate Supported	0		Rate Supported Debt		0																																									
Develop. Charges	0		Develop. Charges Debt		0																																									
Gas Tax	0		Gas Tax Debt		0																																									
			Forecast	2024	2025	2026	2027																																							
			Authority	2,300	280	290	290																																							
			Spending Plan	1,150	830	689	288																																							
			FTEs	0	0	0	0																																							
			Operating Impact	0	0	0	0																																							

City of Ottawa
2024 Draft Capital Budget
Service Area: Social Services
 In Thousands (\$000)

Program Information			Financial Details																					
Accessibility - Social Services			Class of Estimate:		C) Planning																			
Dept: Infrastructure & Water Services Department	Category: Service Enhancements	Ward: Multiple	Year of Completion: Various																					
Reduces greenhouse gases?	No	2024 Request	60	Projected Yearend Unspent Bal.			0																	
Builds climate resiliency?	No	Revenues	0	Debt																				
<p>The Accessibility program provides for barrier removals to existing building and park assets based on ongoing condition assessments. Detailed scope of work for specific projects extends to a wide assortment of planned and/or emergency works, such as: installation of ramps, elevators, power door operators, signage, handrails in arena stands, removal of barriers in exterior and interior paths of travels, washroom / changeroom / kitchen remedial work, and parks playgrounds.</p> <p>Annual programming provides allocations as required for each of the service areas as follows:</p> <table border="1"> <thead> <tr> <th>Service Area</th> <th></th> </tr> </thead> <tbody> <tr> <td>Child Care Services</td> <td>60</td> </tr> <tr> <td>Cultural Services</td> <td>125</td> </tr> <tr> <td>General Government</td> <td>440</td> </tr> <tr> <td>Library</td> <td>505</td> </tr> <tr> <td>Long Term Care</td> <td>110</td> </tr> <tr> <td>Parks & Recreation</td> <td>1,200</td> </tr> <tr> <td>Social Services</td> <td>60</td> </tr> <tr> <td>Total</td> <td>2,500</td> </tr> </tbody> </table>		Service Area		Child Care Services	60	Cultural Services	125	General Government	440	Library	505	Long Term Care	110	Parks & Recreation	1,200	Social Services	60	Total	2,500	Tax Supported/ Dedicated	60	Tax Supported/ Dedicated Debt		0
		Service Area																						
		Child Care Services	60																					
		Cultural Services	125																					
		General Government	440																					
Library	505																							
Long Term Care	110																							
Parks & Recreation	1,200																							
Social Services	60																							
Total	2,500																							
Rate Supported	0	Rate Supported Debt		0																				
Develop. Charges	0	Develop. Charges Debt		0																				
Gas Tax	0	Gas Tax Debt		0																				
		Forecast	2024	2025	2026	2027																		
		Authority	60	80	90	100																		
		Spending Plan	30	58	81	93																		
		FTEs	0	0	0	0																		
		Operating Impact	0	0	0	0																		

**City Of Ottawa
2024 Draft Capital Budget
Community Services Committee
Four Year Forecast Summary
In Thousands (\$000)**

Project Description	2024	2025	2026	2027	Total
Child Care					
Renewal of City Assets					
911154 2024 Municipal Child Care Centre upgrade	100	100	100	100	400
911255 2024 Buildings-Child Care Services	350	170	170	180	870
Renewal of City Assets Total	450	270	270	280	1,270
Service Enhancements					
911265 2024 Accessibility - Child Care Services	60	80	90	100	330
Service Enhancements Total	60	80	90	100	330
Child Care Total	510	350	360	380	1,600
Long Term Care					
Renewal of City Assets					
911153 2024 Furniture & Equipment- LTC	300	300	300	300	1,200
911166 Software implementation- resident care	1,040	0	0	0	1,040
911259 2024 Buildings-Long Term Care	1,425	1,130	1,150	1,170	4,875
Renewal of City Assets Total	2,765	1,430	1,450	1,470	7,115
Service Enhancements					
911268 2024 Accessibility - Long Term Care	110	80	90	100	380
Service Enhancements Total	110	80	90	100	380
Long Term Care Total	2,875	1,510	1,540	1,570	7,495
Parks, Recreation & Culture					
Renewal of City Assets					
904699 Brewer Park	0	0	0	782	782
906852 Cultural Facility West Renewal (NCAC)	0	1,000	204	0	1,204
909107 Facility Minor Cap Front of House Repair	300	300	300	300	1,200

**City Of Ottawa
2024 Draft Capital Budget
Community Services Committee
Four Year Forecast Summary
In Thousands (\$000)**

Project Description	2024	2025	2026	2027	Total
909429 New Community Buildings	832	1,203	1,127	1,142	4,304
910194 Signage for City Assets	20	20	20	20	80
910564 Culture Master Plan	0	0	0	0	0
910726 Emergency Reception Lodging Generators	1,060	1,370	0	0	2,430
910717 ICIP-CCR - Kanata Recreation Complex	1,080	0	0	0	1,080
910718 ICIP-CCR Optimist Park/Genest Pool	1,200	0	0	0	1,200
911082 SPIF-Metcalfe CC and Larry Robinson Exp.	1,260	0	0	0	1,260
911220 Park Redevelopment 2025	0	750	0	750	1,500
911221 Park Pathway Lighting 2024	600	0	600	0	1,200
911222 Fitness & Program Equipment 2025	0	250	0	254	504
911223 Minor Park Improvement 2024	250	250	300	300	1,100
911226 Meridian Theatre Cap Renewal Fund 2024	168	168	168	168	672
911227 Shenkman Arts Ctre Renewal Fund 2024	40	40	40	40	160
911228 Cultural Building & Equip 2024	125	125	125	125	500
911229 Museum Sustainability Plan 2024	200	200	200	200	800
911230 Artifact & Art Restore & Maint 2024	80	80	80	80	320
911252 2024 Buildings-Parks & Rec	29,190	38,109	39,795	40,779	147,873
911256 2024 Buildings-Cultural Services	1,960	900	920	940	4,720
911413 100 Constellation Acquisition	0	10,000	0	0	10,000
911219 Outdoor Sports Court Redevelopment 2024	200	0	200	0	400
911224 Infrastruct Support - Outdoor Rinks 2024	400	0	400	0	800
911225 Infrastructure Upgrades 2024	1,432	1,400	1,364	1,030	5,226
911264 2024 Parks - Parks & Rec	6,600	10,000	11,000	12,000	39,600
Renewal of City Assets Total	46,997	66,165	56,843	58,910	228,915
Growth					
908256 Pinecrest Community Centre Expansion	0	0	0	0	0
908530 Bayswater/Lebreton Street Park	0	115	1,035	0	1,150
908535 EUC District Park	0	0	0	0	0
908539 Kanata West District Park	0	165	1,485	0	1,650

**City Of Ottawa
2024 Draft Capital Budget
Community Services Committee
Four Year Forecast Summary
In Thousands (\$000)**

Project Description	2024	2025	2026	2027	Total
908540 Lebreton Park	0	2,504	1,252	0	3,756
908547 Riverside South North District Pk (Empl)	0	0	0	4,398	4,398
908548 Train Lands TOD	0	61	548	0	609
909126 Riverside South Recreation Complex Const	66,440	0	0	0	66,440
909490 Jock River North District park	2,375	0	0	0	2,375
909818 Cyrville Station TOD Area-1/3 Urban Park	0	337	0	0	337
909820 Parks Growth Projects	0	5,045	8,223	3,088	16,356
909846 Indoor Major Aquatic Facility - 50M Pool	3,900	35,100	0	0	39,000
910189 Greystone Village Forecourt	692	0	0	0	692
910990 Community Centre Upgrades - Alexander	0	2,368	1,842	2,655	6,865
910991 Tremblay Station TOD Area	0	0	0	70	70
910992 Jock River South District Park	10,994	0	0	0	10,994
911003 Preston-Carling District Design Plan	0	841	841	0	1,682
911004 Gladstone (Corso Italia)Secondary Plan	0	468	468	0	936
911233 1354-1376 Carling Avenue Urban Parkette	214	0	0	0	214
911370 Francois Dupuis District Park	1,353	7,668	0	0	9,021
Growth Total	85,968	54,672	15,694	10,211	166,545
Regulatory					
909154 Accommodation Fit-Ups and Renovations	510	530	550	570	2,160
Regulatory Total	510	530	550	570	2,160
Service Enhancements					
911231 Major Capital Partnership 2024	905	977	1,062	1,099	4,043
911232 Minor Capital Partnership 2024	300	300	300	350	1,250
911266 2024 Accessibility - Cultural Services	125	80	90	100	395
911345 2024 Accessibility - Parks & Rec	1,200	1,410	1,420	1,420	5,450
Service Enhancements Total	2,530	2,767	2,872	2,969	11,138
Parks, Recreation & Culture Total	136,005	124,134	75,959	72,660	408,758

**City Of Ottawa
2024 Draft Capital Budget
Community Services Committee
Four Year Forecast Summary
In Thousands (\$000)**

Project Description	2024	2025	2026	2027	Total
Social Services					
Renewal of City Assets					
911260 2024 Buildings-Social Services	2,300	280	290	290	3,160
Renewal of City Assets Total	2,300	280	290	290	3,160
Service Enhancements					
911269 2024 Accessibility - Social Services	60	80	90	100	330
Service Enhancements Total	60	80	90	100	330
Social Services Total	2,360	360	380	390	3,490
Parks, Buildings, & Grounds					
Renewal of City Assets					
911425 Parks Maintenance Technologies	310	0	0	0	310
Renewal of City Assets Total	310	0	0	0	310
Parks, Buildings, & Grounds Total	310	0	0	0	310
Grand Total	142,060	126,354	78,239	75,000	421,653

City Of Ottawa
Capital Works-In-Progress as at September 30, 2023
Community Services Committee
In Thousands \$(000's)

Project Description	Authority	Expenditures	Unspent Cash Balance	Total Contractual Obligations	Unspent Balance including Contractual Obligations
Child Care					
904935 Mun. Child Care Outdoor Facilities	200	175	25	0	25
905638 Mun. Child Care Infrastructure	400	317	83	0	83
907885 Child Care Facilities	4,529	4,312	217	0	217
909667 2020 Buildings-Child Care Services	450	209	241	22	219
909859 2020 Municipal Child Care Centre Upgrade	100	4	96	0	96
910056 2021 Buildings-Child Care Services	175	0	175	0	175
910068 2021 Accessibility - Child Care Services	60	0	60	0	60
910238 2021 Municipal Child Care Centre Upgrade	100	0	100	0	100
910400 2022 Buildings-Child Care Services	338	9	329	142	187
910413 2022 Accessibility - Child Care Services	60	0	60	0	60
910643 2022 Municipal Child Care Centre upgrade	100	0	100	0	100
910806 2023 Buildings-Child Care Services	275	2	273	4	269
910819 2023 Accessibility - Child Care Services	60	0	60	0	60
910953 2023 Municipal Child Care upgrades	100	0	100	0	100
Child Care Total	6,947	5,028	1,919	167	1,752
Long Term Care					
908926 2018 Buildings-Long Term Care	4,055	4,014	41	79	(38)
909366 2019 Buildings-Long Term Care	645	577	68	18	50
909677 2020 Buildings - Long Term Care	1,853	1,329	524	248	276
909858 2020 Furniture & Equipment - LTC	203	198	5	5	0
910033 2021 Accessibility - Long Term Care	60	0	60	0	60
910041 2021 Buildings-Long Term Care	6,950	4,469	2,481	715	1,767
910237 2021 Furniture & Equip. - Long Term Care	335	319	16	16	(0)
910239 2020-21 Minor Capital Prg-Long Term Care	482	445	36	0	36
910275 IPAC - Minor Capital Funding	927	708	219	0	219
910333 ICIP-LTC - Peter D Clarke/Carleton Lodge	1,341	998	343	189	154
910406 2022 Buildings-Long Term Care	7,200	906	6,294	3,675	2,619
910417 2022 Accessibility - Long Term Care	110	0	110	90	20
910642 2022 Furniture & Equip. - Long Term Care	715	434	281	69	212

City Of Ottawa
Capital Works-In-Progress as at September 30, 2023
Community Services Committee
In Thousands \$(000's)

Project Description	Authority	Expenditures	Unspent Cash Balance	Total Contractual Obligations	Unspent Balance including Contractual Obligations
910645 2022 Minor Capital Program - LTC	290	205	85	0	85
910646 Air Conditioning - Long Term Care	5,060	2,759	2,301	4	2,297
910812 2023 Buildings-Long Term Care	1,675	0	1,675	0	1,675
910823 2023 Accessibility - Long Term Care	110	0	110	0	110
910952 Refrigeration for Carleton Lodge	100	0	100	0	100
911134 CL Comprehensive Minor Capital	189	0	189	0	189
911135 GJA Comprehensive Minor Capital	107	0	107	54	53
911136 CAC Comprehensive Minor Capital	188	56	132	8	124
911137 PDC Comprehensive Minor Capital	232	0	232	0	232
Long Term Care Total	32,827	17,417	15,410	5,170	10,240
Parks, Buildings, & Grounds					
909683 2020 Parks-Parks & Rec	7,550	6,891	659	416	244
910067 2021 Parks - Parks & Rec	4,579	3,765	814	451	363
910334 ICIP-CCR - Playground 1 Renewal	5,586	1,682	3,905	1,078	2,827
910389 Buildings-Shenkman Arts Ctr (P3)	472	114	358	140	219
910412 2022 Parks - Parks & Rec	6,000	4,056	1,944	448	1,497
Parks, Buildings, & Grounds Total	24,187	16,507	7,681	2,531	5,149
Parks, Recreation & Culture					
902396 Rock Knoll Land Acquisition	200	(21)	221	0	221
902412 Beryl Gaffney Park	1,712	782	929	0	929
903622 Riverside South Recreation Complex Land	4,500	4	4,496	0	4,496
903623 District Skate Board Park-East	1,200	170	1,030	19	1,011
903624 Minto Recreation Complex	53,502	53,423	79	1	78
904699 Brewer Park	100	0	100	0	100
905848 Laroche Park and Fieldhouse Redevelopmen	7,988	6,337	1,651	276	1,375
906232 Sports Development - Lansdown extra 2011	5,023	3,206	1,817	40	1,777
906279 Kristina Kiss Park	1,374	1,324	50	0	50
906296 Lalande Conservation Park	355	250	105	0	105
906546 Community Centre East - FDRC	5,456	5,209	247	0	247

City Of Ottawa
Capital Works-In-Progress as at September 30, 2023
Community Services Committee
In Thousands \$(000's)

Project Description	Authority	Expenditures	Unspent Cash Balance	Total Contractual Obligations	Unspent Balance including Contractual Obligations
906993 Emerald Links Park	400	0	400	0	400
906995 Kizell Pond Pathway	1,000	865	135	12	122
907412 Blackstone Community Park	720	57	663	0	663
907417 Dr. Taite Linear Park	104	7	97	0	97
907426 George Nelms Park Fieldhouse-Major Cap.	125	85	40	0	40
907430 Urban Parks Manual	404	63	341	0	341
907842 Riverside South Community Centre	19,334	43	19,291	6	19,285
907844 Park Pathway Lighting 2018	453	169	284	116	168
907935 Sarah McCarthy Park	507	571	(64)	9	(73)
907937 Kings Grant	856	595	261	0	261
908213 PRCS Facility Upgrades 2016	1,943	1,777	166	0	166
908355 Canterbury Comm Outdoor Covered Rink Fac	5,850	4,920	930	0	930
908373 Diamond Jubilee Park Phase 2	1,645	1,519	127	33	93
908374 Carp Highlands Pathway	122	0	122	0	122
908389 Booking & Registration System Replace.	5,040	2,973	2,067	362	1,705
908423 Backflow Prevention Project	2,850	2,731	119	119	(0)
908531 Buckles St. Neighbourhood Park	1,214	30	1,184	78	1,106
908532 Carp Airport Community Park	1,384	0	1,384	0	1,384
908533 Cedar Lakes (1566 Stagecoach Rd-Ripley)	305	0	305	0	305
908534 Cobble Hill Park Strandherd Meadows	1,338	1,209	129	112	17
908536 Fernbank District Park - Richcraft	3,225	0	3,225	0	3,225
908537 Hill Side Vista Park	386	0	386	0	386
908538 Humanics Linear Park	282	0	282	0	282
908539 Kanata West District Park	1,158	0	1,158	0	1,158
908541 Manotick Estates Park	106	0	106	0	106
908542 Ogilvie Cummings Parkette	313	0	313	0	313
908543 Tom Schonberg Park	527	438	89	0	89
908544 Place des Gouverneurs Park	342	0	342	0	342
908545 Quinn Farm Park: Cadieux Land & Farm Sub	1,204	1	1,203	0	1,203
908546 Riverside South District Parks	7,810	0	7,810	0	7,810
908635 PRCS Facility Upgrades 2017	410	309	101	0	101

City Of Ottawa
Capital Works-In-Progress as at September 30, 2023
Community Services Committee
In Thousands \$(000's)

Project Description	Authority	Expenditures	Unspent Cash Balance	Total Contractual Obligations	Unspent Balance including Contractual Obligations
908828 C W Funded Public Art Commission 2017	551	224	327	56	272
908857 Ward 21 Cash-in-lieu 2017	40	0	40	0	40
908865 Rate Funded Public Art Commissions 2017	481	210	270	38	232
908922 2018 Buildings-Cultural Services	1,490	1,463	27	0	27
909077 RCFS Facility Upgrades 2018	760	625	135	30	105
909078 Major Capital Partnership 2018	200	49	150	0	150
909102 Community Centre Upgrades	330	0	330	0	330
909104 Beach Pavillion Upgrade/Renewal	2,991	25	2,966	168	2,799
909107 Facility Minor Cap Front of House Repair	1,500	1,091	409	19	390
909110 Minor Park Improvement 2018	340	261	79	12	67
909113 Centrepointe Theatre Cap Renew Fund 2018	60	32	28	11	16
909154 Accommodation Fit-Ups and Renovations	3,000	2,435	565	177	387
909160 190 Richmond S37 Park Development	420	55	365	17	348
909206 Rate Funded Public Art Commissions 2018	706	217	489	243	246
909246 C W Funded Public Art Commission 2018	115	22	92	10	82
909253 Infrastructure Strategy	150	0	150	0	150
909254 Confederation Field	210	27	183	0	182
909260 Ward 3 Cash-in-Lieu 2018	51	17	33	0	33
909289 Clarity Park	993	990	3	2	0
909340 Ward 11 Cash-in-lieu 2018	15	0	15	0	15
909367 2019 Buildings-Parks & Rec	14,639	13,986	653	365	288
909429 New Community Buildings	500	0	500	0	500
909439 Bill Teron Park	165	55	110	0	110
909440 Outdoor Pool Security Upgrades 2019	100	85	15	0	15
909441 Outdoor Sports Court Redevelopment 2019	179	15	164	11	154
909442 Minor Park Improvement 2019	150	18	132	0	132
909446 Major Capital Partnerships 2019	247	0	247	0	247
909449 Centrepointe Theatre Cap Renew Fund 2019	194	126	69	0	69
909450 Cultural Building & Equip 2019	118	61	57	0	57
909490 Jock River North District park	7,143	2	7,140	218	6,922
909503 Spring Valley Trails Community Park	400	0	400	0	400

City Of Ottawa
Capital Works-In-Progress as at September 30, 2023
Community Services Committee
In Thousands \$(000's)

Project Description	Authority	Expenditures	Unspent Cash Balance	Total Contractual Obligations	Unspent Balance including Contractual Obligations
909504 Montfort Parkette	400	0	400	0	400
909546 Meridian Naming Rights Enhancements	191	4	187	0	187
909549 Blackburn Arena Upgrades	4,033	3,717	316	9	307
909556 Riverain Park	5,252	4,854	398	74	324
909591 Howard A. Maguire Park	60	0	60	0	60
909600 Uplands Riverside Pathway & Park	387	1	386	0	386
909605 Greystone Village Parks	196	0	196	0	196
909668 2020 Buildings-Cultural Services	800	733	67	52	14
909678 2020 Buildings - Parks & Rec	21,590	15,192	6,398	937	5,461
909689 2020 Accessibility - Parks & Rec	1,850	1,328	522	201	322
909818 Cyrville Station TOD Area-1/3 Urban Park	338	0	338	0	338
909819 Urban DC Grand Allee	498	0	498	0	498
909821 Outdoor Sports Court Redevelopment 2020	200	16	184	0	184
909824 Minor Park Improvement 2020	250	7	243	0	243
909826 Infrast. Support - Outdoor Rinks 2020	300	26	274	0	274
909831 Meridian Theatre Cap Renewal Fund 2020	184	0	184	0	184
909833 Cultural Building & Equip. 2020	126	67	59	0	59
909834 Museum Sustainability Plan 2020	200	39	161	0	161
909835 Artifact & Art Coll. Restore & Main 2020	50	36	14	13	0
909838 Minor Capital Partnership 2020	330	162	168	38	130
909840 Community Centre - Central (Ottawa East)	10,500	5	10,495	1	10,493
909841 Community Centre Space Upgrades - Sawmill	4,257	0	4,257	0	4,257
909847 Rec Plnng Studies City Wide Facilities	446	180	266	32	234
909848 Shenkman Arts Ctre Renewal Fund 2020	40	18	22	22	0
909896 Blackburn Community - Splash Pad	350	346	4	3	1
909910 Field Hockey Nepean	1,000	(11)	1,011	0	1,011
909911 MIFO Mouvement d'impl. Franco d'Orleans	800	0	800	0	800
909920 Orleans Village Park Ph 2	422	0	422	0	422
909950 Aura Park	290	277	13	2	11
909951 Alexander CC Renovation/Expansion	8,575	42	8,533	0	8,533
909971 Medhurst Park - Sports Redevelopment	150	116	34	0	34

City Of Ottawa
Capital Works-In-Progress as at September 30, 2023
Community Services Committee
In Thousands \$(000's)

Project Description	Authority	Expenditures	Unspent Cash Balance	Total Contractual Obligations	Unspent Balance including Contractual Obligations
909995 Shadow Ridge Park Phase 2	183	146	36	0	36
910034 CCRF-2021 Accessibility - Parks & Rec	2,775	1,824	951	69	882
910042 2021 Buildings-Parks & Rec	19,196	15,669	3,527	781	2,746
910057 2021 Buildings-Cultural Services	720	662	58	29	29
910069 2021 Accessibility - Cultural Services	60	16	44	7	37
910128 Park Redevelopment 2021	11	0	11	0	11
910129 Park Pathway Lighting 2022	250	0	250	0	250
910167 Museum Sustainability Plan 2021	200	2	198	0	198
910168 Artifact & Art Collection Restore & Main	50	15	35	10	25
910185 Outdoor Sports Court Redevelopment 2022	200	0	200	0	200
910186 Cultural Building & Equip 2021	125	118	7	15	(8)
910187 Major Capital Partnership 2021	456	0	456	0	456
910188 Minor Capital Partnership 2021	25	0	25	0	25
910189 Greystone Village Forecourt	1,231	0	1,231	0	1,231
910190 Fitness and Program Equipment 2021	250	250	0	0	0
910191 Minor Park Improvement 2021	250	0	250	0	250
910192 Infrastruct Support - Outdoor Rinks 2022	400	0	400	0	400
910193 Infrastructure Upgrades 2021	666	502	165	130	35
910194 Signage for City Assets	40	10	30	0	30
910195 Outdoor Pool Security Upgrades 2021	200	6	194	0	194
910196 Meridian Theatre Cap Renewal Fund 2023	168	0	168	0	168
910197 Shenkman Arts Ctre Renewal Fund 2023	40	0	40	17	23
910200 400 Albert Street - 1 Urban Park	654	61	593	0	593
910226 Strathcona Park Gazebo Project	289	0	289	0	289
910252 Ward 16 Cash-in-lieu 2020	13	8	5	0	5
910266 Springhurst Park Improvements	262	78	185	11	174
910268 Ward 7 Cash-in-Lieu 2021	34	30	4	0	4
910269 Mayor's Office - Thriving Communities	100	23	78	0	78
910273 Kaladar Park - Splash Pad	95	81	14	0	14
910280 Gil-O-Julien Park - Scoreboard	128	118	9	1	8
910281 Barrington Park - Rink Shack	79	68	10	0	10

City Of Ottawa
Capital Works-In-Progress as at September 30, 2023
Community Services Committee
In Thousands \$(000's)

Project Description	Authority	Expenditures	Unspent Cash Balance	Total Contractual Obligations	Unspent Balance including Contractual Obligations
910287 ICIP-MB - Facility Renewal	103	102	0	0	0
910288 ICIP-ATI - Picnic Facilities in Parks	2,545	2,198	347	6	341
910289 ICIP-MB - Beacon Hill CC Expansion	1,944	1,776	168	7	160
910290 ICIP-MB - LED Lighting Arenas and Pools	1,056	904	152	0	152
910291 ICIP-MB - New Generator - CardelRec	745	711	34	8	26
910292 ICIP-MB - HP Windows Overbrook, Billings	825	568	257	65	192
910313 Ward 23 Cash-in-lieu 2021	20	18	2	0	2
910315 Scharf Park - Shade Shelter	120	82	38	1	37
910316 McCarthy Park - Basketball Court	216	189	27	0	27
910317 Coronation Park - Splash Pad	789	360	428	386	42
910318 Sheffield Glen - Splash Pad	450	400	50	1	49
910325 Vista Park - Rink Shack	79	56	22	0	22
910337 Rate Funded Public Art Commissions 2021	309	19	290	0	290
910338 City Wide Public Art Commissions 2021	31	2	29	0	29
910347 Vanier Sugar Shack	328	328	0	0	0
910355 Roundhay Park - Redevelopment	374	343	31	1	30
910356 Windsor Park Fieldhouse	1,854	37	1,817	0	1,817
910360 Firehall Park	223	220	3	10	(7)
910376 Plouffe Park Basketball	280	202	78	96	(18)
910382 Ward 2 Cash-in-lieu 2021	13	2	11	0	11
910401 2022 Buildings-Cultural Services	803	308	495	215	280
910407 2022 Buildings-Parks & Rec	15,224	6,976	8,248	3,271	4,977
910414 2022 Accessibility - Cultural Services	60	0	60	0	60
910418 2022 Accessibility - Parks & Rec	1,775	681	1,094	65	1,029
910522 Park Redevelopment 2023	500	0	500	0	500
910523 Fitness & Program Equipment 2023	250	12	238	132	105
910524 Minor Park Improvement 2022	250	0	250	0	250
910551 Woodroffe Park Fieldhouse Replace-Design	341	252	89	59	30
910560 Infrastructure Upgrades 2022	645	117	528	52	476
910561 Outdoor Pool Security Upgrades 2022	150	0	150	0	150
910562 Cultural Building & Equip 2022	125	0	125	0	125

City Of Ottawa
Capital Works-In-Progress as at September 30, 2023
Community Services Committee
In Thousands \$(000's)

Project Description	Authority	Expenditures	Unspent Cash Balance	Total Contractual Obligations	Unspent Balance including Contractual Obligations
910563 Museum Sustainability Plan 2022	200	0	200	0	200
910564 Culture Master Plan	75	0	75	0	75
910565 Artifact & Art Collect Rest & Maint 2022	60	32	28	0	28
910566 Major Capital Partnership 2022	174	0	174	12	162
910580 552 Booth Street - Urban Park	465	0	465	0	465
910582 1770 Heatherington Road - Urban Park	621	0	621	0	621
910583 Heron Gate - 2 Urban Parks	350	0	350	0	350
910584 Riverside South Recreation Pool	2,500	0	2,500	0	2,500
910650 Ward 1 Cash-in-lieu 2021	62	37	25	6	19
910660 ICIP-CCR Centennial Park	835	311	524	520	4
910670 Brantwood Tennis Court redevelopment	445	300	145	2	143
910675 ICIP-CCR Trend Arlington Park Pavilion	506	36	469	31	439
910676 St.Luke's Park " Fitness Equipment	168	126	42	0	42
910677 Centennial Park " Pickleball	300	0	300	0	300
910678 Leitrim Park " Baseball	250	146	104	137	(33)
910679 Silverbirch Volleyball	55	0	55	0	55
910681 115 Spencer Parkland Acquisition	2,000	1,033	967	99	868
910682 Dundonald Park Splash Pad	550	61	489	42	447
910683 Ward 9 Cash-in-lieu 2022	29	24	5	0	5
910684 Greenboro Parks and Pathway Corridors Re	500	64	436	50	387
910685 Ward 15 Cash-in-lieu 2022	6	2	4	2	2
910690 Sandy Hill Community Centre Expansion	80	0	80	0	80
910694 Heron Road Fieldhouse Renewal	2,000	250	1,750	172	1,577
910695 Ward 1 Cash-in-lieu 2022	26	21	5	0	5
910697 McKellar Park Gazebo	80	0	80	24	56
910698 Revitalization of Bingham Park	2,300	264	2,036	69	1,966
910701 Eugene Forsey Basketball Upgrades	99	44	55	11	43
910708 CCRF - Parks Revitalization	1,093	786	307	51	256
910709 Cattail Creek Park - Tennis Court	106	39	67	66	1
910711 Shea Woods improvements	584	58	526	0	526
910713 Ward 23 Cash-in-lieu 2022	70	46	24	9	15

City Of Ottawa
Capital Works-In-Progress as at September 30, 2023
Community Services Committee
In Thousands \$(000's)

Project Description	Authority	Expenditures	Unspent Cash Balance	Total Contractual Obligations	Unspent Balance including Contractual Obligations
910717 ICIP-CCR - Kanata Recreation Complex	450	3	447	0	447
910718 ICIP-CCR Optimist Park/Genest Pool	500	2	498	266	232
910726 Emergency Reception Lodging Generators	3,500	355	3,145	2,217	929
910728 Weybridge and Clark Fields Park - Unheat	64	50	14	4	9
910732 Lett Street Park development	2,000	3	1,997	0	1,997
910734 Fosterbrook Park - Heated Rink Bunker	50	38	12	2	10
910735 Whitehaven Park - Heated Rink Bunker	50	43	7	2	5
910737 Weybridge Park " Sand Play	68	10	58	55	2
910738 Village Square Park	170	0	170	163	7
910740 Splash Pad - Confederation Park	350	35	315	0	315
910741 Sandwell Green Park - Fitness Equipment	215	37	178	11	167
910743 Glebe Play Structure Improvements	41	15	26	104	(78)
910746 Britannia Belltown Rink and rink shack	275	164	111	146	(35)
910748 Gil O Julien Fieldhouse	348	0	348	0	348
910749 Miracle League	1,325	0	1,325	0	1,325
910755 Rate Funded Public Art Commission 2022	375	35	340	0	340
910756 C W Funded Public Art Commission 2022	61	8	53	0	53
910762 Ward 14 Cash-in-lieu 2022	9	6	3	0	3
910763 Morgan's Grant Hydro Corridor - Offleash	270	39	231	24	208
910764 Ward 11 Cash-in-lieu 2022	11	10	1	0	1
910766 Des Pionniers Park playground equipment	100	91	9	0	9
910770 Ward 5 Cash-in-lieu 2022	22	0	22	0	22
910771 Ward 4 Cash-in-lieu 2022	2	0	2	0	2
910772 Playground Accessibility - Centrepointe	315	33	282	18	264
910773 Andy Shields Park - Fenced Off-Leash Dog	225	28	197	24	173
910776 Leitrim Park " Ritchie Diamond Improve	70	0	70	0	70
910777 Boothfield Park " Skateboard Park Proj	486	49	437	0	437
910778 Alfred Taylor Skate Park (Designs)	250	36	214	3	211
910779 Echo Park Tennis Court	260	34	226	15	211
910780 Gregory-Casey SWM Pond dog park	250	27	223	41	183
910781 Kars RA OD rink and basketball resurface	70	0	70	0	70

City Of Ottawa
Capital Works-In-Progress as at September 30, 2023
Community Services Committee
In Thousands \$(000's)

Project Description	Authority	Expenditures	Unspent Cash Balance	Total Contractual Obligations	Unspent Balance including Contractual Obligations
910782 Ward 8 Cash-in-lieu 2022	30	17	13	0	13
910783 Kingsmere Park Improvements	53	9	44	2	42
910784 Kilreen Park - Basketball Half Court	150	15	135	11	124
910785 Accessible Swing at Constance Bay	65	5	60	3	57
910786 Frank Ryan Park Field House Replacement	254	63	191	175	16
910787 Chanonhouse Park Improvements	62	53	9	2	8
910805 Carillon Park Improvements	50	0	50	0	50
910807 2023 Buildings-Cultural Services	2,300	8	2,292	19	2,273
910813 2023 Buildings-Parks & Rec	28,425	302	28,123	1,757	26,366
910818 2023 Parks - Parks & Rec	6,200	391	5,809	1,806	4,003
910820 2023 Accessibility - Cultural Services	60	0	60	0	60
910824 2023 Accessibility - Parks & Rec	1,615	103	1,512	69	1,443
910948 Dutchie's Hole Park Dock Addition	160	25	135	29	105
910979 Outdoor Sports Court Redevelopment 2023	200	0	200	0	200
910982 Minor Park Improvement 2023	250	0	250	0	250
910983 Infrastructure Upgrades 2023	894	0	894	0	894
910986 Cultural Building & Equip 2023	125	0	125	0	125
910987 Museum Sustainability Plan 2023	200	0	200	0	200
910988 Artifact & Art Restore & Maint 2023	70	4	66	0	66
910989 Virtual Programming Expansion	40	34	6	0	6
910990 Community Centre Upgrades - Alexander	507	0	507	0	507
910991 Tremblay Station TOD Area	700	0	700	0	700
910992 Jock River South District Park	1,222	0	1,222	0	1,222
911001 Major Capital Partnership 2023	859	0	859	0	859
911002 Minor Capital Partnership 2023	300	0	300	0	300
911003 Preston-Carling District Design Plan	841	0	841	0	841
911004 Gladstone (Corso Italia)Secondary Plan	468	0	468	0	468
911082 SPIF-Metcalf CC and Larry Robinson Exp.	525	0	525	0	525
911085 Richmond Community Park - Skatepark	335	0	335	0	335
911090 Armstrong Park Extension	2,000	1,001	999	20	978
911091 Sandalwood park improvements	1,050	0	1,050	0	1,050

City Of Ottawa
Capital Works-In-Progress as at September 30, 2023
Community Services Committee
In Thousands \$(000's)

Project Description	Authority	Expenditures	Unspent Cash Balance	Total Contractual Obligations	Unspent Balance including Contractual Obligations
911093 Roger Montpetit Park	375	0	375	0	375
911094 Ward 15 Cash-in-lieu 2023	30	4	26	0	26
911098 ATF-Feasibility Study - Jock River South	60	0	60	0	60
911099 ATF-Feasibility study - Poole Creek Path	60	0	60	0	60
911105 Ward 21 Cash-in-lieu 2023	1	1	(0)	0	(0)
911110 Terry Fox Athletic Facility	556	56	500	105	395
911113 St Lukes Park- Basketball Redevelopment	90	0	90	15	75
911117 Gil-O-Julien Fieldhouse Study	80	0	80	0	80
911118 Ward 11 Cash-in-lieu 2023	7	6	1	0	1
911120 Ward 17 Cash-in-lieu 2023	14	11	3	0	3
911121 Acquisition of Somerset Parcel 1 and 2	3,100	0	3,100	0	3,100
911123 320 McRae Park	871	0	871	0	871
911124 450 Tillbury Park	100	0	100	0	100
911132 Ward 2 Cash-in-lieu 2023	10	0	10	0	10
911150 Ward 14 Cash-in-lieu 2023	9	4	5	0	5
911152 Ward 16 Cash-in-lieu 2023	16	3	13	0	13
911155 Ward 6 Cash-in-lieu 2023	17	0	17	0	17
911167 Splash Pad Signage	182	6	176	0	176
911195 RJ Kennedy Outdoor Rink Replacement	167	17	150	0	150
911344 Britannia Rock Garden	54	15	39	43	(4)
911402 Ward 20 Cash-in-lieu 2023	4	4	0	0	0
911424 Ward 13 Cash-in-lieu 2023	20	0	20	0	20
Parks, Recreation & Culture Total	394,074	181,897	212,177	17,901	194,276
Social Services					
907042 CSSD Client & Community Hub Design&Build	400	395	5	0	5
910044 2021 Buildings-Social Services	400	220	180	20	159
910075 2021 Accessibility - Social Services	60	0	60	0	60
910284 ICIP-HB - AC & Generator	951	792	159	37	122
910285 ICIP-HB - Repairs & Upgrades	430	263	167	0	167
910409 2022 Buildings-Social Services	450	27	423	6	418

City Of Ottawa
Capital Works-In-Progress as at September 30, 2023
Community Services Committee
In Thousands \$(000's)

Project Description	Authority	Expenditures	Unspent Cash Balance	Total Contractual Obligations	Unspent Balance including Contractual Obligations
910419 2022 Accessibility - Social Services	60	0	60	0	60
910815 2023 Buildings-Social Services	300	0	300	0	300
910825 2023 Accessibility - Social Services	60	0	60	0	60
Social Services Total	3,111	1,698	1,413	63	1,350
Grand Total	461,146	222,546	238,600	25,832	212,768