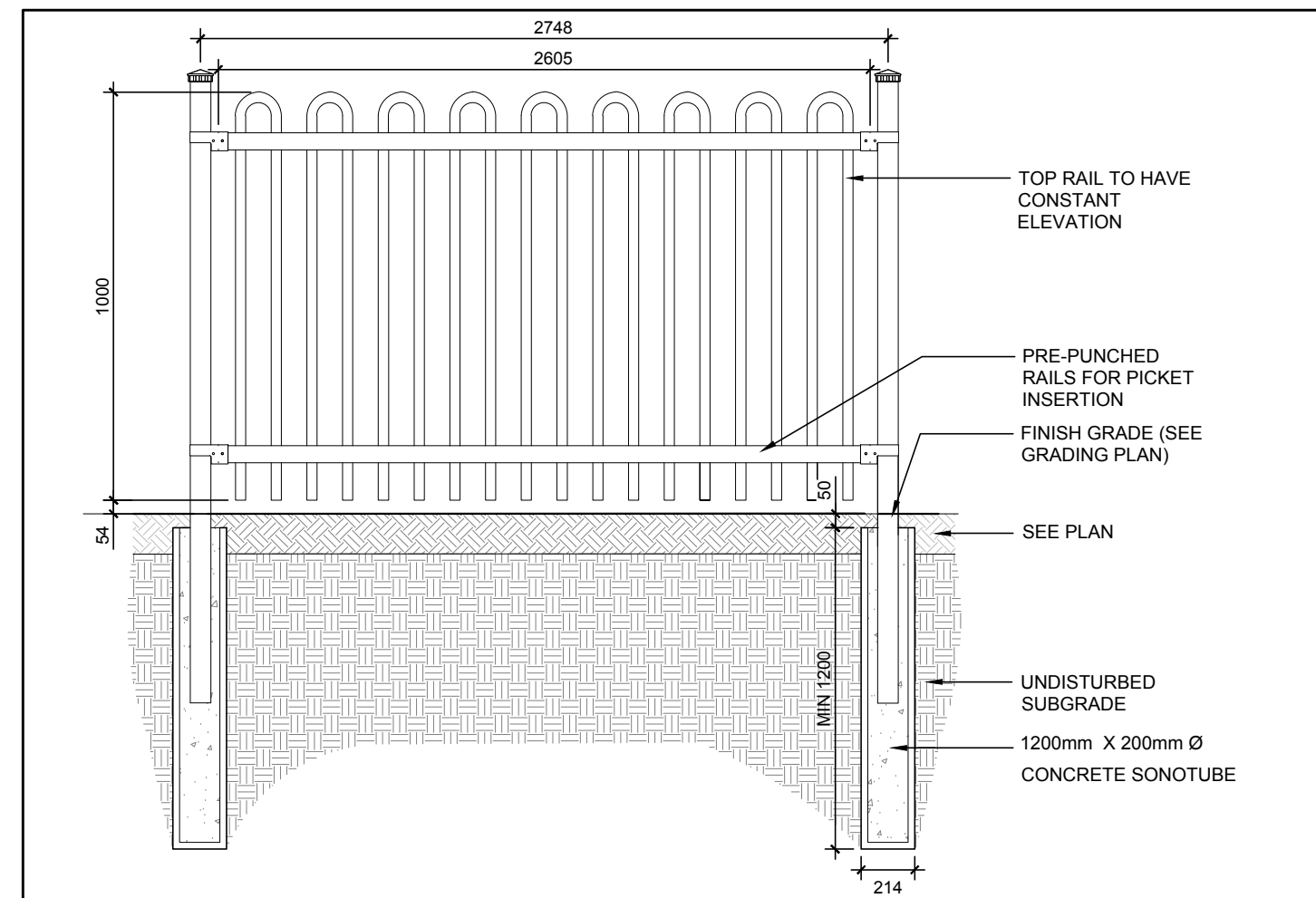


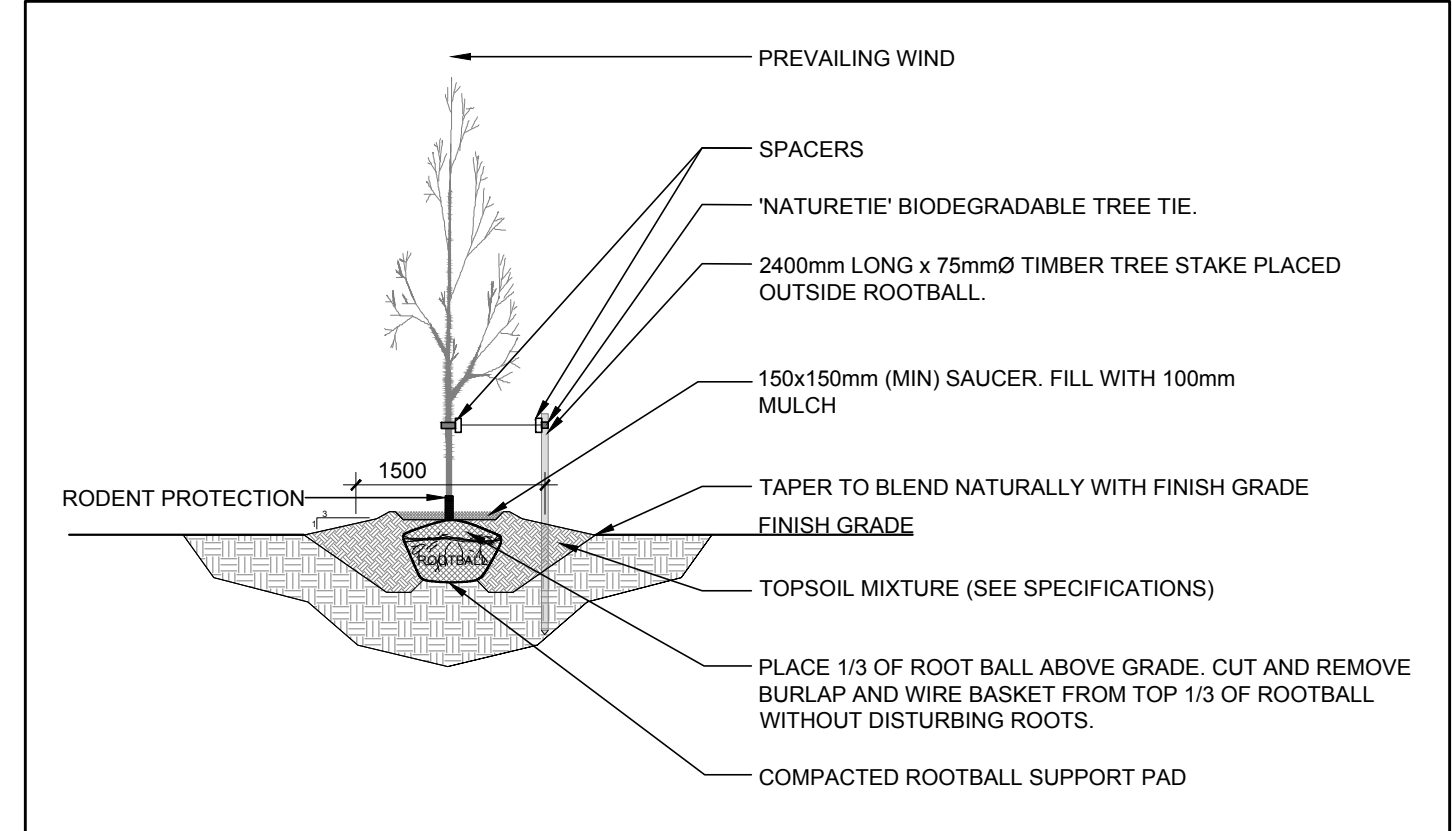
AS PER SECTION 75 OF THE 'TREE PROTECTION BY-LAW' MITIGATION MEASURES WILL INCLUDE THE PLACEMENT OF PLYWOOD, WOOD CHIPS OR STEEL PLATING OVER THE ROOTS; THE PROPER PRUNING AND CARE FOR ROOTS WHERE THEY ARE ENCOUNTERED. AREA IN RED TO EXCAVATED BY HYDROVAC

- 1 AN 330mm DBH POOR
- 1 AN 510mm DBH GOOD
- 1 UA 430mm DBH GOOD
- 1 AN 400mm DBH GOOD
- 1 AN 300mm DBH GOOD
- 1 AN 490mm DBH FAIR
- 1 AN 390mm DBH GOOD
- 2 PC 150mm DBH GOOD
- 10 hp 150mm DBH GOOD
- 5 pv 150mm DBH GOOD
- 9 hs 150mm DBH GOOD
- 4 Ah 150mm DBH GOOD
- 1 AS 150mm DBH GOOD

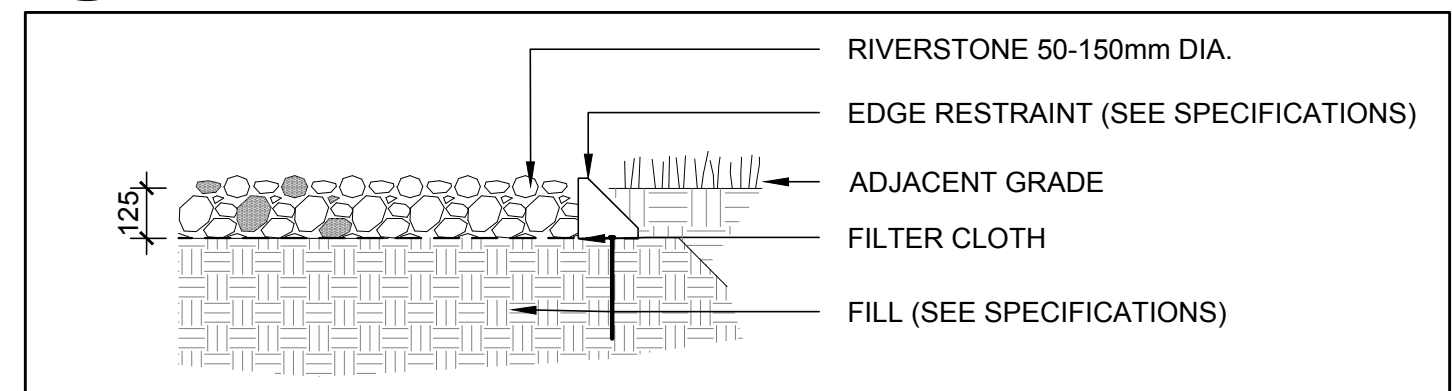
1 TREE CONSERVATION REPORT & LANDSCAPE PLAN
SCALE 1:100



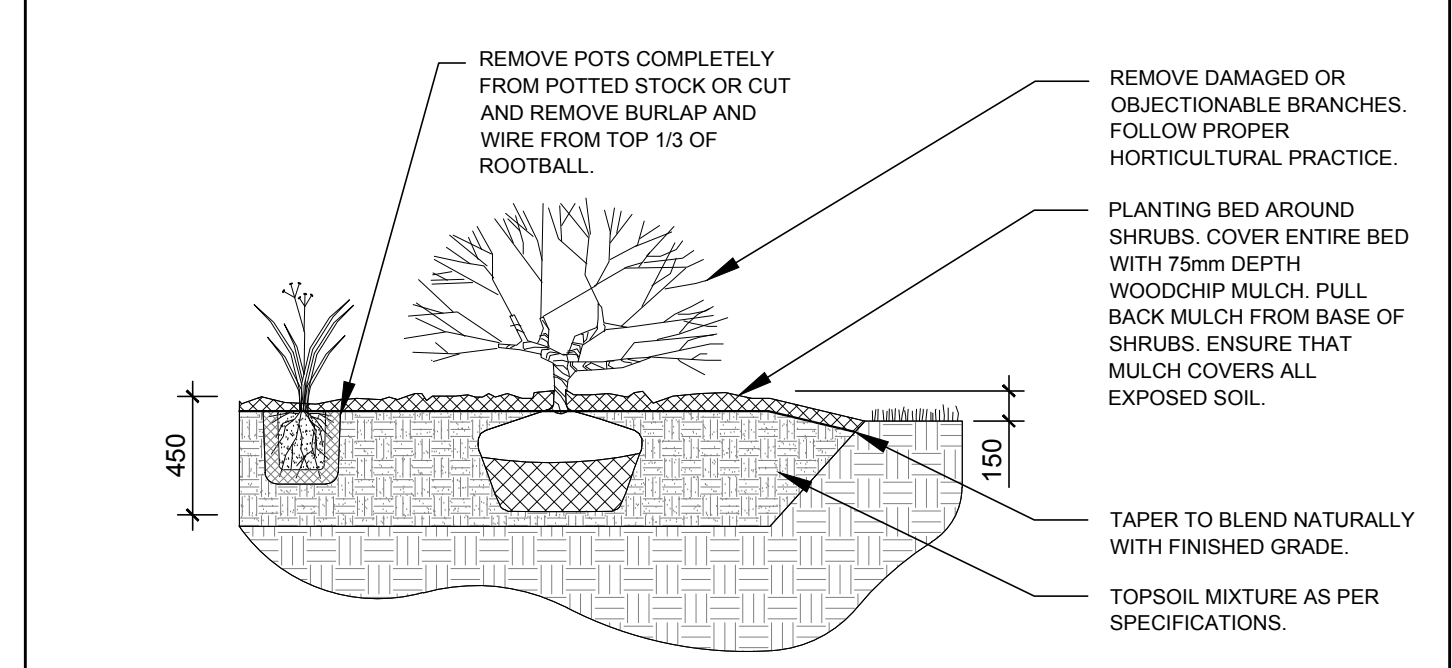
2 PROPOSED 1.0m Ht. ORNAMENTAL METAL FENCE
SCALE NTS



3 PROPOSED DECIDUOUS TREE
SCALE NTS



4 RIVERSTONE
SCALE NTS



5 SHRUB/PERENNIAL PLANTING
SCALE NTS

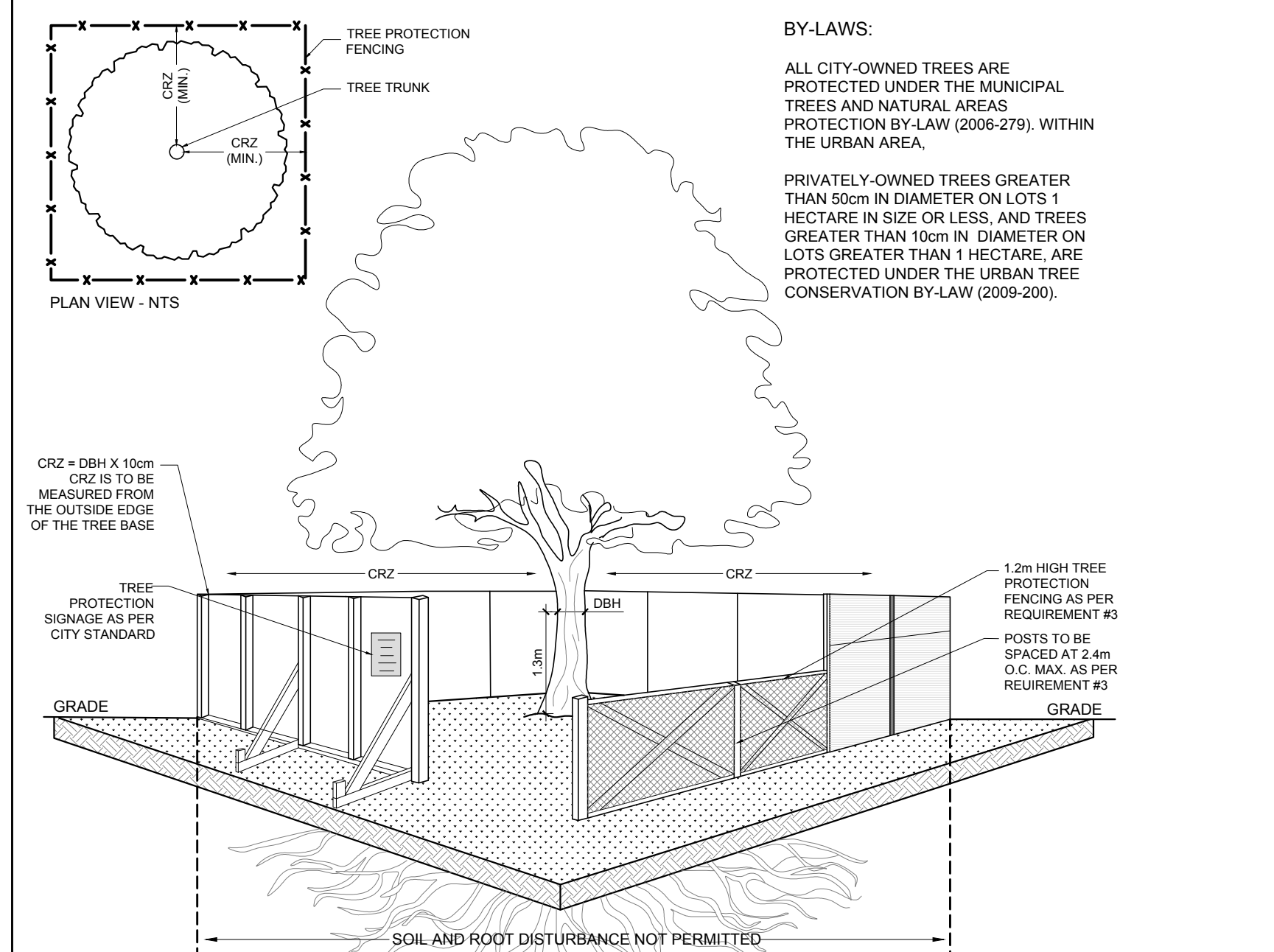
- GENERAL NOTES:**
- IT IS THE RESPONSIBILITY OF THE APPROPRIATE CONTRACTOR OR OFFICIAL TO REPORT ANY ERRORS, OMISSIONS OR DISCREPANCIES ON THIS PLAN WITH ACTUAL SITE CONDITIONS TO THE LANDSCAPE ARCHITECT BEFORE PROCEEDING WITH CONSTRUCTION.
 - THE CONTRACTOR IS TO NOTIFY ALL UTILITY COMPANIES AND AUTHORITIES PRIOR TO ANY EXCAVATION AND ASCERTAIN LOCATIONS OF UNDERGROUND SERVICES.
 - THE CONTRACTOR IS TO REINSTATE ALL AREAS AND ITEMS DAMAGED AS A RESULT OF CONSTRUCTION ACTIVITY.
 - THE CONTRACTOR IS TO COMPLY WITH ALL PERTINENT CODES AND BY-LAWS.
 - THE CONTRACTOR IS TO MAINTAIN A POSITIVE SURFACE RUN-OFF THROUGHOUT THE ENTIRE CONSTRUCTION PERIOD.
 - THE LANDSCAPE ARCHITECT IS NOT RESPONSIBLE FOR SUBSURFACE CONDITIONS.
 - THE CONTRACTOR IS TO IDENTIFY ALL EXISTING TREES ON SITE WITH THE LANDSCAPE ARCHITECT PRIOR TO CONSTRUCTION.
 - THE CONTRACTOR IS TO STAKE THE PROPOSED LOCATION OF ALL PLANT MATERIAL IN CONJUNCTION WITH THE LANDSCAPE ARCHITECT PRIOR TO EXCAVATION.
 - MINIMUM DISTANCES FOR SELECTED DECIDUOUS TREES ARE AS FOLLOWS:
 - 9.1. BUILDING FOUNDATIONS - 7.5M
 - 9.2. SIDEWALKS - 1.5M
 - 9.3. PUBLIC STREETS - 2.5M
 - 9.4. UNDERGROUND INFRASTRUCTURE - 2.0M
 - ALL TREES WITHIN 1M OF UNDERGROUND UTILITY TRENCHES ARE TO BE EXCAVATED BY HAND.
 - REMOVE ALL PROTECTIVE WRAPPING FROM TREE TRUNKS AFTER INSTALLATION.
 - STAKING OF TREES SHALL ONLY BE PERFORMED IF NECESSARY.
 - ENSURE THAT MULCH IS PULLED BACK A MINIMUM DISTANCE OF 75MM FROM BASE OF TREE TRUNK.

EXISTING TREE LIST

KEY	QTY	BOTANICAL NAME	COMMON NAME	SIZE	CONDITION	REMARKS	OWNERSHIP
AS	1	<i>Acer saccharum</i>	Sugar Maple	150mm dbh	GOOD	To remain	City of Ottawa
AN	6	<i>Acer negundo</i>	Manitoba Maple	300-510mm dbh	FAIR-GOOD	To remain	312 Laurier Ave
MM	1	<i>Acer negundo</i>	Manitoba Maple	330mm dbh	POOR	To remain	City of Ottawa
PC	2	<i>Thuja occidentalis</i> 'Fastigiata'	Pyramidal Cedar	150mm dbh	GOOD	To remain	29 Russell Ave
UA	1	<i>Ulmus americana</i>	American Elm	430mm dbh	GOOD	To remain	312 Laurier Ave

PROPOSED PLANT LIST

KEY	QTY	BOTANICAL NAME	COMMON NAME	SIZE	CONDITION	SPACING
DECIDUOUS TREES						
AC	1	<i>Amelanchier canadensis</i>	Serviceberry	3 gal pot	Potted	
SHRUBS						
Ah	10	<i>Hydrangea arborescens</i> 'Annabelle'	Annabelle Hydrangea	3 gal. pot	Potted	800 mm o.c.
Sa	1	<i>Spiraea x arguta</i>	Garland Spirea	800 mm Spr.	Potted	1000 mm o.c.
PERENNIALS/GRASSES						
ge	5	<i>Hosta</i> 'Guacamole'	Guacamole Hosta	1 gallon pot	Potted	500 mm o.c.
hp	38	<i>Hemerocallis</i> 'Pandora's Box'	Pandora's Box Daylily	150mm pot	Potted	300 mm o.c.
hs	9	<i>Hemerocallis</i> 'Stella D'Oro'	Stella D'Oro Day Lily	150mm pot	Potted	300 mm o.c.
pv	20	<i>Panicum virgatum</i> 'Shenandoah'	Shenandoah Switchgrass	100mm pot	Potted	500 mm o.c.



- TREE PROTECTION REQUIREMENTS:**
- PRIOR TO ANY WORK ACTIVITY WITHIN THE CRITICAL ROOT ZONE (CRZ = 10X DIAMETER) OF A TREE, TREE PROTECTION FENCING MUST BE INSTALLED SURROUNDING THE CRITICAL ROOT ZONE AND REMAIN IN PLACE UNTIL THE WORK IS COMPLETE.
 - UNLESS PLANS ARE APPROVED BY CITY FORESTRY STAFF, FOR WORK WITHIN THE CRZ:
 - DO NOT PLACE ANY MATERIAL OR EQUIPMENT INCLUDING OUTHOUSES;
 - DO NOT ATTACH ANY SIGNS, NOTICES OR POSTERS TO ANY TREE;
 - DO NOT RAISE OR LOWER THE EXISTING GRADE;
 - TUNNEL OR SOPE WHEN DIGGING;
 - DO NOT DAMAGE THE ROOT SYSTEM, TRUNK, OR BUNCHES OR ANY TREE;
 - ENSURE THAT EXHAUST FUMES FROM ALL EQUIPMENT ARE NOT DIRECTED TOWARD ANY TREE CANOPY;
 - DO NOT EXTEND HARD SURFACE OR SIGNIFICANTLY CHANGE LANDSCAPING
 - TREE PROTECTION FENCING MUST BE AT LEAST 1.2m IN HEIGHT, AND BE CONSTRUCTED OF RIGID OR FRAMED MATERIALS (E.G. MODULOC - STEEL, PLYWOOD HOARDING, OR SNOW FENCE ON A 2"x4" WOOD FRAME) WITH POSTS 2.4m APART, SUCH THAT THE FENCE LOCATION CANNOT BE ALTERED. ALL SUPPORTS AND BRACING MUST BE PLACED OUTSIDE OF THE CRZ, AND INSTALLATION MUST MINIMIZE DAMAGE TO EXISTING TREES. (SEE DETAIL)
 - THE LOCATION OF THE TREE PROTECTION FENCING MUST BE DETERMINED BY AN ARBORIST AND DETAILED ON ANY ASSOCIATED PLANS FOR THE SITE (E.G. TREE CONSERVATION REPORT, TREE DISCLOSURE REPORT, ETC). THE PLAN AND CONSTRUCTED FENCING MUST BE APPROVED BY CITY FORESTRY STAFF PRIOR TO THE COMMENCEMENT OF WORK.
 - IF THE FENCED TREE PROTECTION AREA MUST BE REDUCED TO FACILITATE CONSTRUCTION, MITIGATION MEASURES MUST BE PRESCRIBED BY AN ARBORIST AND APPROVED BY CITY FORESTRY STAFF. THESE MAY INCLUDE THE PLACEMENT OF PLYWOOD, WOOD CHIPS OR STEEL PLATING OVER THE ROOTS FOR PROTECTION OR THE PROPER PRUNING AND CARE OF ROOTS WHERE ENCOUNTERED.

6 TREE PROTECTION FENCE
SCALE NTS

CLIENT

CONSULTANTS

ARCHITECTS: **WOODMAN ARCHITECT ASSOCIATES LTD.**

CIVIL ENGINEERS: **PEARSON ENGINEERING**

LEGEND

- PROPOSED CLOVER SEED
- PROPOSED PAVERS
- PROPOSED RIVERSTONE
- PROPOSED MULCH
- TREE PROTECTION FENCE
- EXISTING TREE TO REMAIN
- PROPOSED DECIDUOUS TREE
- PROPOSED SHRUBS / PERENNIALS
- LIMIT OF BUILDING EXCAVATION
- AREA TO BE EXCAVATED WITH HYDROVAC
- PROPOSED 1.0m Ht. ORNAMENTAL METAL FENCE

No.	Issue	Date	DR	CK
9	REVISED PER CITY COMMENTS	08/02/2023	ML	JL
8	REVISED PER CITY COMMENTS	05/12/2023	ML	JL
7	REVISED PER CIVIL DRAWING	04/12/2023	ML	JL
6	REVISED PER NEW SITE PLAN	04/10/2023	ML	JL
5	REVISED PER CITY COMMENTS	03/27/2023	ML	JL
4	REVISED PER CITY COMMENTS	12/22/2022	ML	JL
3	EXISTING TREES UPDATED	11/02/2022	ML	JL
2	REVISED AS PER HYDRO COMMENTS	10/12/2022	WF	JL
1	ISSUED FOR COMMENTS AND REVIEW	07/13/2022	WF	JL

JAMES B. LENNOX & ASSOCIATES INC. LANDSCAPE ARCHITECTS
 3332 CARLING AVE. OTTAWA, ONTARIO K2H 5A5
 Tel. (613) 722-5168 Fax. (1866) 343-3942

PROJECT

PROPOSED THREE STOREY ADDITION
29 RUSSELL AVENUE OTTAWA, ON

DRAWING

TREE CONSERVATION REPORT & LANDSCAPE PLAN

STAMP

SCALE

AS SHOWN

START DATE

JUNE, 2022

PROJECT NO.

22SMT2259

DRAWING NO.

L.1

PLOT SIZE ARCH-D