

Document 1

Aggregate Metrics for Q1 to Q4 2024

Civil Litigation / Labour and Employment

In keeping with the format used as part of the Q1-Q4 Comprehensive Legal Services Reports, the aggregate of litigation outcomes for 2024 is reproduced below. These figures include all forms of litigation, namely labour, civil, Ontario Land Tribunal and other miscellaneous tribunals.

Figure 1 Labour Arbitration Outcomes (Q1 to Q4 2024)

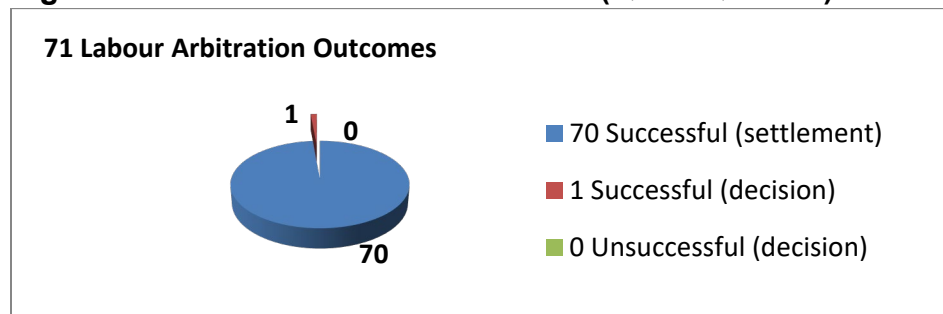


Figure 2 Civil Litigation Outcomes (Q1 to Q4 2024)

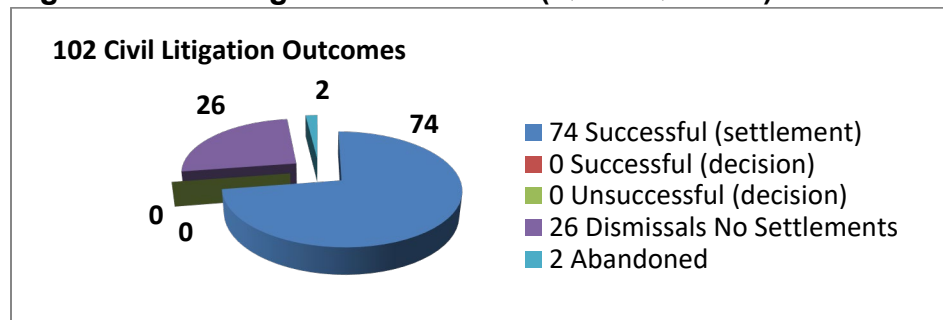


Figure 3 OLT Outcomes (Q1 to Q4 2024)

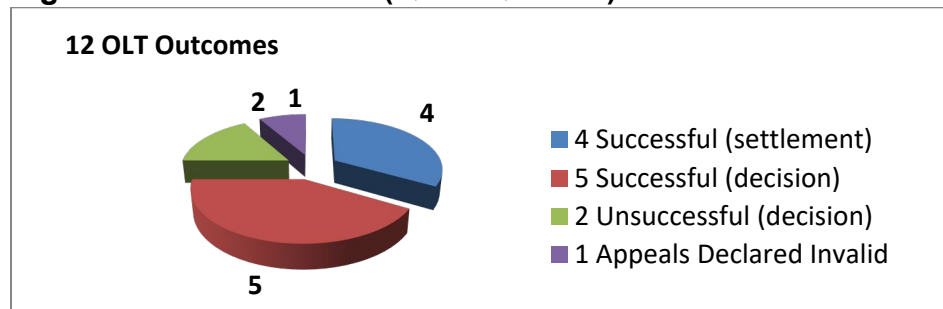
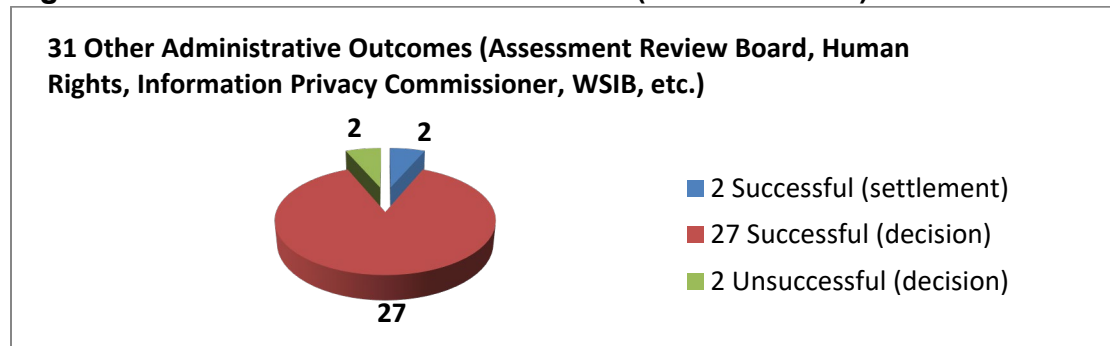


Figure 4 Other Administrative Outcomes (Q1 to Q4 2024)

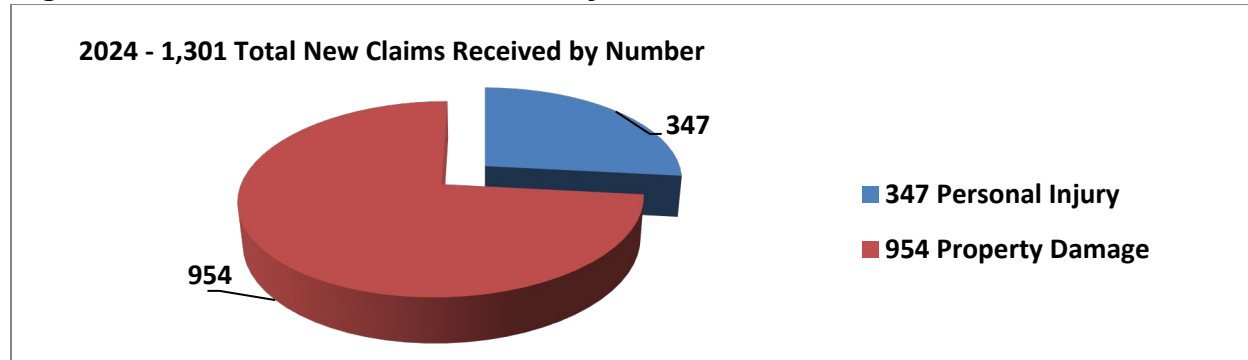


Claims Unit

The Claims Unit received a total of 1,301 new claims in 2024. This figure represents the 954 property damage claims and 347 personal injury claims that were filed with the Unit. Of the total number of new claims received for 2024, 323 (25 per cent) represent pothole claims, which is annually the most common type of claim received by the Unit.

A summary of the 1,301 claims received during 2024 is set out below in Figure E by number.

Figure 5 Total New Claims Received by Number



The Claims Unit concluded a total of 1,391 claims in 2024. This figure represents the 1,045 property damage claims and 346 bodily injury claims that were either closed-settled or closed-denied during the year. A summary of the 376 claims that were closed-settled (i.e. paid in whole or in part) in 2024 is set out below in Figures 6 (by number) and 7 (by value).

Figure 6 Claims Paid Under \$100,000 by Number (Q1 to Q4 2024)

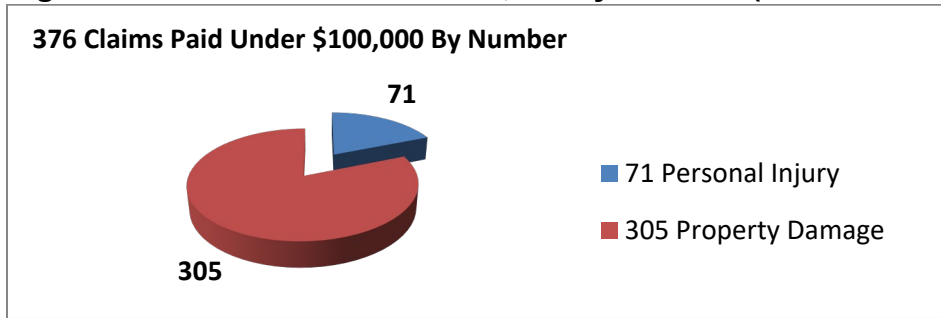


Figure 7 Claims Paid Under \$100,000 by Value (Q1 to Q4 2024)

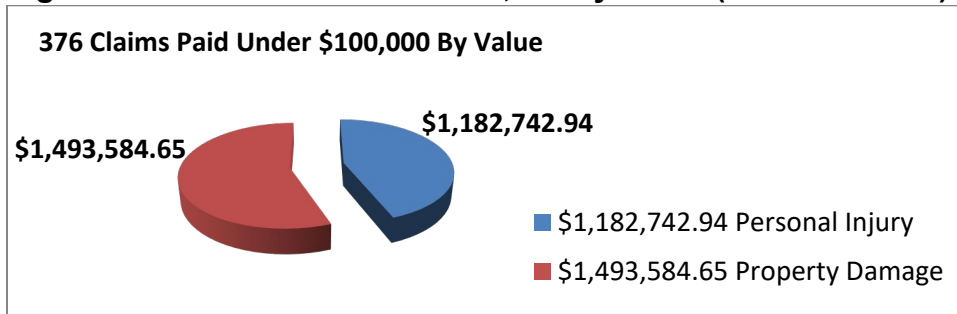


Table 1 - Claims Paid over \$100,000 - Q1 to Q4 2024

Department	Category	Claim Type	Net City Cost
Emergency and Protective Services	Bodily/Personal Injury	City Vehicle Hitting Pedestrian/Cyclist-AB	\$105,182.90
Emergency and Protective Services	Bodily/Personal Injury	Other Third Party Bodily Injury	\$374,580.23
Public Works	Bodily/Personal Injury	Fallen Trees/Branches	\$602,796.60
Public Works	Bodily/Personal Injury	Third Party MVA-Ice/Snow Accumulation	\$235,084.62
Public Works	Bodily/Personal Injury	Slip and Fall	\$112,926.08
Public Works	Bodily/Personal Injury	Slip and Fall	\$100,183.00
Public Works	Bodily/Personal Injury	Slip and Fall	\$151,014.12
Public Works	Bodily/Personal Injury	MVA-Accident Benefits	\$185,207.62
Recreation, Cultural and Facility Services	Bodily/Personal Injury	Trip and Fall	\$142,166.15
Transit Services	Bodily/Personal Injury	City Vehicle Hitting Pedestrian/Cyclist	\$3,011,468.83
Transit Services	Bodily/Personal Injury	City Vehicle Hitting Pedestrian/Cyclist-AB	\$526,010.32

Transit Services	Bodily/Personal Injury	Losses Onboard City Vehicle	\$100,000.00
Transit Services	Bodily/Personal Injury	Losses Onboard City Vehicle	\$155,000.00
Emergency and Protective Services	Bodily/Personal Injury	City Vehicle Hitting Pedestrian/Cyclist	\$703,919.33
Public Works	Bodily/Personal Injury	Slip and Fall	\$102,220.30
Public Works	Bodily/Personal Injury	Slip and Fall	\$201,730.80
Public Works	Bodily/Personal Injury	Slip and Fall	\$100,000.00
Transit Services	Bodily/Personal Injury	City Vehicle Hitting Pedestrian/Cyclist-AB	\$945,928.36
Transit Services	Bodily/Personal Injury	City Vehicle Hitting Pedestrian/Cyclist	\$1,738,732.49
Transit Services	Bodily/Personal Injury	MVA-Accident Benefits	\$296,440.43
Transit Services	Bodily/Personal Injury	MVA-City and Third Party Vehicle	\$1,504,865.72
Transit Services	Bodily/Personal Injury	City Vehicle Hitting Pedestrian/Cyclist	\$836,281.34
Transit Services	Bodily/Personal Injury	MVA, City and Third Party Vehicle	\$202,360.60
		Total:	\$12,434,099.50

Corporate Commercial / Planning, Development and Real Estate / Municipal and Regulatory

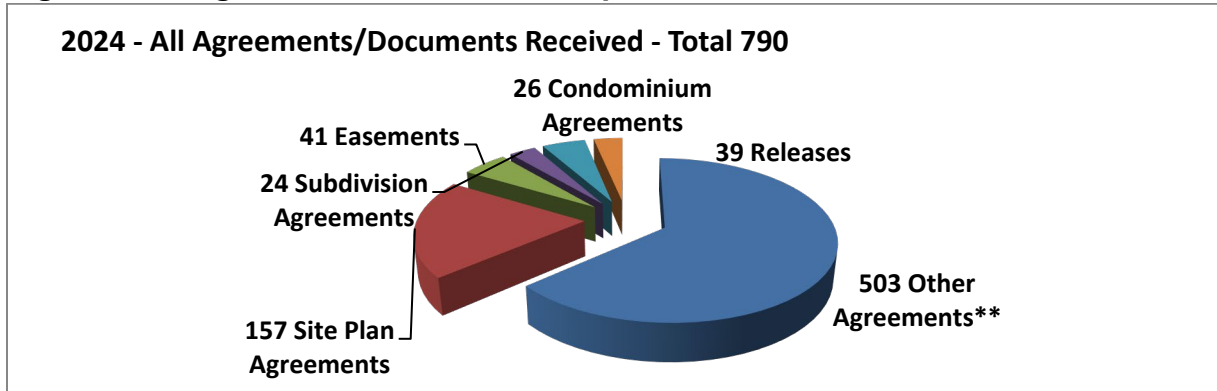
Table 2 General Agreements and Contracts – Metrics

General Agreement/Contract Type	Routine	Moderately Complex	Complex	Total
Agreements and Contracts Reviewed/Drafted	595	580	86	1,261
Reports Reviewed/Drafted	163	68	21	252
Real Estate Purchases and Sales	29	6	0	35
Tax Sale Registrations, Property Standards Orders	74	9	1	84
By-laws Reviewed/Drafted	216	69	16	301
Construction Lien Payments Reviewed / Processed	489	n/a	n/a	489

Planning and Development

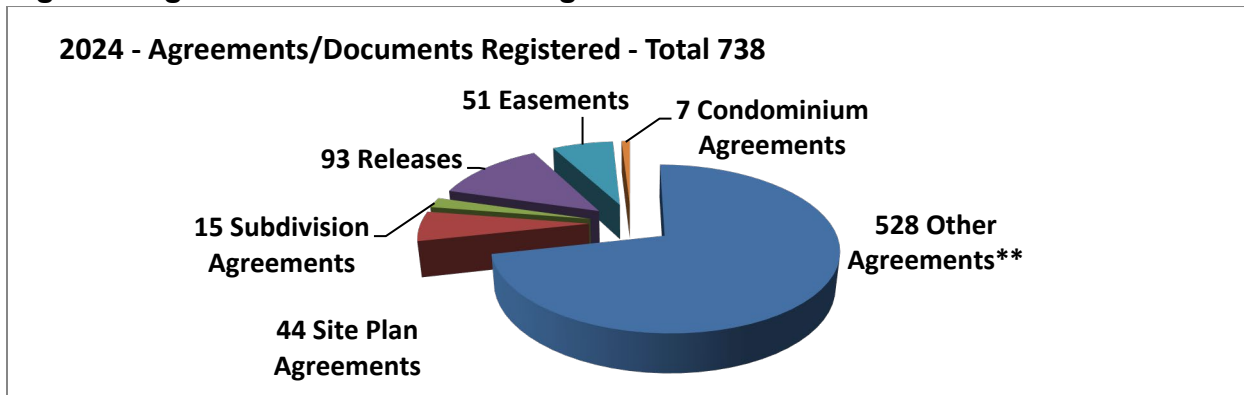
In 2024, 790 individual agreements and document requests were received by the Development Law Unit for drafting and registration. A summary is set out below in Figure 8 (by type).

Figure 8 All Agreements/Document Requests Received – Total



The Development Law Unit also completed registration on 738 individual agreements and documents in 2024. A summary is set out below in Figure 9 (by type).

Figure 9 Agreements/Documents Registered - Total



*Stats shown in Figures 8 and 9 do not include work related to by-laws.

**There are 17 different agreement types that fall under 'Other'.