



Residential Dwelling Approval Pipeline

YTD 2024: January - December

The following includes both housing approvals and dwellings in the construction process and excludes double-counting of units approved through multiple application types at the same location



OP and Zoning Approvals

Dwellings granted land use permissions through Official Plan or Zoning By-law Amendments

10,570 dwellings
10 affordable dwellings



All Other Approvals

Dwellings approved through Plan of Subdivision, Plan of Condominium, Site Plan Control, Minor Variance, and Severance Applications

11,630 dwellings
132 affordable dwellings



Building Permits

Net dwellings* issued building permits. Includes approved and as-of-right dwellings

10,610 dwellings
469 affordable dwellings

Source: City of Ottawa, Development Applications and Building Permits
*Net dwellings = dwellings issued building permits minus dwellings issued demolition permits



Starts

Dwellings where construction work has begun

6,800 dwellings



Completions

Dwellings where all proposed construction work is now complete

8,794 dwellings
281 affordable dwellings

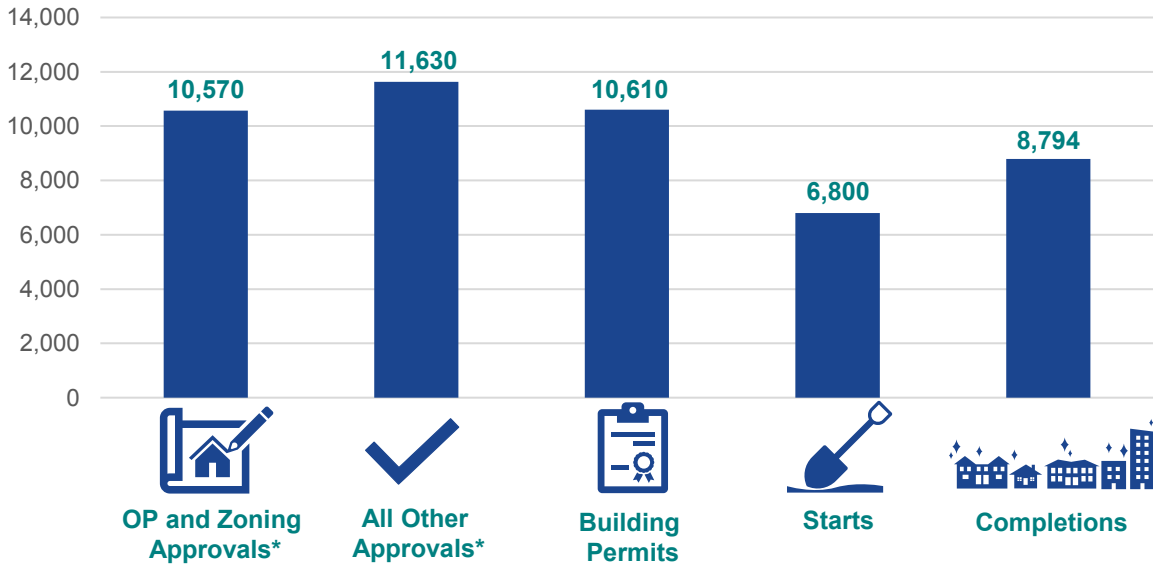
Source: Canada Mortgage and Housing Corporation (CMHC) Housing Market Information Portal for the city of Ottawa geography
Not-for-profit dwellings: Housing owned and/or operated by a not-for-profit or charitable housing organization that has received funding through the City of Ottawa from municipal, provincial, and/or federal funding programs.

Source: City of Ottawa and CMHC data


Dwelling Type	OP and Zoning Approvals*	All Other Approvals*	Building Permits	Starts	Completions
Single	499	360	1,021	1,104	1,282
Semi	4	120	160	108	109
Row	1,025	1,147	1,845	1,911	2,052
Apt	9,042	10,003	7,584	3,677	5,351
Total	10,570	11,630	10,610	6,800	8,794

*Excludes double-counting of units approved through multiple application types at the same location

Source: City of Ottawa and CMHC data



Building Faster Fund Housing Supply Progress



Annual target of 12,583 dwellings

Measured in CMHC housing starts¹ + additional residential units² + long term care beds

¹ Source: CMHC Housing Market Information Portal for the city of Ottawa geography; ² Source: CMHC Residential Conversions and Demolitions Statistics
Definitions: [ottawa.ca](#)

Note: Since the province's [Housing Tracker website](#) is only updated till October 2024, the data for November and December is taken from [CMHC starts](#) and [CMHC Conversions/ADU data](#). Additionally, please note that the City did not receive any Long-Term Care permits for the months of November and December.

Housing Accelerator Fund Progress towards Building Permits Target



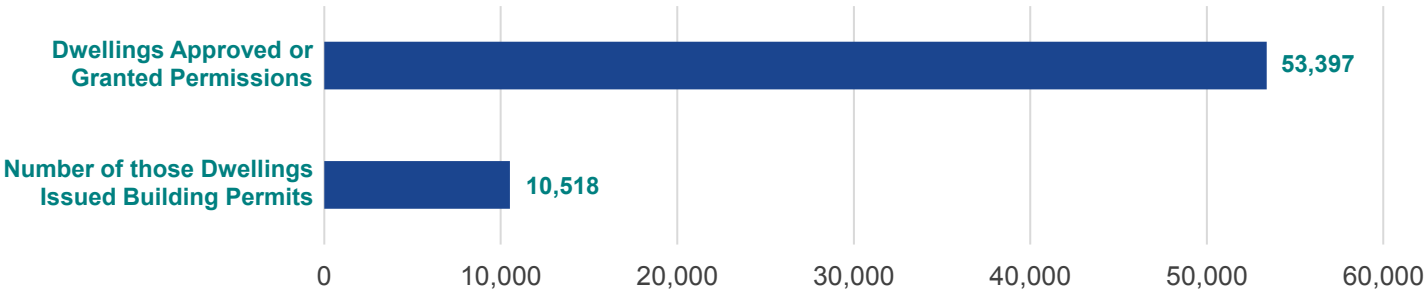
Annual target of 12,500 new dwellings

Measured in net new dwelling units issued building permits

Source: City of Ottawa Building Permits
Definitions: [ottawa.ca](#)

Development Applications issued Building Permits Cumulative Count: Q1 2023 to Q4 2024

Estimate of dwellings in the pipeline that were granted permissions or approved and whether building permits have been issued following approval (tracked since January 2023 to December 2024):



Of the approved and permitted 53,397 dwellings since Q1 2023, only 10,518 units or 19.7 per cent have been issued building permits as of Q4 2024.