

# Ottawa Regulatory Report

## User Profiles

Lime does not collect this information due to privacy reasons. As part of our year end survey, we do provide our riders an opportunity to anonymously self-report this type of demographic information.

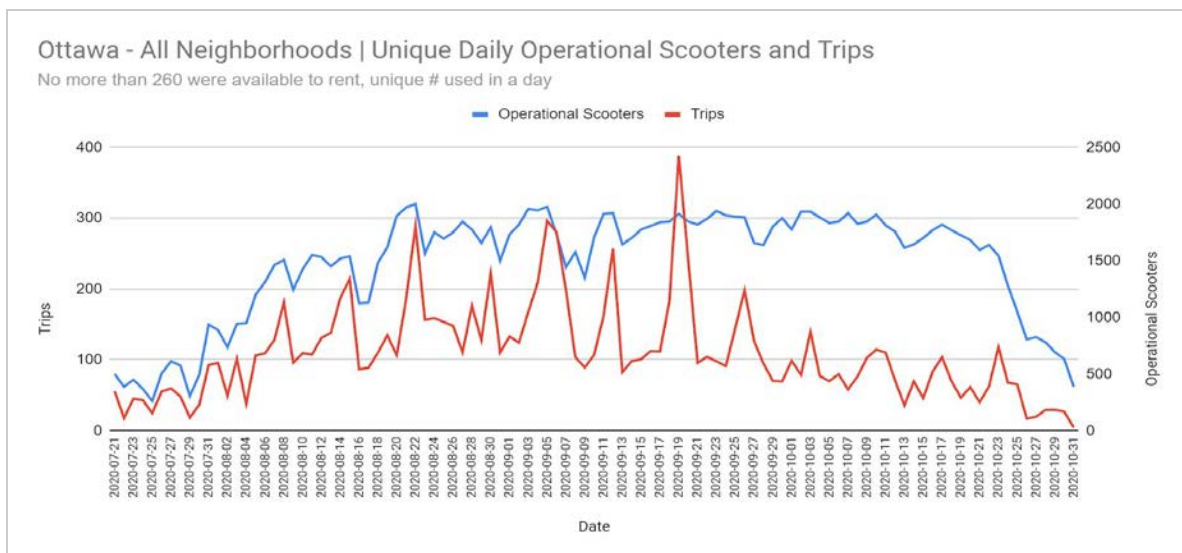
## E-scooter Availability

### Availability & Utilization

After the launch of our activities on July 21, 2020, we experienced sustained demand through August and September, with both months representing 77% of our total trips. During this period, ridership was primarily driven by favourable weather conditions and higher availability of our fleet as we ramped up our operations. In other other words, demand consistently increased along with supply.

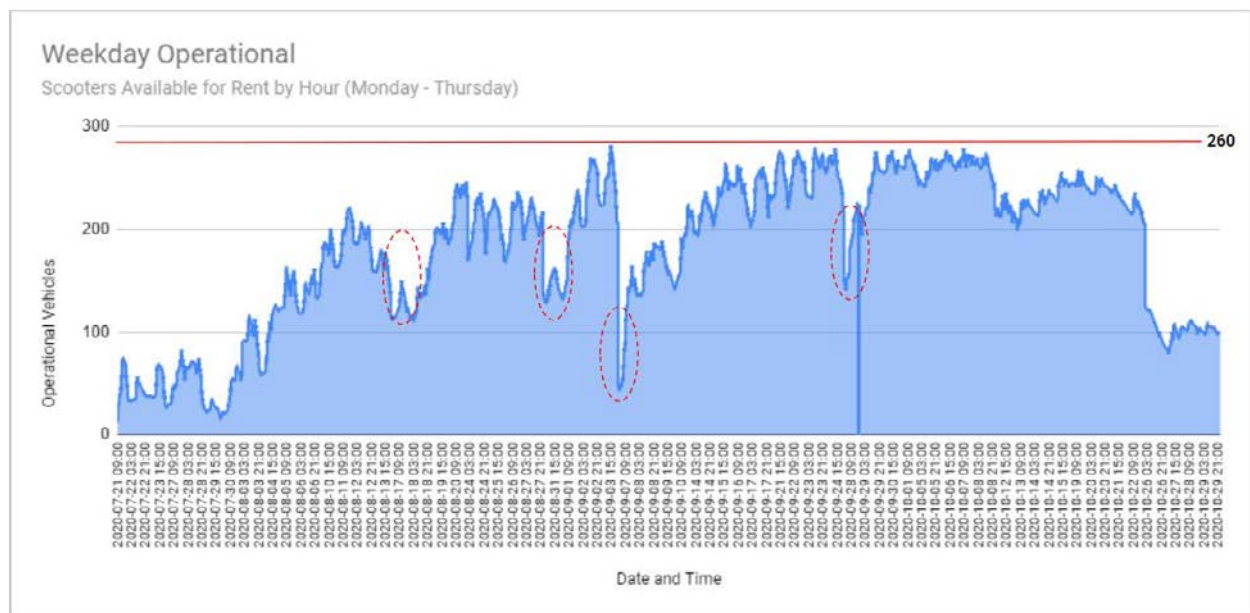
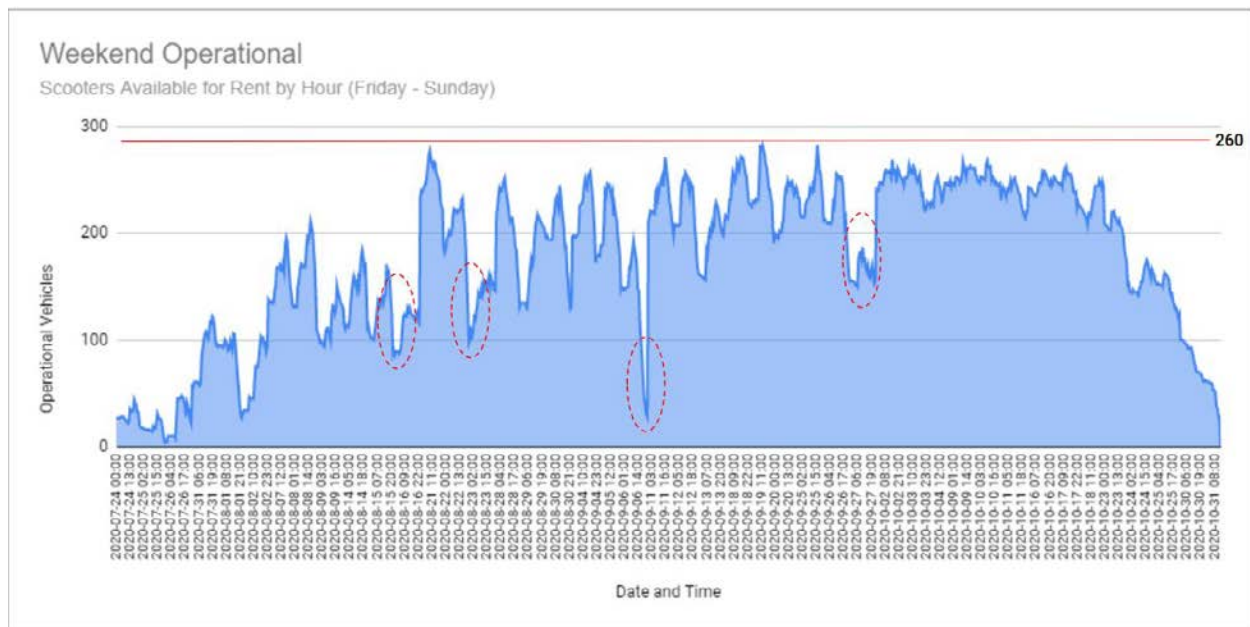
Weekend demand in Ottawa was on average ~2x higher than during weekdays, with spikes during days with temperatures above average for the season.

We observed a reduction in ridership through October as temperatures dropped. Demand shrank towards the end of October as a result of a reduction in our operational fleet in preparation for the end of the pilot.



## Weekend & Weekday Operational

Demand for Lime e-scooters in Ottawa consistently exceeded the supply. On an hourly basis, the number of operational scooters was systematically well below our operational cap. This trend was accentuated during weekends when demand is typically higher. Based on the this, as well as Ottawa's scooter to population ratio compared to other cities, we believe that during the pilot the market was undersupplied.



## Neighborhoods

Centertown and Sandyhill were the busiest neighborhoods, accounting for over ~65% of trips. See [Appendix](#) for a neighbourhood breakdown of trips, users, and operational vehicles per day.

Neighbourhood	Trips	% of trips	% of scooters	Riders	% of riders
Ottawa - All Neighborhoods	<b>70,467*</b>			<b>19,464*</b>	
Centretown	32,632	46.31%	62.93%	9,981	40.44%
Sandy Hill	13,062	18.54%	34.37%	8,635	34.99%
Byward Market	11,963	16.98%	30.45%	2,874	11.65%
West Centertown	3,752	5.32%	15.14%	1,460	5.92%
Lowertown	1,537	2.18%	8.52%	199	0.81%
Hintonburg - Mechanicsville	1,220	1.73%	5.14%	783	3.17%
Lebreton	432	0.61%	3.05%	568	2.30%
Island Park - Wellington Village	185	0.26%	1.36%	180	0.73%

\* Total trips numbers do not add up due to trips outside neighbourhood fences set in our system.

\* Total unique riders is not a sum of neighborhood counts. Neighborhood totals will count a rider two or more times if the rider operated in two or more neighborhoods. The "Total, All Neighborhoods" is a count of total unique riders in Ottawa.

## Deployments

The pillar of our deployment strategy was serving areas in which we believed we could offer more connectivity and drive visits to local businesses. Our key areas of deployment included Queen Street, Lyon Street, Bank Street, Wellington Street, Elgin Street, Somerset Street, and Laurier Avenue.



## Parking & Ridership

We saw an average of 3 trips per vehicle day and a total average trip time of ~15 min, with both figures confirming the strong adoption of e-scooters in Ottawa.

The average time between trips or scooter idle time is influenced by external factors such as time of day, weather, and events. Median and average parking time between trips on a 24-hour basis progressively increased through September and October as trip time shortened.

Month	Average Ride Time [Minutes]	Trips / Scooter / Day	Median Time between Trips [Minutes] 24 hour basis	Average Time between Trips [Minutes] 24 hour basis
July	19.3	3.53	63	735
August	17.7	3.55	73	455
September	13.4	3.30	80	502
October	11.3	1.72	207	868

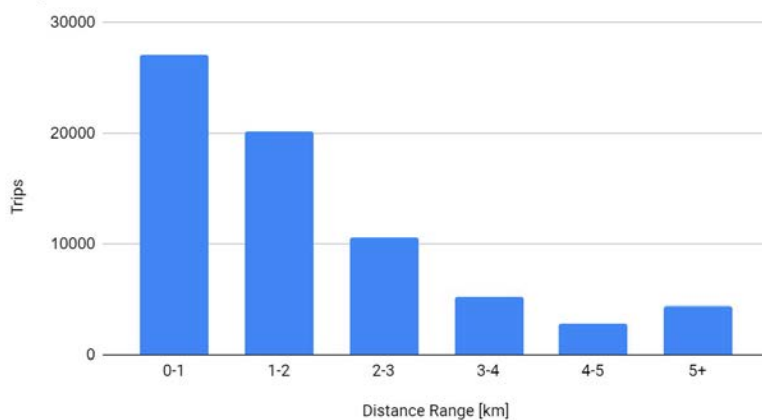




## Distance travelled from the initial e-scooter

The distance travelled since the launch of the Lime e-scooters totalled 134 417 km with over 43% of trips being from 1.0 to 3.0 km and riders travelling on average 2.0 km.

Trip Distance Distribution



## Trip Data

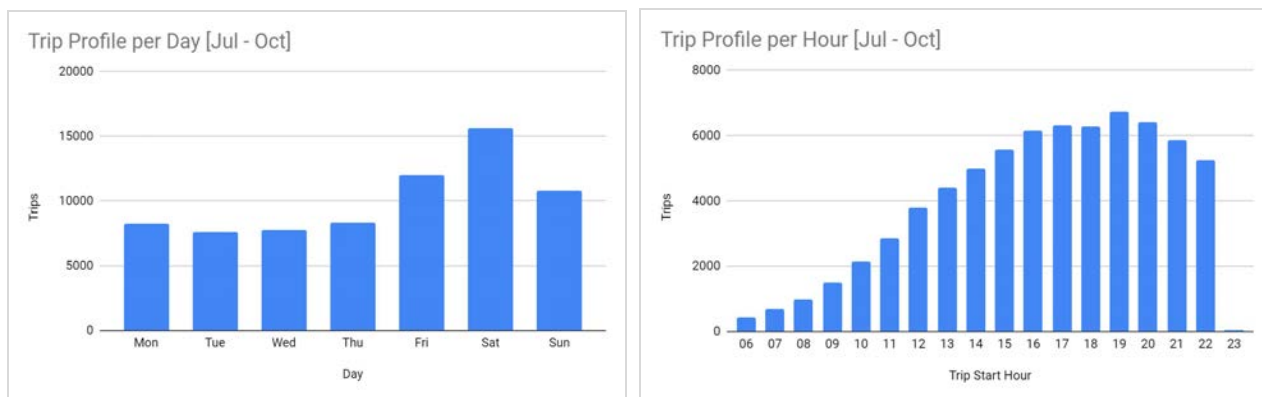
### Overview

	July	August	September	October	Total
Average Distance [km]	2.6	2.2	1.8	1.6	2.0
Total Distance [km]	8,056	56,440	49,671	20,248	134,417
Number of Trips	3,113	25,999	28,379	12,976	70,467
Unique Riders	1,618	9,631	8,672	4,076	19,464
Trips per Unique Rider	1.9	2.7	3.3	3.2	3.6
Pass Usage [% of Total Trips]*	-	1.9%	16.9%	16.9%	10.5%
Number of Paid Trips	3,015	24,989	24,372	11,575	63,951

\*Including daily and monthly passes.

## Trip Profile

Residents most frequently used e-scooters over the weekend (~55% of trips) and primarily in the afternoon and evening (~52% of trips).



	July	August	September	October
Avg. Trips Hour	16	47	53	23
Avg. Trips Day	283	839	946	417

Note: Trips per Hour based on 18 operational hours.

## Reported Incidents

---

### Incidents

We have had no confirmed safety incidents and received 116 parking complaints as of October 31, 2020.

### Vandalism

We had 17 scooters impacted by vandalism and theft with 13 occurring in August, 10 occurring in September, and 11 occurring in October.

## Education & Outreach

---

### Lime Patrol

To improve e-scooter parking and enhance rider education, we launched Lime Patrol. Through the pilot, our team patrolled daily streets within our operational area with a primary focus on high-traffic zones (e.g. Rideau Street, Sussex Drive, Queen Street, Bank Street, Elgin Street, amongst others). Key activities of Lime patrol included:

- **Fixing Parking:** Immediate remedy of misparked vehicles identified during proactive patrols.
- **Education & norms:** Inform riders of parking and riding rules.
- **Customer service:** Help new users to access the system.





## Number of Tasks Completed by Lime Patrol and Operations Team

The numbers below represent a combination of rider outreach, scooters re-parked, or scooters retrieved for maintenance.

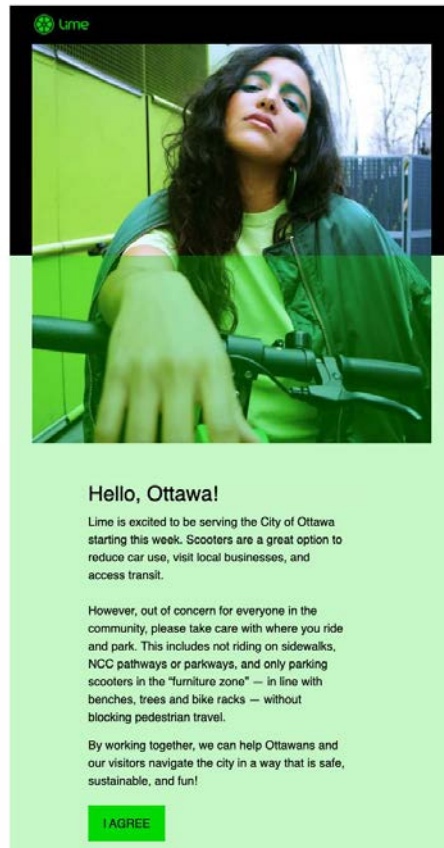
	July*	August*	September	October	Total
Tasks Completed	64	542	742	462	1,810

*\*Revised data vs. 8-week report.*

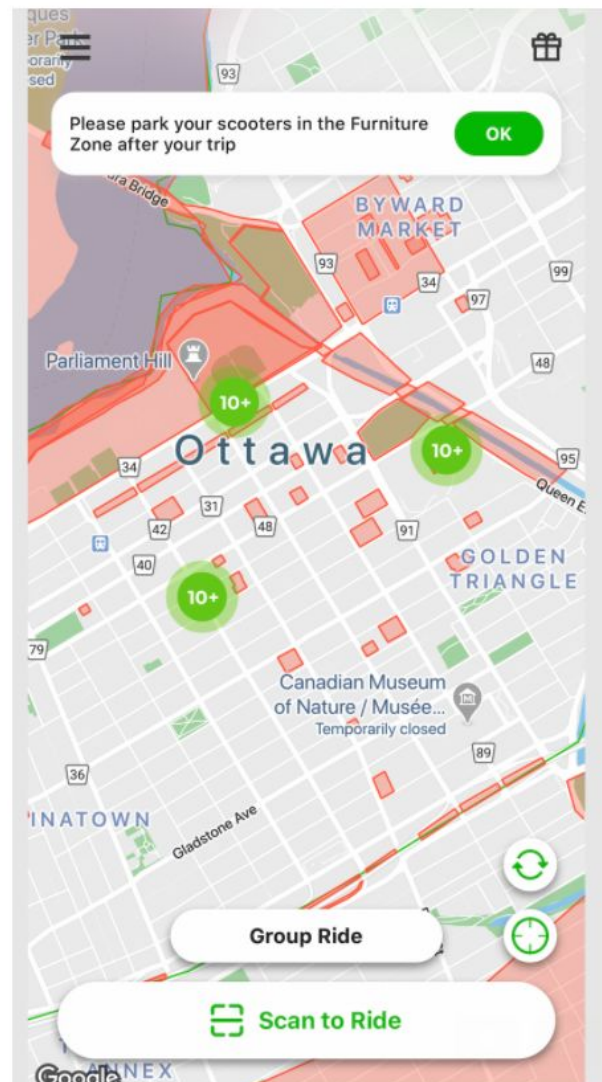
## Digital Education

Our digital strategy included a mix of email and in-app education. Through the season campaigns dedicated to parking, riding rules and safety under the ongoing pandemic totalled more than 53,000 impressions.

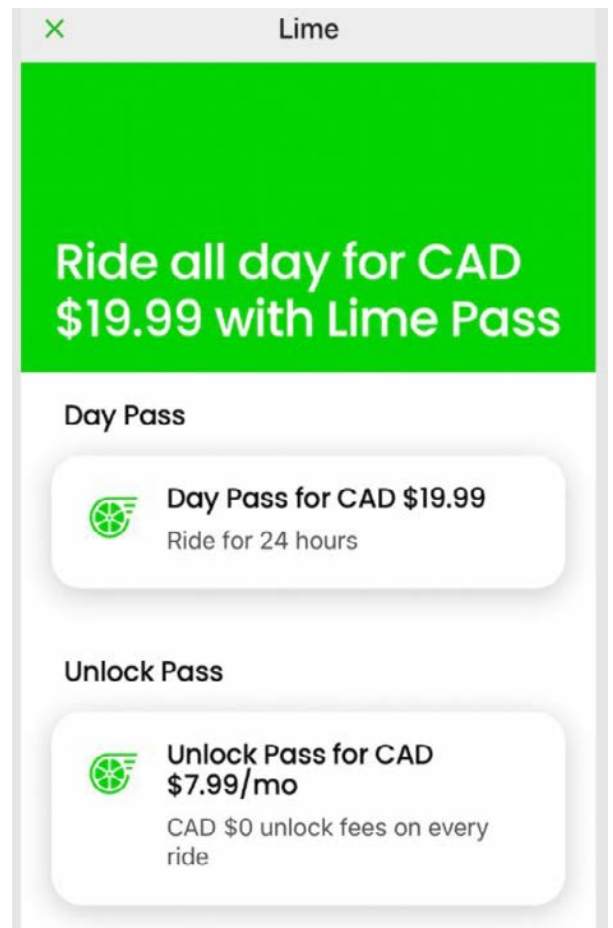
### Emails

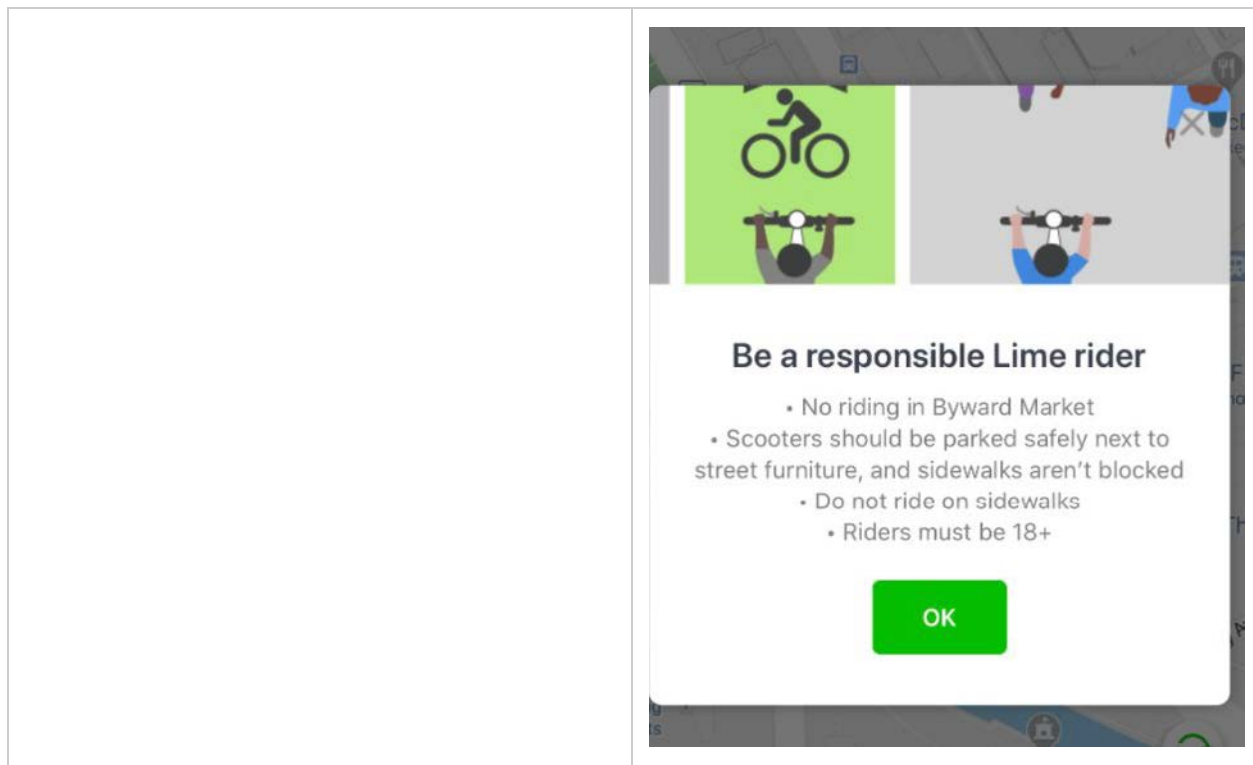


## In-App Messages



## In-App Messages

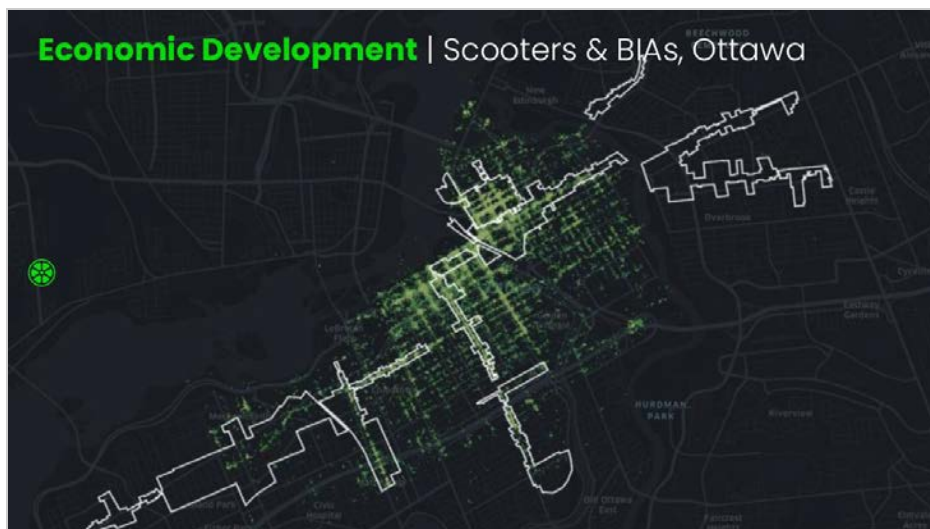




### BIA & Councilor Engagement

We have engaged regularly with BIAs, city councillors, the accessibility advisory committee and other community members.

This included a presentation to citywide BIAs and brainstorming of future collaborations that can support local businesses.



We also presented to the Accessibility Advisory Committee, including the educational “Scoot Smart, Canada” video that Lime released to increase rider awareness and empathy for other right of way users in Ottawa. The below screen grab is from the video that was distributed to all Ottawa riders.



#### Staff Engagement

- Free rider accounts for staff + Sergeant looking to use Lime e-scooters.
- Provided e-scooters to demonstrations and ensured trips were refunded.

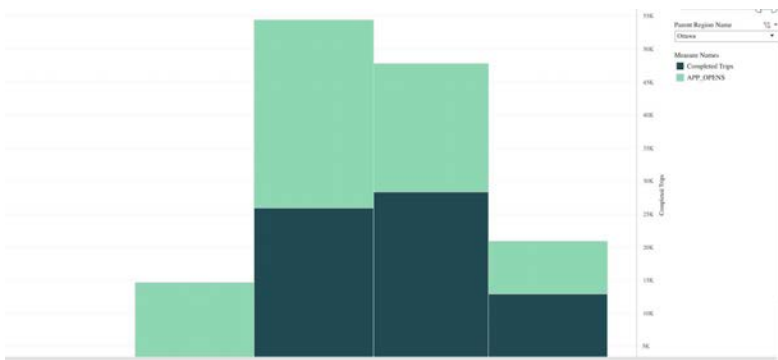
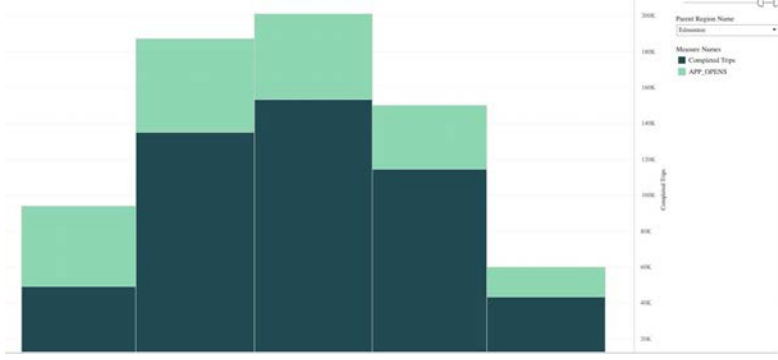


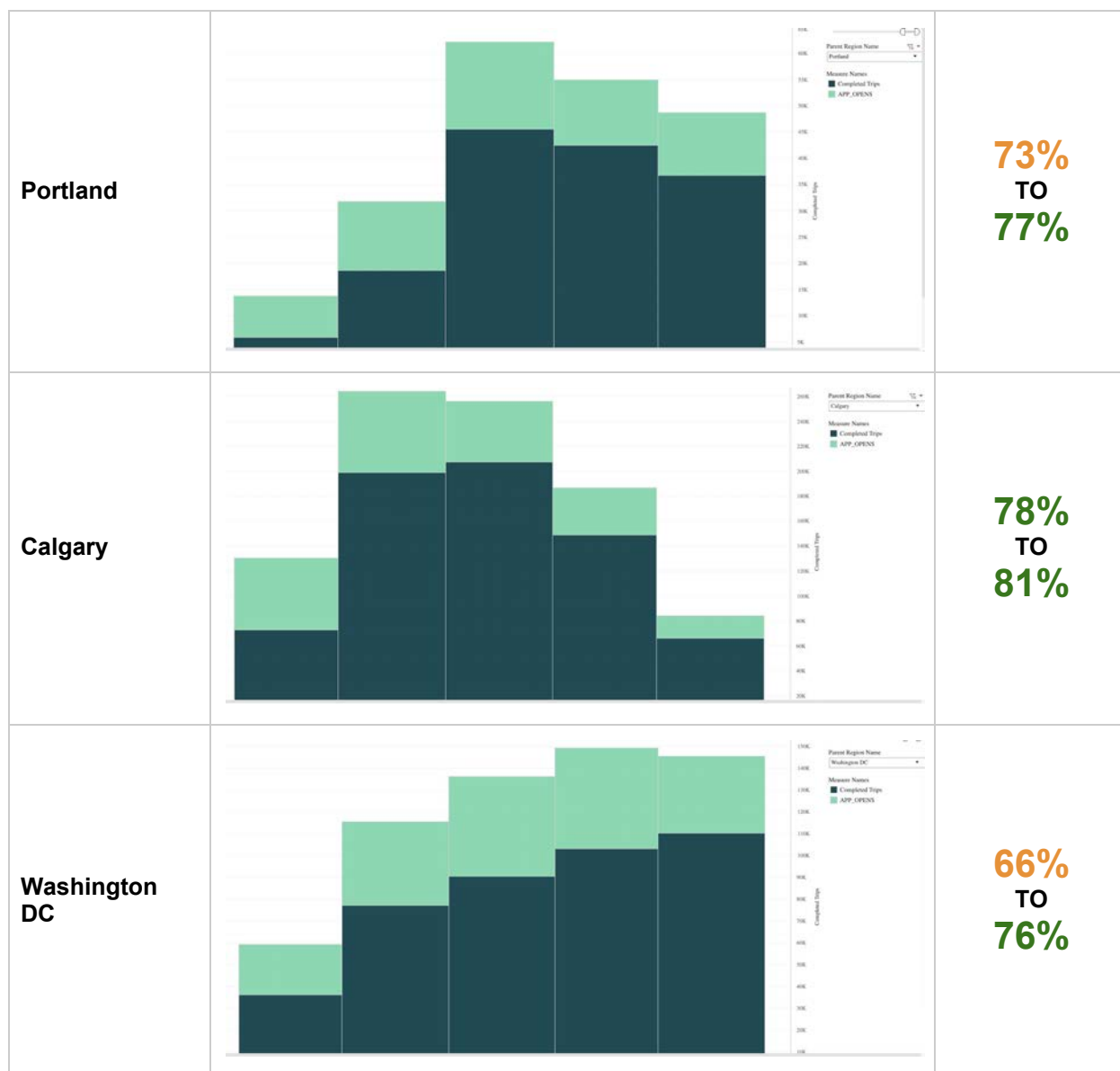
## Recommendations

As we highlighted earlier in our 8-week report, we believe that Ottawa was undersupplied compared to other comparable Canadian and American markets.

On a constant fleet, demand grew by 9% from August to September (usually our peak months), and this on an operational zone covering 14.3 km and under COVID-19 restrictions. However, our trip conversion rate versus the number of distinct app sessions shows that demand significantly outstripped supply. A healthy market will see a 75% conversion rate, driven largely by a healthy fleet (charged and available) with proximate vehicles.

The chart below illustrates that **through the pilot Lime served less than half of the total potential demand based upon app opens. In Ottawa, if there is a scooter within 100m at app open, it is 50% likely or better that a user will take a trip.**

City	Monthly Conversion Chart*	Min Max Conversion Aug Oct
Ottawa		<p><b>47%</b> TO <b>62%*</b></p> <p><i>*Lowest in high demand months</i></p>
Edmonton		<p><b>72%</b> TO <b>76%</b></p>



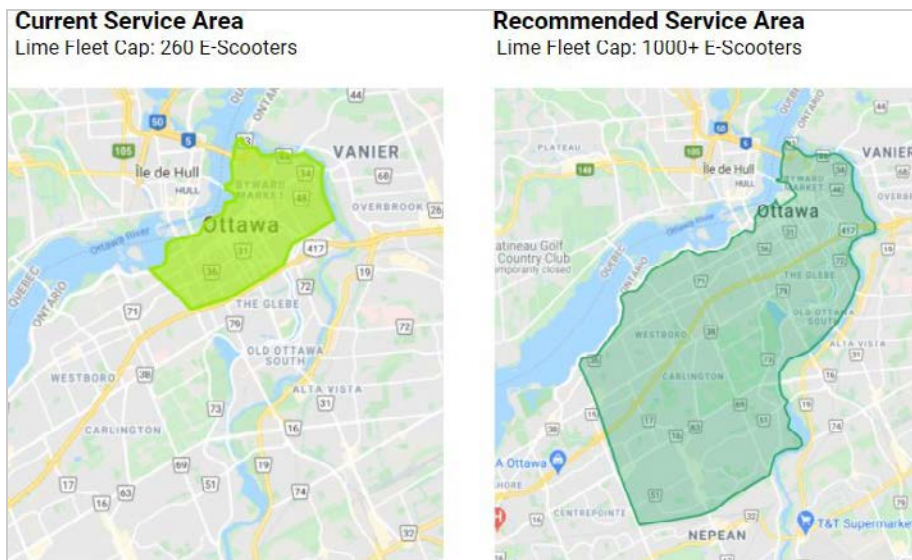
\*Total trips completed per month in dark green compared to total unique app opens in light green.

Fundamentally, this undersupply creates an unreliable user experience similar to trying to hail an Uber or Lyft in Ottawa in the month of July, but only being able to find a car within a reasonable pickup time 47% of the time, or only having the O-Train arrive on time 47% of the time. This lack of reliability undermines the ability of residents to **depend** on scooters as a clean alternative to cars and increases odds that people will take their car instead of using a scooter plus transit to commute or get to dinner. Therefore, it is in the best interests of the city to expand the service area and fleet of scooters to be more in line with other comparable cities shown below.

City	Population*	Fleet Cap	E scooters per 1,000 people
Ottawa (current)	934,243 (2016)	600	0.64
<b>Ottawa (recommended)</b>	<b>934,243 (2016)</b>	<b>2,000 - 3,000</b>	<b>2.1 - 3.7</b>
Edmonton	932,546 (2016)	2,800	3.00
Portland	653,115 (2018)	3,300	5.05
Calgary	1,239,220 (2016)	2,800	2.25
Washington DC	684,498 (2018)	10,000	<b>14.61</b> (larger tourism base similar to Ottawa)

\*Source: United States Census Bureau, Statistics Canada (2016 census).

In summary, we believe that Ottawa has an opportunity to increase its e-scooter fleet and offer to its residents at least 2 vehicles per 1,000 people (vs current 0.64 and 600 vehicles). This would mean 2,000 to 3,000 scooters in Ottawa, which would put Ottawa's fleet in line with Edmonton, a similar-sized Canadian city. In our experience, a higher available fleet increases reliability, stimulates ridership, and spurs visits to local businesses by tourists and residents.



## Appendix

<i>Date</i>	<i>Neighbourhood</i>	Trips	Vehicles	Riders
2020-07-21	Ottawa - All Neighborhoods	348	80	206
	Centretown	240	74	155
	Byward Market	32	17	22
	West Centertown	15	15	12
	Hintonburg - Mechanicsville	9	10	4
	Sandy Hill	7	13	5
	Lowertown	3	5	3
	Island Park - Wellington Village	1	0	1
2020-07-22	Ottawa - All Neighborhoods	111	62	77
	Centretown	56	28	43
	Sandy Hill	12	16	12
	West Centertown	11	24	10
	Byward Market	10	9	8
	Lowertown	2	3	2
	Lebreton	1	1	1
	Hintonburg - Mechanicsville	1	2	1
2020-07-23	Ottawa - All Neighborhoods	283	72	173
	Centretown	168	56	112
	Byward Market	29	15	23
	Sandy Hill	27	22	19
	West Centertown	26	21	23
	Lebreton	4	5	4
	Lowertown	3	1	3
	Hintonburg - Mechanicsville	3	2	2
2020-07-24	Ottawa - All Neighborhoods	271	59	190
	Centretown	126	42	99
	Sandy Hill	42	18	34
	West Centertown	25	13	18
	Byward Market	23	17	22
	Hintonburg - Mechanicsville	6	3	5
	Lebreton	2	5	2
	Island Park - Wellington Village	2	2	2
2020-07-25	Lowertown	1	1	1
	Ottawa - All Neighborhoods	154	42	119

2020-07-26	Centretown	77	29	59
	Byward Market	25	13	20
	West Centertown	12	12	11
	Sandy Hill	12	10	10
	Hintonburg - Mechanicsville	5	3	5
	Lowertown	2	2	2
	Lebreton	1	1	1
2020-07-27	Ottawa - All Neighborhoods	346	81	225
	Centretown	198	76	138
	Byward Market	69	31	57
	Sandy Hill	34	21	31
	West Centertown	19	15	17
	Lowertown	8	6	7
	Lebreton	2	2	2
2020-07-28	Hintonburg - Mechanicsville	0	2	0
	Ottawa - All Neighborhoods	373	98	233
	Centretown	222	79	149
	Byward Market	41	27	34
	Sandy Hill	38	22	28
	West Centertown	24	32	19
	Hintonburg - Mechanicsville	4	6	3
2020-07-29	Lebreton	3	7	2
	Lowertown	0	4	0
	Ottawa - All Neighborhoods	302	92	207
	Centretown	140	58	103
	Byward Market	51	24	41
	West Centertown	48	27	33
	Sandy Hill	23	18	20
2020-07-29	Lebreton	3	11	3
	Hintonburg - Mechanicsville	2	3	2
	Lowertown	1	1	1
	Ottawa - All Neighborhoods	116	49	80
	Centretown	48	29	37
	Byward Market	32	12	25
	Sandy Hill	6	9	6
2020-07-29	West Centertown	4	5	2
	Lebreton	2	4	2
	Lowertown	1	1	1
	Island Park - Wellington Village	1	1	1
	Hintonburg - Mechanicsville	0	2	0



2020-07-30	Ottawa - All Neighborhoods	229	79	144
	Centretown	144	67	99
	Byward Market	41	17	25
	Sandy Hill	14	15	13
	Lowertown	5	5	4
	West Centertown	4	7	4
	Hintonburg - Mechanicsville	2	5	2
	Lebreton	0	2	0
2020-07-31	Ottawa - All Neighborhoods	580	150	382
	Centretown	333	130	226
	Byward Market	83	43	70
	West Centertown	63	40	41
	Sandy Hill	51	36	46
	Hintonburg - Mechanicsville	7	11	6
	Lowertown	3	10	3
	Lebreton	1	6	1
2020-08-01	Island Park - Wellington Village	1	2	1
	Ottawa - All Neighborhoods	598	142	376
	Centretown	240	90	184
	Byward Market	136	64	94
	Sandy Hill	87	53	66
	West Centertown	43	36	35
	Lowertown	14	11	12
	Lebreton	9	12	7
2020-08-02	Hintonburg - Mechanicsville	9	7	8
	Island Park - Wellington Village	3	3	2
	Ottawa - All Neighborhoods	308	118	202
	Centretown	156	67	111
	Byward Market	62	37	43
	Sandy Hill	38	37	30
	West Centertown	19	35	15
	Lowertown	10	8	8
2020-08-03	Lebreton	6	3	5
	Hintonburg - Mechanicsville	6	9	4
	Island Park - Wellington Village	1	1	1
	Ottawa - All Neighborhoods	633	151	395
	Centretown	270	104	184
	Byward Market	123	63	95
	West Centertown	76	49	50
	Sandy Hill	66	34	46

2020-08-04	Lowertown	27	21	16
	Hintonburg - Mechanicsville	10	10	9
	Lebreton	2	6	2
	Ottawa - All Neighborhoods	237	152	153
	Centretown	88	57	62
	Byward Market	54	33	40
	Sandy Hill	29	35	28
	West Centertown	27	42	18
	Hintonburg - Mechanicsville	11	18	10
2020-08-05	Lowertown	7	17	5
	Island Park - Wellington Village	0	2	0
	Ottawa - All Neighborhoods	664	192	379
	Centretown	269	118	181
	Byward Market	123	70	81
	Sandy Hill	96	62	68
	West Centertown	54	63	38
	Hintonburg - Mechanicsville	31	25	21
	Lowertown	27	23	18
2020-08-06	Lebreton	2	3	2
	Island Park - Wellington Village	0	1	0
	Ottawa - All Neighborhoods	684	210	406
	Centretown	266	124	190
	Byward Market	163	74	108
	West Centertown	100	81	68
	Sandy Hill	66	55	47
	Hintonburg - Mechanicsville	26	24	21
	Lowertown	11	14	10
2020-08-07	Lebreton	4	5	3
	Island Park - Wellington Village	2	6	2
	Ottawa - All Neighborhoods	803	234	539
	Centretown	345	140	254
	Byward Market	142	72	112
	Sandy Hill	102	72	79
	West Centertown	96	85	72
	Lowertown	24	22	21
	Hintonburg - Mechanicsville	20	16	16
2020-08-08	Lebreton	11	11	9
	Island Park - Wellington Village	2	3	2
	Ottawa - All Neighborhoods	1132	241	737
	Centretown	524	157	368

2020-08-09	Byward Market	210	96	158
	West Centertown	146	76	115
	Sandy Hill	100	70	80
	Hintonburg - Mechanicsville	28	30	24
	Lowertown	26	22	17
	Lebreton	7	12	7
	Island Park - Wellington Village	1	6	1
2020-08-10	Ottawa - All Neighborhoods	601	199	360
	Centretown	254	121	168
	Byward Market	144	75	104
	Sandy Hill	88	73	67
	West Centertown	29	31	25
	Hintonburg - Mechanicsville	13	16	9
	Lowertown	11	14	11
2020-08-11	Lebreton	4	8	4
	Island Park - Wellington Village	3	6	2
	Ottawa - All Neighborhoods	684	228	384
	Centretown	327	170	199
	Byward Market	154	81	111
	Sandy Hill	109	69	76
	West Centertown	22	24	19
2020-08-12	Hintonburg - Mechanicsville	14	13	13
	Lowertown	5	9	5
	Lebreton	4	9	4
	Island Park - Wellington Village	2	4	2
	Ottawa - All Neighborhoods	673	248	394
	Centretown	309	179	202
	Byward Market	139	75	101
2020-08-13	Sandy Hill	81	71	64
	West Centertown	41	46	32
	Lowertown	23	25	14
	Hintonburg - Mechanicsville	18	12	12
	Lebreton	5	20	5
	Island Park - Wellington Village	1	3	1
	Ottawa - All Neighborhoods	821	245	493
2020-08-14	Centretown	431	185	279
	Byward Market	120	74	84
	Sandy Hill	86	60	69
	West Centertown	63	52	51
	Lowertown	20	29	13

2020-08-13	Hintonburg - Mechanicsville	13	12	11
	Lebreton	7	15	7
	Island Park - Wellington Village	1	3	1
	Ottawa - All Neighborhoods	864	232	528
	Centretown	428	175	292
	Byward Market	176	88	122
	Sandy Hill	97	55	78
	West Centertown	38	32	30
	Lowertown	33	28	25
2020-08-14	Hintonburg - Mechanicsville	12	13	8
	Lebreton	7	12	6
	Island Park - Wellington Village	3	4	3
	Ottawa - All Neighborhoods	1171	243	683
	Centretown	590	190	374
	Byward Market	261	101	174
	Sandy Hill	101	73	86
	West Centertown	82	57	59
	Lowertown	21	21	18
2020-08-15	Hintonburg - Mechanicsville	15	18	11
	Lebreton	8	15	6
	Island Park - Wellington Village	7	11	7
	Ottawa - All Neighborhoods	1339	246	823
	Centretown	618	194	420
	Byward Market	352	131	251
	Sandy Hill	137	83	103
	West Centertown	80	53	63
	Hintonburg - Mechanicsville	17	17	14
2020-08-16	Lowertown	14	16	13
	Island Park - Wellington Village	6	5	5
	Lebreton	4	7	3
	Ottawa - All Neighborhoods	543	180	343
	Centretown	274	111	178
	Byward Market	131	64	105
	Sandy Hill	44	54	36
	West Centertown	25	28	20
	Lowertown	14	18	8
2020-08-17	Hintonburg - Mechanicsville	5	5	5
	Lebreton	1	2	1
	Island Park - Wellington Village	0	4	0
	Ottawa - All Neighborhoods	554	181	339

2020-08-18	Centretown	267	118	168
	Byward Market	104	68	85
	Sandy Hill	80	57	66
	West Centertown	33	32	27
	Lowertown	10	24	8
	Lebreton	8	6	5
	Hintonburg - Mechanicsville	8	10	4
	Island Park - Wellington Village	1	2	1
	Ottawa - All Neighborhoods	688	237	440
2020-08-19	Centretown	298	136	198
	Byward Market	184	94	132
	Sandy Hill	84	72	74
	West Centertown	37	37	31
	Lowertown	19	37	17
	Hintonburg - Mechanicsville	12	10	9
	Lebreton	5	9	4
	Island Park - Wellington Village	2	2	2
	Ottawa - All Neighborhoods	843	259	514
2020-08-20	Centretown	366	196	255
	Byward Market	173	77	119
	Sandy Hill	123	98	94
	West Centertown	45	55	36
	Lowertown	39	44	30
	Hintonburg - Mechanicsville	12	15	11
	Lebreton	3	11	2
	Island Park - Wellington Village	2	1	2
	Ottawa - All Neighborhoods	665	303	420
2020-08-21	Centretown	335	206	212
	Sandy Hill	94	83	68
	Byward Market	93	70	78
	West Centertown	24	39	21
	Lowertown	19	29	16
	Hintonburg - Mechanicsville	19	20	15
	Island Park - Wellington Village	4	5	3
	Lebreton	3	6	3
	Ottawa - All Neighborhoods	1162	315	665
	Centretown	569	238	366
	Byward Market	268	105	176
	Sandy Hill	121	90	98
	West Centertown	91	80	59



2020-08-22	Hintonburg - Mechanicsville	22	20	19
	Lowertown	10	18	9
	Island Park - Wellington Village	9	12	7
	Lebreton	6	7	6
	Ottawa - All Neighborhoods	1807	320	1042
	Centretown	910	264	589
	Byward Market	345	140	240
	Sandy Hill	209	115	138
	West Centertown	130	72	101
	Hintonburg - Mechanicsville	56	31	42
2020-08-23	Island Park - Wellington Village	16	15	15
	Lowertown	12	10	12
	Lebreton	8	6	7
	Ottawa - All Neighborhoods	977	250	594
	Centretown	506	207	343
	Byward Market	195	98	139
	Sandy Hill	160	83	119
	West Centertown	33	25	25
	Lowertown	9	15	7
	Hintonburg - Mechanicsville	7	7	7
2020-08-24	Lebreton	1	7	1
	Island Park - Wellington Village	1	4	1
	Ottawa - All Neighborhoods	993	280	598
	Centretown	458	245	315
	Byward Market	297	128	192
	Sandy Hill	130	85	104
	West Centertown	17	22	17
	Lowertown	16	13	9
	Hintonburg - Mechanicsville	11	12	9
	Island Park - Wellington Village	4	5	3
2020-08-25	Lebreton	2	5	2
	Ottawa - All Neighborhoods	960	271	613
	Centretown	489	208	342
	Byward Market	219	115	159
	Sandy Hill	116	94	99
	West Centertown	36	41	30
	Lowertown	23	26	22
	Hintonburg - Mechanicsville	8	9	7
	Lebreton	3	4	3
	Island Park - Wellington Village	0	3	0

2020-08-26	Ottawa - All Neighborhoods	925	280	566
	Centretown	392	190	286
	Byward Market	219	134	147
	Sandy Hill	144	128	108
	West Centertown	43	36	32
	Lowertown	16	30	14
	Hintonburg - Mechanicsville	12	18	10
	Lebreton	7	14	6
	Island Park - Wellington Village	2	4	2
2020-08-27	Ottawa - All Neighborhoods	692	295	425
	Centretown	259	172	179
	Byward Market	158	111	109
	Sandy Hill	155	134	124
	West Centertown	26	28	19
	Lowertown	18	43	16
	Hintonburg - Mechanicsville	9	14	9
	Lebreton	1	8	1
	Island Park - Wellington Village	1	4	1
2020-08-28	Ottawa - All Neighborhoods	1100	284	686
	Centretown	502	191	342
	Sandy Hill	211	127	170
	Byward Market	190	98	145
	West Centertown	65	48	43
	Lowertown	32	35	25
	Hintonburg - Mechanicsville	11	12	10
	Lebreton	10	10	10
	Island Park - Wellington Village	6	9	4
2020-08-29	Ottawa - All Neighborhoods	802	265	455
	Centretown	507	204	303
	Sandy Hill	95	80	73
	Byward Market	95	80	66
	West Centertown	30	38	26
	Lowertown	8	22	7
	Island Park - Wellington Village	2	8	2
	Lebreton	0	3	0
	Hintonburg - Mechanicsville	0	5	0
2020-08-30	Ottawa - All Neighborhoods	1386	287	687
	Centretown	739	220	382
	Byward Market	255	114	168
	Sandy Hill	175	98	131

2020-08-31	West Centertown	52	48	38
	Lowertown	35	29	24
	Hintonburg - Mechanicsville	13	13	8
	Lebreton	7	12	7
	Island Park - Wellington Village	6	8	5
	Ottawa - All Neighborhoods	690	240	416
	Centretown	336	180	225
	Byward Market	158	67	105
	Sandy Hill	93	59	68
	West Centertown	26	29	21
2020-09-01	Lowertown	18	18	13
	Hintonburg - Mechanicsville	14	17	13
	Lebreton	8	11	8
	Island Park - Wellington Village	1	2	1
	Ottawa - All Neighborhoods	831	277	523
	Centretown	458	224	310
	Sandy Hill	153	101	118
	Byward Market	104	82	80
	West Centertown	33	27	23
	Lowertown	12	18	10
2020-09-02	Hintonburg - Mechanicsville	9	10	8
	Lebreton	1	2	1
	Island Park - Wellington Village	0	1	0
	Ottawa - All Neighborhoods	778	291	464
	Centretown	349	215	244
	Byward Market	168	93	111
	Sandy Hill	137	91	102
	West Centertown	38	33	35
	Lowertown	15	18	13
	Hintonburg - Mechanicsville	13	10	6
2020-09-03	Lebreton	3	6	3
	Island Park - Wellington Village	1	5	1
	Ottawa - All Neighborhoods	1049	313	617
	Centretown	492	228	336
	Sandy Hill	193	127	150
	Byward Market	177	105	117
	West Centertown	48	46	37
	Lowertown	31	30	24
	Hintonburg - Mechanicsville	15	18	11
	Lebreton	11	13	10

2020-09-04	Island Park - Wellington Village	5	5	5
	Ottawa - All Neighborhoods	1307	311	725
	Centretown	514	217	342
	Sandy Hill	295	140	180
	Byward Market	247	131	183
	West Centertown	56	46	45
	Lowertown	35	45	25
	Hintonburg - Mechanicsville	34	16	18
	Lebreton	5	14	4
2020-09-05	Island Park - Wellington Village	1	2	1
	Ottawa - All Neighborhoods	1850	316	910
	Centretown	986	245	529
	Sandy Hill	312	151	217
	Byward Market	281	129	203
	West Centertown	70	55	57
	Lowertown	31	34	29
	Hintonburg - Mechanicsville	17	17	14
	Lebreton	13	15	10
2020-09-06	Island Park - Wellington Village	8	8	5
	Ottawa - All Neighborhoods	1752	277	870
	Centretown	1033	215	523
	Byward Market	269	97	185
	Sandy Hill	187	86	138
	West Centertown	76	47	49
	Hintonburg - Mechanicsville	37	17	26
	Lebreton	19	13	17
	Lowertown	11	7	11
2020-09-07	Island Park - Wellington Village	2	4	2
	Ottawa - All Neighborhoods	1241	231	721
	Centretown	669	200	401
	Byward Market	278	102	189
	Sandy Hill	176	82	141
	West Centertown	19	19	17
	Lowertown	12	11	12
	Hintonburg - Mechanicsville	8	11	7
	Lebreton	1	6	1
2020-09-08	Island Park - Wellington Village	1	4	1
	Ottawa - All Neighborhoods	649	252	400
	Centretown	302	150	194
	Sandy Hill	168	101	117

2020-09-09	Byward Market	77	74	62
	Lowertown	17	17	13
	West Centertown	15	18	14
	Hintonburg - Mechanicsville	10	7	6
	Island Park - Wellington Village	3	6	3
	Lebreton	1	2	1
	Ottawa - All Neighborhoods	557	216	321
2020-09-10	Centretown	253	128	149
	Sandy Hill	143	94	104
	Byward Market	67	72	58
	West Centertown	23	30	18
	Lowertown	17	19	15
	Hintonburg - Mechanicsville	5	5	5
	Island Park - Wellington Village	3	1	3
2020-09-11	Ottawa - All Neighborhoods	670	273	403
	Centretown	292	192	211
	Sandy Hill	155	85	106
	Byward Market	95	78	70
	West Centertown	43	59	27
	Lowertown	21	18	15
	Hintonburg - Mechanicsville	9	12	9
2020-09-12	Island Park - Wellington Village	2	2	2
	Lebreton	1	5	1
	Ottawa - All Neighborhoods	1012	306	607
	Centretown	510	244	321
	Sandy Hill	164	92	132
	Byward Market	150	99	109
	West Centertown	80	70	56
2020-09-13	Hintonburg - Mechanicsville	13	18	11
	Lowertown	11	11	9
	Lebreton	10	10	9
	Island Park - Wellington Village	0	1	0
	Ottawa - All Neighborhoods	1606	307	881
	Centretown	858	247	500
	Sandy Hill	269	111	161
2020-09-14	Byward Market	197	96	155
	West Centertown	70	61	55
	Hintonburg - Mechanicsville	42	31	30
	Lowertown	32	25	21
	Lebreton	11	10	11
	Ottawa - All Neighborhoods	1606	307	881
	Centretown	858	247	500
2020-09-15	Sandy Hill	269	111	161
	Byward Market	197	96	155
	West Centertown	70	61	55
	Hintonburg - Mechanicsville	42	31	30
	Lowertown	32	25	21
	Lebreton	11	10	11
	Ottawa - All Neighborhoods	1606	307	881
2020-09-16	Centretown	858	247	500
	Sandy Hill	269	111	161
	Byward Market	197	96	155
	West Centertown	70	61	55
	Hintonburg - Mechanicsville	42	31	30
	Lowertown	32	25	21
	Lebreton	11	10	11
2020-09-17	Ottawa - All Neighborhoods	1606	307	881
	Centretown	858	247	500
	Sandy Hill	269	111	161
	Byward Market	197	96	155
	West Centertown	70	61	55
	Hintonburg - Mechanicsville	42	31	30
	Lowertown	32	25	21
2020-09-18	Lebreton	11	10	11
	Ottawa - All Neighborhoods	1606	307	881
	Centretown	858	247	500
	Sandy Hill	269	111	161
	Byward Market	197	96	155
	West Centertown	70	61	55
	Hintonburg - Mechanicsville	42	31	30
2020-09-19	Lowertown	32	25	21
	Lebreton	11	10	11
	Ottawa - All Neighborhoods	1606	307	881
	Centretown	858	247	500
	Sandy Hill	269	111	161
	Byward Market	197	96	155
	West Centertown	70	61	55
2020-09-20	Hintonburg - Mechanicsville	42	31	30
	Lowertown	32	25	21
	Lebreton	11	10	11
	Ottawa - All Neighborhoods	1606	307	881
	Centretown	858	247	500
	Sandy Hill	269	111	161
	Byward Market	197	96	155
2020-09-21	West Centertown	70	61	55
	Hintonburg - Mechanicsville	42	31	30
	Lowertown	32	25	21
	Lebreton	11	10	11
	Ottawa - All Neighborhoods	1606	307	881
	Centretown	858	247	500
	Sandy Hill	269	111	161
2020-09-22	Byward Market	197	96	155
	West Centertown	70	61	55
	Hintonburg - Mechanicsville	42	31	30
	Lowertown	32	25	21
	Lebreton	11	10	11
	Ottawa - All Neighborhoods	1606	307	881
	Centretown	858	247	500
2020-09-23	Sandy Hill	269	111	161
	Byward Market	197	96	155
	West Centertown	70	61	55
	Hintonburg - Mechanicsville	42	31	30
	Lowertown	32	25	21
	Lebreton	11	10	11
	Ottawa - All Neighborhoods	1606	307	881
2020-09-24	Centretown	858	247	500
	Sandy Hill	269	111	161
	Byward Market	197	96	155
	West Centertown	70	61	55
	Hintonburg - Mechanicsville	42	31	30
	Lowertown	32	25	21
	Lebreton	11	10	11
2020-09-25	Ottawa - All Neighborhoods	1606	307	881
	Centretown	858	247	500
	Sandy Hill	269	111	161
	Byward Market	197	96	155
	West Centertown	70	61	55
	Hintonburg - Mechanicsville	42	31	30
	Lowertown	32	25	21
2020-09-26	Lebreton	11	10	11
	Ottawa - All Neighborhoods	1606	307	881
	Centretown	858	247	500
	Sandy Hill	269	111	161
	Byward Market	197	96	155
	West Centertown	70	61	55
	Hintonburg - Mechanicsville	42	31	30
2020-09-27	Lowertown	32	25	21
	Lebreton	11	10	11
	Ottawa - All Neighborhoods	1606	307	881
	Centretown	858	247	500
	Sandy Hill	269	111	161
	Byward Market	197	96	155
	West Centertown	70	61	55
2020-09-28	Hintonburg - Mechanicsville	42	31	30
	Lowertown	32	25	21
	Lebreton	11	10	11
	Ottawa - All Neighborhoods	1606	307	881
	Centretown	858	247	500
	Sandy Hill	269	111	161
	Byward Market	197	96	155
2020-09-29	West Centertown	70	61	55
	Hintonburg - Mechanicsville	42	31	30
	Lowertown	32	25	21
	Lebreton	11	10	11
	Ottawa - All Neighborhoods	1606	307	881
	Centretown	858	247	500
	Sandy Hill	269	111	161
2020-09-30	Byward Market	197	96	155
	West Centertown	70	61	55
	Hintonburg - Mechanicsville	42	31	30
	Lowertown	32	25	21
	Lebreton	11	10	11
	Ottawa - All Neighborhoods	1606	307	881
	Centretown	858	247	500



2020-09-13	Island Park - Wellington Village	2	3	2
	Ottawa - All Neighborhoods	516	263	305
	Centretown	278	165	179
	Byward Market	82	72	53
	Sandy Hill	56	45	41
	West Centertown	28	34	18
	Lowertown	16	16	11
	Hintonburg - Mechanicsville	14	18	10
	Lebreton	2	7	2
2020-09-14	Island Park - Wellington Village	0	1	0
	Ottawa - All Neighborhoods	615	272	350
	Centretown	321	196	202
	Sandy Hill	98	70	73
	Byward Market	64	70	51
	West Centertown	39	42	28
	Hintonburg - Mechanicsville	23	21	15
	Lowertown	10	13	8
	Lebreton	4	8	4
2020-09-15	Island Park - Wellington Village	1	4	1
	Ottawa - All Neighborhoods	630	284	340
	Centretown	303	204	184
	Sandy Hill	136	81	102
	Byward Market	75	76	48
	West Centertown	35	30	24
	Hintonburg - Mechanicsville	12	11	8
	Lowertown	9	13	8
	Lebreton	4	4	3
2020-09-16	Island Park - Wellington Village	1	6	1
	Ottawa - All Neighborhoods	703	289	418
	Centretown	387	221	259
	Sandy Hill	135	90	102
	Byward Market	86	87	60
	West Centertown	38	39	27
	Hintonburg - Mechanicsville	10	15	8
	Lowertown	6	11	6
	Island Park - Wellington Village	3	4	3
2020-09-17	Lebreton	1	6	1
	Ottawa - All Neighborhoods	701	294	412
	Centretown	350	191	216
	Sandy Hill	159	106	122

2020-09-18	Byward Market	87	94	64
	West Centertown	26	28	20
	Hintonburg - Mechanicsville	10	15	9
	Lowertown	9	11	7
	Lebreton	9	8	8
	Island Park - Wellington Village	3	6	2
	Ottawa - All Neighborhoods	1140	295	527
	Centretown	616	204	298
	Sandy Hill	214	110	158
	Byward Market	138	81	88
2020-09-19	West Centertown	36	37	27
	Lowertown	17	26	14
	Hintonburg - Mechanicsville	17	22	13
	Lebreton	9	9	8
	Island Park - Wellington Village	4	8	3
	Ottawa - All Neighborhoods	2425	306	773
	Centretown	1183	224	417
	Byward Market	461	88	171
	Sandy Hill	439	120	231
	West Centertown	53	40	40
2020-09-20	Hintonburg - Mechanicsville	45	30	32
	Lowertown	38	34	26
	Lebreton	22	16	14
	Island Park - Wellington Village	9	6	8
	Ottawa - All Neighborhoods	1511	295	519
	Centretown	794	228	303
	Sandy Hill	287	95	158
	Byward Market	188	71	82
	West Centertown	57	41	36
	Hintonburg - Mechanicsville	27	23	18
2020-09-21	Lebreton	8	12	6
	Lowertown	7	18	5
	Island Park - Wellington Village	2	5	2
	Ottawa - All Neighborhoods	599	291	339
	Centretown	308	211	191
	Sandy Hill	100	68	75
	Byward Market	88	66	59
	West Centertown	31	33	25
	Hintonburg - Mechanicsville	19	18	12
	Lowertown	9	9	8

2020-09-22	Lebreton	7	9	6
	Island Park - Wellington Village	2	4	2
	Ottawa - All Neighborhoods	651	299	399
	Centretown	306	227	202
	Sandy Hill	187	105	135
	Byward Market	78	67	57
	West Centertown	17	30	15
	Hintonburg - Mechanicsville	10	13	7
	Lowertown	8	18	7
2020-09-23	Lebreton	2	7	2
	Island Park - Wellington Village	2	2	2
	Ottawa - All Neighborhoods	613	310	390
	Centretown	288	209	208
	Sandy Hill	135	93	100
	Byward Market	73	68	58
	West Centertown	24	39	19
	Lowertown	21	19	16
	Hintonburg - Mechanicsville	9	16	8
2020-09-24	Lebreton	4	9	4
	Island Park - Wellington Village	1	2	1
	Ottawa - All Neighborhoods	569	304	366
	Centretown	275	204	199
	Sandy Hill	135	87	99
	West Centertown	41	46	34
	Byward Market	40	52	29
	Hintonburg - Mechanicsville	16	20	12
	Lowertown	15	22	9
2020-09-25	Island Park - Wellington Village	2	2	2
	Lebreton	1	5	1
	Ottawa - All Neighborhoods	903	302	535
	Centretown	358	157	231
	Sandy Hill	210	123	165
	Byward Market	156	108	98
	West Centertown	66	48	51
	Lowertown	15	33	12
	Hintonburg - Mechanicsville	10	15	10
2020-09-26	Island Park - Wellington Village	3	3	2
	Lebreton	2	5	2
	Ottawa - All Neighborhoods	1240	301	698
	Centretown	504	186	314

2020-09-27	Byward Market	266	128	186
	Sandy Hill	257	130	170
	West Centertown	38	34	28
	Hintonburg - Mechanicsville	28	21	21
	Lowertown	27	25	20
	Lebreton	12	19	12
	Island Park - Wellington Village	8	6	7
	Ottawa - All Neighborhoods	793	265	415
	Centretown	366	176	229
	Sandy Hill	137	79	96
2020-09-28	Byward Market	127	58	85
	West Centertown	52	54	29
	Hintonburg - Mechanicsville	27	20	21
	Lowertown	10	9	7
	Lebreton	7	5	3
	Island Park - Wellington Village	1	3	1
	Ottawa - All Neighborhoods	593	262	319
	Centretown	294	196	176
	Sandy Hill	107	65	76
	Byward Market	77	44	59
2020-09-29	West Centertown	44	51	29
	Hintonburg - Mechanicsville	14	18	10
	Lowertown	10	13	8
	Lebreton	3	4	3
	Island Park - Wellington Village	0	3	0
	Ottawa - All Neighborhoods	440	288	282
	Centretown	174	149	116
	Sandy Hill	126	105	98
	Byward Market	42	57	36
	West Centertown	36	44	25
2020-09-30	Lowertown	9	25	8
	Hintonburg - Mechanicsville	7	12	6
	Lebreton	4	7	4
	Island Park - Wellington Village	3	2	3
	Ottawa - All Neighborhoods	435	300	272
	Centretown	189	163	120
	Sandy Hill	130	96	95
	West Centertown	32	44	25
	Byward Market	28	55	21
	Lowertown	17	20	12

	Hintonburg - Mechanicsville	6	11	6
	Lebreton	2	7	2
	Island Park - Wellington Village	1	2	1
2020-10-01	Ottawa - All Neighborhoods	618	284	361
	Centretown	272	165	174
	Sandy Hill	139	102	115
	Byward Market	82	68	49
	West Centertown	33	39	29
	Lowertown	27	22	11
	Hintonburg - Mechanicsville	14	19	14
	Lebreton	3	7	3
	Island Park - Wellington Village	2	6	2
2020-10-02	Ottawa - All Neighborhoods	492	309	319
	Centretown	175	118	121
	Sandy Hill	134	105	111
	Byward Market	63	109	46
	Lowertown	29	28	21
	West Centertown	24	33	18
	Hintonburg - Mechanicsville	8	19	8
	Lebreton	4	8	4
	Island Park - Wellington Village	3	7	2
2020-10-03	Ottawa - All Neighborhoods	873	309	446
	Centretown	321	166	161
	Sandy Hill	205	109	139
	Byward Market	193	128	120
	West Centertown	48	42	31
	Lowertown	14	26	14
	Hintonburg - Mechanicsville	11	19	10
	Lebreton	4	8	4
	Island Park - Wellington Village	2	7	2
2020-10-04	Ottawa - All Neighborhoods	483	301	288
	Centretown	163	144	121
	Sandy Hill	123	103	87
	Byward Market	79	83	53
	West Centertown	43	40	25
	Hintonburg - Mechanicsville	13	17	12
	Lebreton	5	7	4
	Lowertown	3	15	3
	Island Park - Wellington Village	1	2	1
2020-10-05	Ottawa - All Neighborhoods	437	293	282

	Centretown	168	136	116
	Sandy Hill	145	129	109
	Byward Market	50	69	44
	West Centertown	17	22	12
	Lowertown	12	26	11
	Hintonburg - Mechanicsville	2	10	2
	Lebreton	0	4	0
	Island Park - Wellington Village	0	1	0
2020-10-06	Ottawa - All Neighborhoods	499	295	326
	Sandy Hill	206	117	149
	Centretown	144	138	114
	Byward Market	58	62	39
	West Centertown	16	24	14
	Lowertown	16	31	13
	Hintonburg - Mechanicsville	11	13	10
	Lebreton	0	7	0
	Island Park - Wellington Village	0	2	0
2020-10-07	Ottawa - All Neighborhoods	364	307	240
	Sandy Hill	147	115	104
	Centretown	124	126	89
	Byward Market	25	70	22
	West Centertown	15	21	15
	Hintonburg - Mechanicsville	7	15	6
	Lowertown	2	29	2
	Lebreton	1	8	1
	Island Park - Wellington Village	1	2	1
2020-10-08	Ottawa - All Neighborhoods	477	292	311
	Sandy Hill	174	122	131
	Centretown	170	127	118
	Byward Market	32	60	29
	West Centertown	23	23	17
	Lowertown	19	30	16
	Hintonburg - Mechanicsville	10	11	9
	Lebreton	3	11	3
	Island Park - Wellington Village	0	3	0
2020-10-09	Ottawa - All Neighborhoods	642	295	389
	Centretown	222	119	141
	Sandy Hill	211	142	153
	Byward Market	77	76	54
	West Centertown	24	20	21

2020-10-10	Lowertown	21	44	16
	Hintonburg - Mechanicsville	14	9	12
	Lebreton	5	7	5
	Island Park - Wellington Village	2	3	2
	Ottawa - All Neighborhoods	717	305	418
	Centretown	232	170	165
	Sandy Hill	220	128	149
	Byward Market	132	111	88
	West Centertown	26	18	22
2020-10-11	Lowertown	17	38	16
	Hintonburg - Mechanicsville	6	8	6
	Lebreton	2	4	2
	Island Park - Wellington Village	0	4	0
	Ottawa - All Neighborhoods	690	290	352
	Centretown	269	169	146
	Byward Market	204	95	104
	Sandy Hill	109	93	85
	Lowertown	30	37	24
2020-10-12	West Centertown	29	27	21
	Hintonburg - Mechanicsville	14	10	11
	Lebreton	1	2	1
	Island Park - Wellington Village	1	3	1
	Ottawa - All Neighborhoods	444	281	239
	Centretown	155	133	99
	Sandy Hill	142	124	90
	Byward Market	74	70	42
	West Centertown	15	24	14
2020-10-13	Lowertown	15	45	14
	Hintonburg - Mechanicsville	2	4	2
	Island Park - Wellington Village	1	2	1
	Lebreton	0	2	0
	Ottawa - All Neighborhoods	224	258	144
	Sandy Hill	76	90	57
	Centretown	72	122	51
	Byward Market	21	50	17
	West Centertown	9	23	6
	Lowertown	9	30	9
	Hintonburg - Mechanicsville	6	3	4
	Island Park - Wellington Village	1	1	1
	Lebreton	0	2	0



2020-10-14	Ottawa - All Neighborhoods	435	263	262
	Centretown	159	118	103
	Sandy Hill	152	123	112
	Byward Market	53	62	42
	West Centertown	14	32	14
	Lowertown	11	17	9
	Hintonburg - Mechanicsville	8	4	5
	Lebreton	6	13	6
2020-10-15	Ottawa - All Neighborhoods	288	272	179
	Sandy Hill	134	131	93
	Centretown	90	99	57
	Byward Market	32	58	25
	West Centertown	12	27	10
	Lowertown	6	12	5
	Lebreton	0	6	0
	Hintonburg - Mechanicsville	0	1	0
2020-10-16	Ottawa - All Neighborhoods	522	283	315
	Sandy Hill	232	162	157
	Centretown	151	103	94
	Byward Market	56	68	46
	West Centertown	19	28	14
	Lowertown	12	24	11
	Hintonburg - Mechanicsville	3	6	3
	Lebreton	1	5	1
2020-10-17	Ottawa - All Neighborhoods	648	291	394
	Sandy Hill	274	154	177
	Centretown	198	148	142
	Byward Market	79	89	63
	West Centertown	21	26	18
	Lowertown	11	31	11
	Hintonburg - Mechanicsville	3	5	3
	Lebreton	2	7	2
2020-10-18	Ottawa - All Neighborhoods	438	283	239
	Centretown	176	142	98
	Sandy Hill	116	105	86
	Byward Market	68	74	43
	Lowertown	24	35	19
	West Centertown	5	26	5
	Lebreton	2	8	2
	Hintonburg - Mechanicsville	1	1	1

2020-10-19	Ottawa - All Neighborhoods	292	276	180
	Sandy Hill	113	108	85
	Centretown	105	120	62
	Byward Market	32	53	27
	Lowertown	11	27	9
	West Centertown	3	24	3
	Lebreton	3	7	3
	Hintonburg - Mechanicsville	2	3	2
	Island Park - Wellington Village	0	1	0
2020-10-20	Ottawa - All Neighborhoods	385	269	247
	Sandy Hill	176	103	117
	Centretown	109	130	86
	Byward Market	20	56	16
	West Centertown	15	28	12
	Hintonburg - Mechanicsville	12	6	9
	Lowertown	11	23	9
	Lebreton	3	5	3
2020-10-21	Ottawa - All Neighborhoods	250	255	159
	Sandy Hill	100	86	68
	Centretown	89	113	61
	Byward Market	21	58	20
	West Centertown	11	23	10
	Lowertown	9	23	9
	Lebreton	2	5	2
	Hintonburg - Mechanicsville	1	2	1
2020-10-22	Ottawa - All Neighborhoods	393	262	247
	Sandy Hill	161	104	120
	Centretown	123	98	78
	Byward Market	36	67	23
	West Centertown	19	26	11
	Lowertown	15	30	12
	Hintonburg - Mechanicsville	2	3	2
	Lebreton	1	8	1
	Island Park - Wellington Village	0	1	0
2020-10-23	Ottawa - All Neighborhoods	738	247	462
	Centretown	230	118	171
	Sandy Hill	195	87	143
	Byward Market	128	89	95
	West Centertown	50	48	39
	Lowertown	39	35	23

	Lebreton	12	12	8
	Hintonburg - Mechanicsville	10	4	7
	Island Park - Wellington Village	0	1	0
2020-10-24	Ottawa - All Neighborhoods	424	205	245
	Centretown	172	101	113
	Sandy Hill	84	58	65
	Byward Market	73	63	38
	Lowertown	24	28	17
	West Centertown	19	37	12
	Hintonburg - Mechanicsville	13	7	11
	Lebreton	3	11	2
2020-10-25	Ottawa - All Neighborhoods	408	168	201
	Centretown	148	88	97
	Sandy Hill	94	50	63
	Byward Market	52	46	38
	West Centertown	43	21	18
	Lowertown	23	16	17
	Lebreton	13	9	8
	Hintonburg - Mechanicsville	13	15	6
	Island Park - Wellington Village	0	2	0
2020-10-26	Ottawa - All Neighborhoods	108	129	76
	Centretown	45	50	29
	Sandy Hill	31	20	27
	Byward Market	12	25	11
	Lowertown	6	12	6
	West Centertown	2	13	2
	Lebreton	1	4	1
	Hintonburg - Mechanicsville	1	6	1
	Island Park - Wellington Village	0	2	0
2020-10-27	Ottawa - All Neighborhoods	123	132	96
	Sandy Hill	46	28	37
	Centretown	33	50	28
	Byward Market	9	32	8
	West Centertown	8	21	6
	Lowertown	5	12	4
	Lebreton	1	3	1
	Hintonburg - Mechanicsville	1	5	1
	Island Park - Wellington Village	0	2	0
2020-10-28	Ottawa - All Neighborhoods	184	125	135
	Centretown	70	54	61

	Sandy Hill	58	26	47
	Byward Market	19	35	18
	West Centertown	10	28	8
	Lowertown	7	11	5
	Hintonburg - Mechanicsville	5	5	3
	Lebreton	0	3	0
	Island Park - Wellington Village	0	3	0
2020-10-29	Ottawa - All Neighborhoods	185	111	143
	Centretown	79	55	69
	Sandy Hill	41	27	35
	Byward Market	15	25	13
	West Centertown	12	30	11
	Hintonburg - Mechanicsville	7	12	7
	Lowertown	6	8	5
	Lebreton	1	3	1
	Island Park - Wellington Village	0	4	0
2020-10-30	Ottawa - All Neighborhoods	167	101	116
	Centretown	73	33	44
	Sandy Hill	38	22	31
	Byward Market	19	24	18
	West Centertown	18	24	18
	Lowertown	5	7	5
	Lebreton	2	6	2
	Hintonburg - Mechanicsville	1	6	1
	Island Park - Wellington Village	0	4	0
2020-10-31	Ottawa - All Neighborhoods	28	62	25
	Centretown	11	19	10
	West Centertown	5	11	5
	Byward Market	4	14	4
	Sandy Hill	3	4	3
	Hintonburg - Mechanicsville	2	6	2
	Island Park - Wellington Village	1	4	1
	Lowertown	0	3	0
	Lebreton	0	4	0