

Kick E-Scooters in Ottawa

Status:	Closed	Partial completes:	10 (2.7%)
Start date:	2020-02-18	Screened out:	0 (0%)
End date:	2020-03-04	Reached end:	360 (97.3%)
Live:	16 days	Total responded:	370
Questions:	11		
Languages:	en, fr		

1. Have you ever ridden a kick e-scooter?

(Each respondent could choose only ONE of the following responses.)

Response	Total	% of responses	%
Yes	153		41
No	217		59

Total respondents: 370
Skipped question: 0

0% 20% 40% 60% 80%

2. If the City permitted kick e-scooter sharing in Ottawa, how likely are you to ride a kick e-scooter?

(Each respondent could choose only ONE of the following responses.)

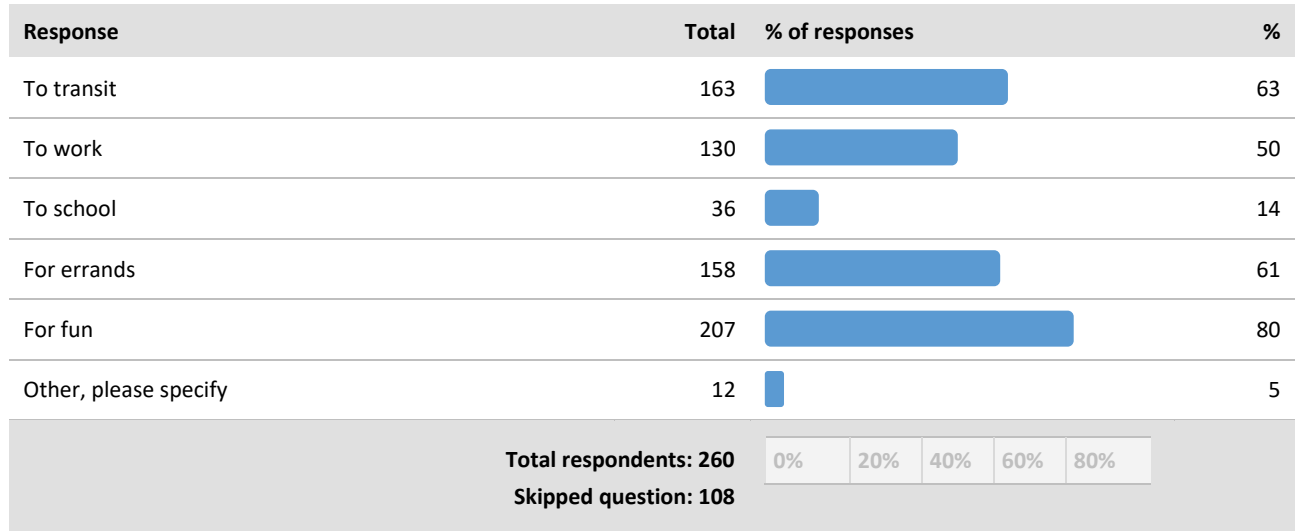
Response	Total	% of responses	%
Very likely	189		51
Somewhat likely	72		19
Not likely	103		28
Other, please specify	6		2

Total respondents: 370
Skipped question: 0

0% 20% 40% 60% 80%

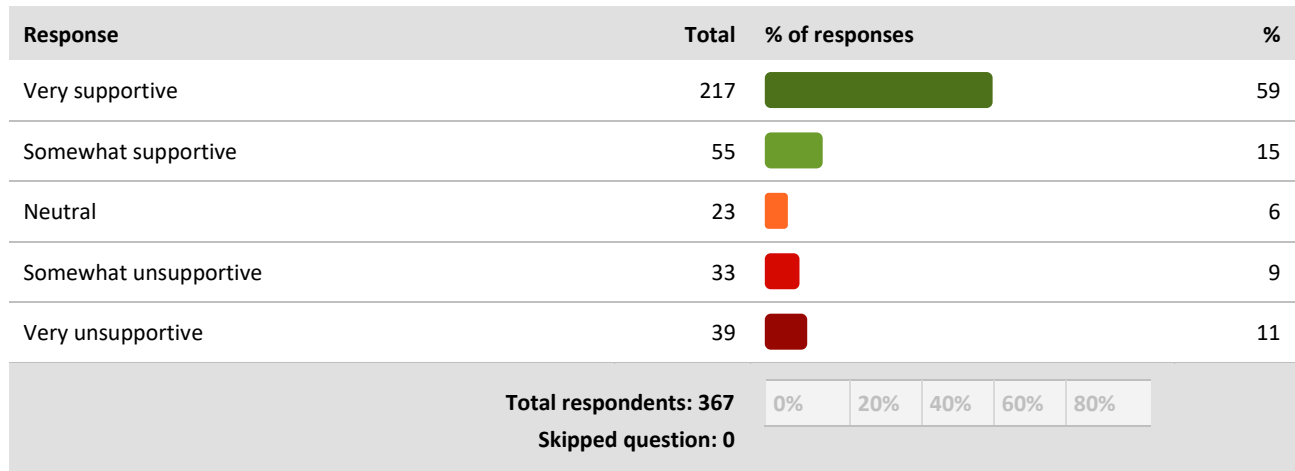
3. What kinds of trips might you take on a kick e-scooter?

(Each respondent could choose MULTIPLE responses.)



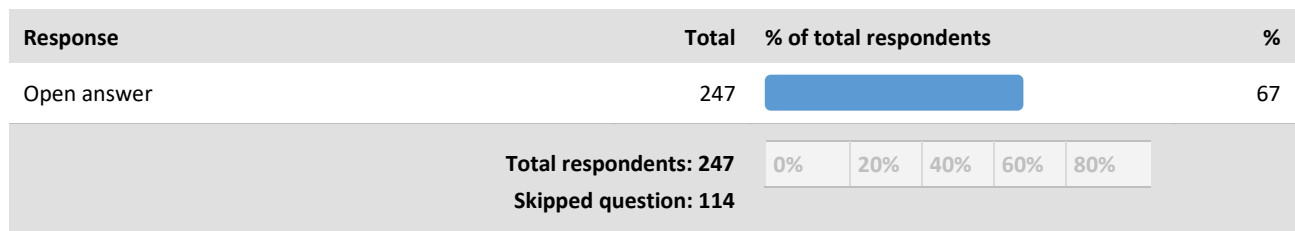
4. How supportive are you of the City permitting kick e-scooters in Ottawa?

(Each respondent could choose only ONE of the following responses.)




5. Why are you very supportive/somewhat supportive/neutral?

(Each respondent could write a single open-ended response of maximum 2000 characters.)










6. Why are you somewhat unsupportive or very unsupportive?

(Each respondent could write a single open-ended response of maximum 2000 characters.)

Response	Total	% of total respondents	%
Open answer	49		13
Total respondents: 49 Skipped question: 311		<div style="display: flex; justify-content: space-between; width: 100%;"> 0% 20% 40% 60% 80% </div>	


7. How do you usually get around?

(Each respondent could choose MULTIPLE responses.)

Response	Total	% of responses	%
Walk	55		76
Transit	30		42
Bicycle	46		64
Car - driver	38		53
Car- passenger	13		18
Taxi or ride share	13		18
Other, please specify	2		3
Total respondents: 72 Skipped question: 288		<div style="display: flex; justify-content: space-between; width: 100%;"> 0% 20% 40% 60% 80% </div>	

8. What are the first 3 digits of your postal code?

(Each respondent could write a single open-ended response of maximum 255 characters.)

Response	Total	% of total respondents	%
Open answer	221		60
Total respondents: 221 Skipped question: 139		<div style="display: flex; justify-content: space-between; width: 100%;"> 0% 20% 40% 60% 80% </div>	

9. How old are you?

(Each respondent could choose only ONE of the following responses.)

Response	Total	% of responses	%
15 or less	1		0
16-24	36		10
25-44	192		53
45-54	75		21
55-64	37		10
65 or more	19		5

Total respondents: 360 0% 20% 40% 60% 80%
Skipped question: 0

10. What is your gender?

(Each respondent could choose only ONE of the following responses.)

Response	Total	% of responses	%
Female	114		32
Male	227		63
Non-binary	2		1
Prefer not to say	17		5

Total respondents: 360 0% 20% 40% 60% 80%
Skipped question: 0

11. Any other comments?

(Each respondent could write a single open-ended response of maximum 2000 characters.)

Response	Total	% of total respondents	%
Open answer	105		28

Total respondents: 105 0% 20% 40% 60% 80%
Skipped question: 255

