



## Noise Management: Service Request Data 2012-2016

**By-law & Regulatory Services**  
**Services des règlements municipaux**



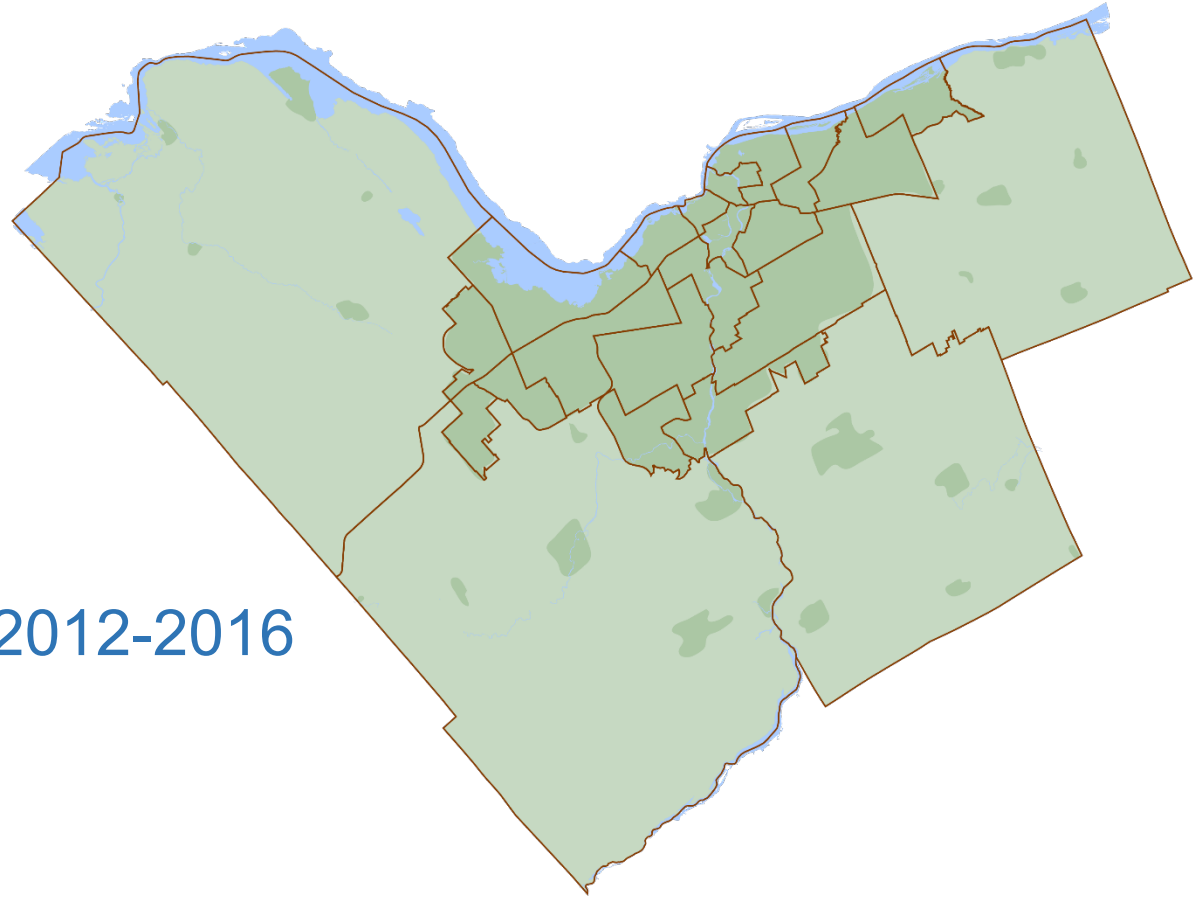
*Ottawa*

Serving Our Community • Au service de notre communauté

## Table of Contents

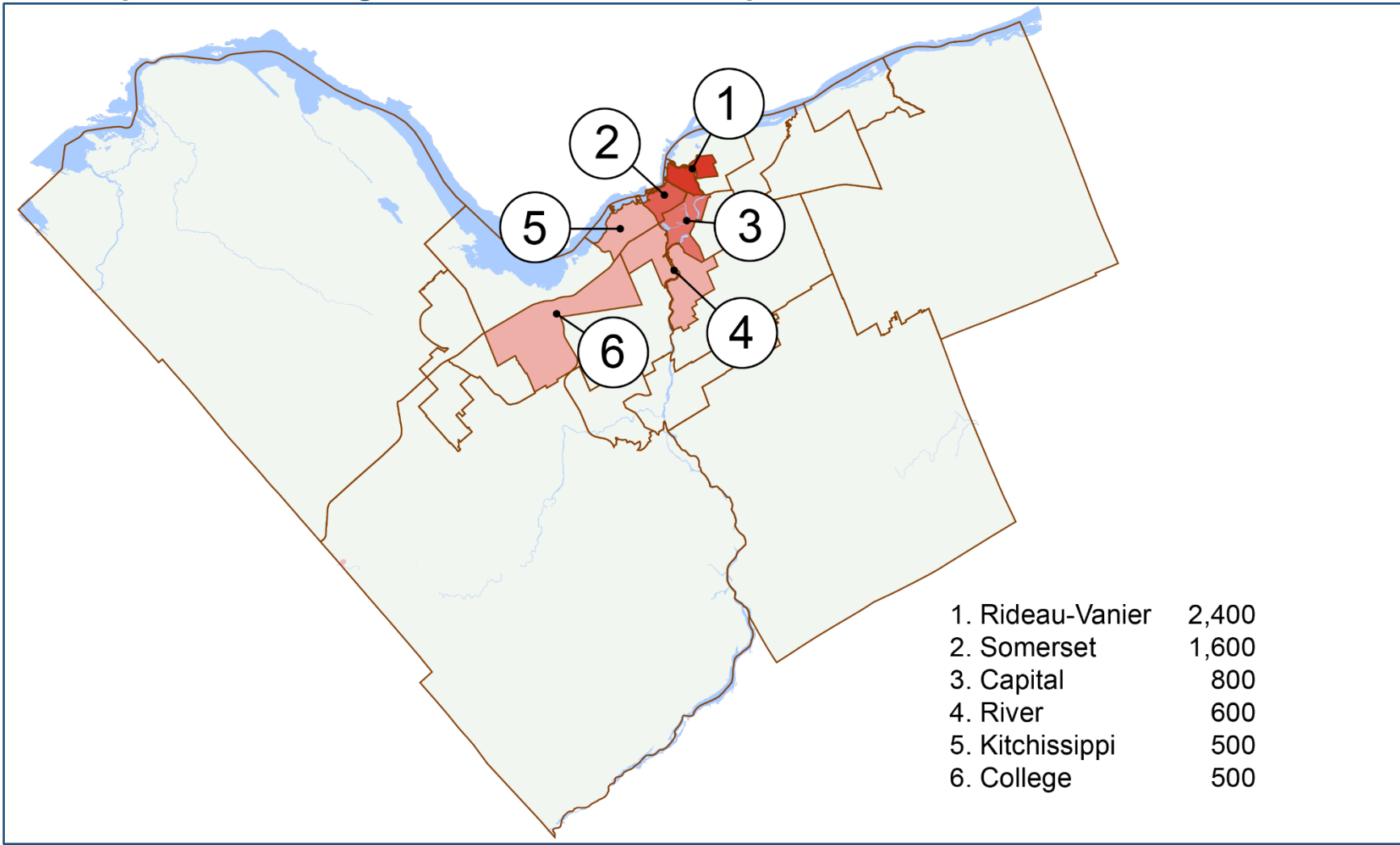
CITY-WIDE DATA 2012-2016.....	3
<i>Map: Wards with Significant Noise Service Request Volume.....</i>	4
<i>Service Requests by Location .....</i>	5
<i>Service Requests by Call Type, 2012-2016.....</i>	6
WARD DATA 2012-2016.....	7
<i>Ward 1 – Orléans .....</i>	8
<i>Ward 2 – Innes .....</i>	9
<i>Ward 3 – Barrhaven .....</i>	10
<i>Ward 4 – Kanata North .....</i>	11
<i>Ward 5 – West Carleton-March .....</i>	12
<i>Ward 6 – Stittsville .....</i>	13
<i>Ward 7 – Bay.....</i>	14
<i>Ward 8 - College.....</i>	15
<i>Ward 9 – Knoxdale-Merivale.....</i>	16
<i>Ward 10 – Gloucester-Southgate.....</i>	17
<i>Ward 11 – Beacon Hill-Cyrville .....</i>	18
<i>Ward 12 – Rideau-Vanier.....</i>	19
<i>Ward 13 – Rideau-Rockcliffe .....</i>	20
<i>Ward 14 - Somerset.....</i>	21
<i>Ward 15 – Kitchissippi.....</i>	22
<i>Ward 16 – River.....</i>	23
<i>Ward 17 – Capital .....</i>	24
<i>Ward 18 – Alta Vista .....</i>	25
<i>Ward 19 – Cumberland .....</i>	26
<i>Ward 20 – Osgoode.....</i>	27
<i>Ward 21 – Rideau-Goulbourn .....</i>	28
<i>Ward 22 – Gloucester-South Nepean.....</i>	29
<i>Ward 23 – Kanata South .....</i>	30

## City-Wide Data 2012-2016



City of Ottawa  
Service Requests for Noise, By Year and Type

Map: Wards with Significant Noise Service Request Volume



City of Ottawa

**Service Requests for Noise, By Year and Type**

**Service Requests by Location**

Ward	2012	2013	2014	2015	2016	Average	Percentage
1	409	366	272	228	244	304	3%
2	338	281	251	177	162	242	2%
3	339	362	327	344	246	324	3%
4	188	172	161	201	138	172	2%
5	114	84	90	61	56	81	1%
6	170	168	132	141	115	145	1%
7	508	465	364	435	427	440	4%
<b>8</b>	<b>701</b>	<b>562</b>	<b>504</b>	<b>507</b>	<b>406</b>	<b>536</b>	<b>5%</b>
9	439	370	341	330	279	352	3%
10	466	481	409	343	330	406	4%
11	405	422	328	337	287	356	3%
<b>12</b>	<b>2,740</b>	<b>2,662</b>	<b>2,219</b>	<b>2,302</b>	<b>2,165</b>	<b>2,418</b>	<b>21%</b>
<b>13</b>	<b>631</b>	<b>678</b>	<b>428</b>	<b>540</b>	<b>525</b>	<b>560</b>	<b>5%</b>
<b>14</b>	<b>1,701</b>	<b>1,635</b>	<b>1,491</b>	<b>1,566</b>	<b>1,613</b>	<b>1,601</b>	<b>14%</b>
<b>15</b>	<b>660</b>	<b>633</b>	<b>462</b>	<b>514</b>	<b>494</b>	<b>553</b>	<b>5%</b>
<b>16</b>	<b>799</b>	<b>652</b>	<b>644</b>	<b>557</b>	<b>431</b>	<b>617</b>	<b>5%</b>
<b>17</b>	<b>800</b>	<b>1,026</b>	<b>795</b>	<b>725</b>	<b>662</b>	<b>802</b>	<b>7%</b>
18	488	476	379	361	368	414	4%
19	343	274	202	217	263	260	2%
20	65	68	83	105	84	81	1%
21	74	84	88	106	61	83	1%
22	230	220	266	194	208	224	2%
23	308	361	309	273	239	298	3%
<b>Total</b>	<b>12,916</b>	<b>12,502</b>	<b>10,545</b>	<b>10,564</b>	<b>9,803</b>	<b>11,269</b>	<b>100%</b>

\* **Bold Wards have disproportionately high volumes of service requests.**

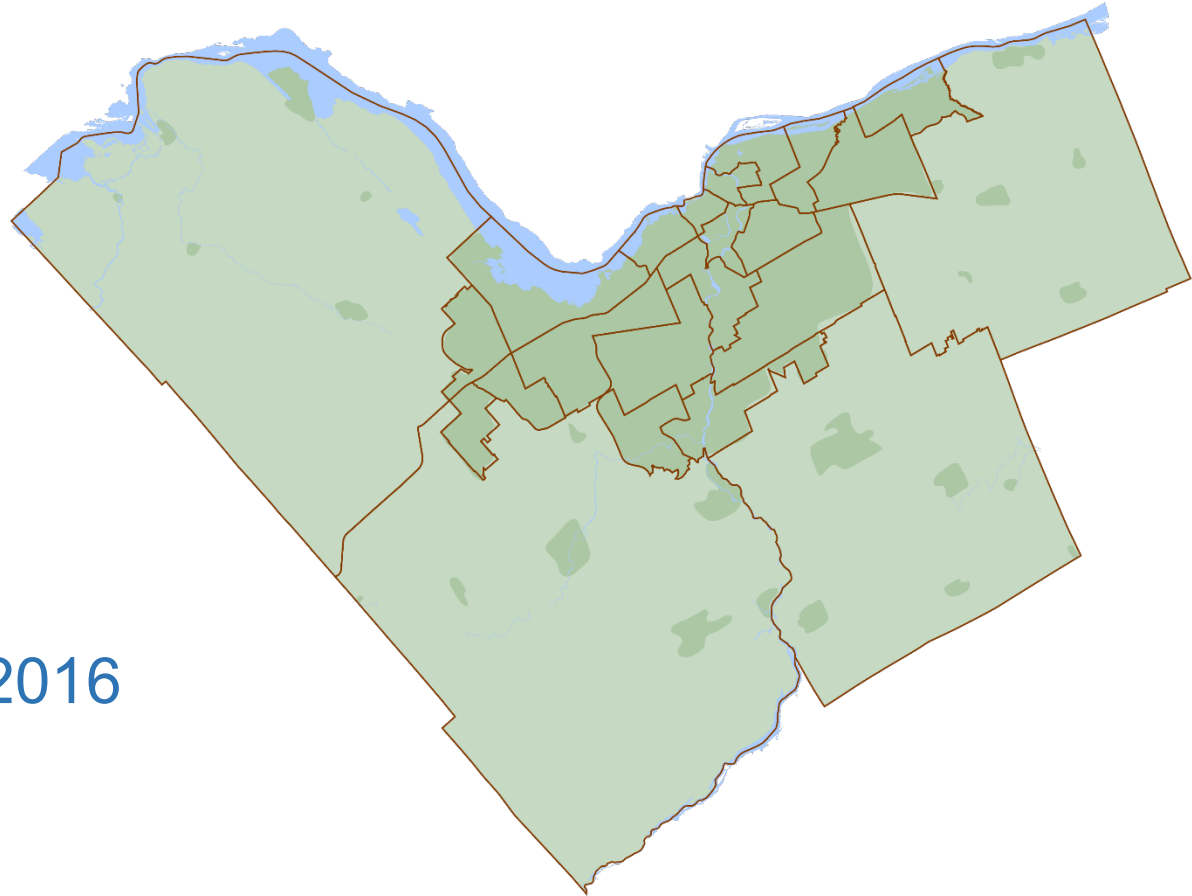
City of Ottawa

**Service Requests for Noise, By Year and Type**

**Service Requests by Call Type, 2012-2016**

<b>Call Type</b>	<b>Number</b>	<b>Percentage</b>
Music	28148	50%
Shouting	14503	26%
Construction	4564	8%
Machinery	2305	4%
Info-Noise	1369	2%
Car Alarms	1302	2%
Idling	1146	2%
Delivery/Load/Unload	693	1%
Power Mower/Generator	595	1%
Other	1732	3%

# Ward Data 2012-2016



City of Ottawa

**Service Requests for Noise, By Year and Type**

**Ward 1 – Orléans**

<b>Request Type</b>	<b>2012</b>	<b>2013</b>	<b>2014</b>	<b>2015</b>	<b>2016</b>	<b>Average</b>
Car Alarms	13	4	3	2	1	5
Construction	20	26	20	13	9	18
Delivery/Load/Unload	3	4	2		3	2
Festival	2					0
Garbage					1	0
H-Vac/Street Sweeper	4	2	1	2	2	2
Idling	11	9	6	4	8	8
Info-Noise	6	9	1	5	6	5
Machinery	8	3	19	17	35	16
Muffler	8	12	8	4	11	9
Music	209	200	141	126	113	158
Outdoor Patio	1	7				2
Power Mower/Generator	16	9				5
Shouting	106	77	69	51	49	70
Special Event	1	1		1	1	1
Squeal Tires		1	1	1	2	1
Vehicle Repair	1	2	1	2	3	2
<b>Total</b>	<b>409</b>	<b>366</b>	<b>272</b>	<b>228</b>	<b>244</b>	<b>304</b>



City of Ottawa  
**Service Requests for Noise, By Year and Type**

**Ward 2 – Innes**

<b>Summary</b>	<b>2012</b>	<b>2013</b>	<b>2014</b>	<b>2015</b>	<b>2016</b>	<b>Average</b>
Car Alarms	4	4	7	2	3	4
Construction	14	19	26	9	15	17
Delivery/Load/Unload	2		4	1	2	2
Garbage	1					0
H-Vac/Street Sweeper	1	5	1	1		2
Idling	5	1	6	5	7	5
Info-Noise	1	15	12	11	2	8
Machinery- AirCond/Fan/Pool/Mower/Generator	7	4	14	10	6	8
Muffler	6	2	11	2	4	5
Music	211	142	120	98	91	132
Outdoor Patio	1	1				0
Power Mower/Generator	3	10				3
Shouting	82	75	48	38	32	55
Special Event		1				0
Vehicle Repair		2	2			1
<b>Total</b>	<b>338</b>	<b>281</b>	<b>251</b>	<b>177</b>	<b>162</b>	<b>242</b>

City of Ottawa  
**Service Requests for Noise, By Year and Type**

**Ward 3 – Barrhaven**

<b>Summary</b>	<b>2012</b>	<b>2013</b>	<b>2014</b>	<b>2015</b>	<b>2016</b>	<b>Average</b>
Car Alarms		5	14	3	6	6
Construction	51	27	37	28	29	34
Delivery/Load/Unload	2	3	3	2		2
Festival	1		1		2	1
H-Vac/Street Sweeper	2			3		1
Idling	6	13	8	8	11	9
Info-Noise	3	8	10	5	5	6
Machinery	9	15	19	24	5	14
Muffler	3	6	7	4	7	5
Music	165	176	165	184	124	163
Outdoor Patio		4				1
Power Mower/Generator	11	14				5
Shouting	83	84	62	79	56	73
Squeal Tires	1	1		1		1
Vehicle Repair	1	5		2	1	2
(blank)	1	1	1	1		1
<b>Total</b>	<b>339</b>	<b>362</b>	<b>327</b>	<b>344</b>	<b>246</b>	<b>324</b>

City of Ottawa  
**Service Requests for Noise, By Year and Type**

**Ward 4 – Kanata North**

<b>Summary</b>	<b>2012</b>	<b>2013</b>	<b>2014</b>	<b>2015</b>	<b>2016</b>	<b>Average</b>
Car Alarms		1	6	12	10	6
Construction	28	12	18	21	6	17
Delivery/Load/Unload	4	13	4	4	2	5
Garbage	6	7	4			3
H-Vac/Street Sweeper	1	6	3	1	1	2
Idling	3	5	5	6	3	4
Info-Noise	2	1	4	3	4	3
Machinery	15	7	14	12	13	12
Muffler	1	2	5	3	2	3
Music	75	77	67	103	67	78
Outdoor Patio	2	2				1
Power Mower/Generator	5	8				3
Shouting	44	31	31	36	30	34
Snow Removal	1					0
Vehicle Repair	1					0
<b>Total</b>	<b>188</b>	<b>172</b>	<b>161</b>	<b>201</b>	<b>138</b>	<b>172</b>

City of Ottawa  
**Service Requests for Noise, By Year and Type**

**Ward 5 – West Carleton-March**

<b>Summary</b>	<b>2012</b>	<b>2013</b>	<b>2014</b>	<b>2015</b>	<b>2016</b>	<b>Average</b>
Car Alarms	2				1	1
Construction	9	6	10	3	5	7
Delivery/Load/Unload	1	1	4	1		1
Festival	1					0
H-Vac/Street Sweeper					1	0
Idling		2	1			1
Info-Noise	3	8	8	5	1	5
Machinery			13	11	6	6
Muffler	5	6	4	3	1	4
Music	54	36	38	31	35	39
Power Mower/Generator	7	6				3
Shouting	23	16	10	4	5	12
Squeal Tires	6	2	2			2
Vehicle Repair	3	1		3	1	2
<b>Total</b>	<b>114</b>	<b>84</b>	<b>90</b>	<b>61</b>	<b>56</b>	<b>81</b>

City of Ottawa  
**Service Requests for Noise, By Year and Type**

**Ward 6 – Stittsville**

<b>Summary</b>	<b>2012</b>	<b>2013</b>	<b>2014</b>	<b>2015</b>	<b>2016</b>	<b>Average</b>
Car Alarms	4	4	3	5	2	4
Construction	18	15	6	20	16	15
Delivery/Load/Unload	2	2	2	3	6	3
Garbage					2	0
H-Vac/Street Sweeper				3	3	1
Idling	3	5	5	7	3	5
Info-Noise	3	2	1	1	3	2
Machinery	9	3	15	7	15	10
Muffler	1	7	4	12	2	5
Music	64	74	60	64	40	60
Outdoor Patio		3				1
Power Mower/Generator	4	6				2
Shouting	58	38	34	18	23	34
Vehicle Repair	4	9	2	1		3
<b>Total</b>	<b>170</b>	<b>168</b>	<b>132</b>	<b>141</b>	<b>115</b>	<b>145</b>

City of Ottawa  
**Service Requests for Noise, By Year and Type**

**Ward 7 – Bay**

<b>Summary</b>	<b>2012</b>	<b>2013</b>	<b>2014</b>	<b>2015</b>	<b>2016</b>	<b>Average</b>
Car Alarms	16	24	16	7	40	21
Construction	38	77	25	27	30	39
Delivery/Load/Unload	10	3	9	4	3	6
Festival	3	1				1
Garbage	3	4				1
H-Vac/Street Sweeper	4	2	1	4	1	2
Idling	6	11	6	2	9	7
Info-Noise	8	19	16	14	9	13
Machinery	10	21	22	28	38	24
Muffler	5	2	4	3	1	3
Music	275	193	200	250	213	226
Outdoor Patio				1		0
Power Mower/Generator	16	8				5
Shouting	113	99	65	93	83	91
Special Event		1		2		1
Vehicle Repair	1					0
<b>Total</b>	<b>508</b>	<b>465</b>	<b>364</b>	<b>435</b>	<b>427</b>	<b>440</b>

City of Ottawa  
**Service Requests for Noise, By Year and Type**

**Ward 8 - College**

<b>Summary</b>	<b>2012</b>	<b>2013</b>	<b>2014</b>	<b>2015</b>	<b>2016</b>	<b>Average</b>
Car Alarms	8	11	15	6	16	11
Construction	28	29	30	27	27	28
Delivery/Load/Unload	16	2	8	8	3	7
Garbage	5	3	1	1	1	2
H-Vac/Street Sweeper	6	6		4	2	4
Idling	5	9	4	7	4	6
Info-Noise	11	7	17	9	7	10
Machinery	9	23	23	45	21	24
Muffler	6	6	4	6	1	5
Music	360	284	265	262	197	274
Outdoor Patio	6	3				2
Power Mower/Generator	18	15				7
Shouting	216	163	137	129	124	154
Snow Removal	1					0
Squeal Tires	2			1		1
Vehicle Repair	4			2	3	2
(blank)		1				0
<b>Total</b>	<b>701</b>	<b>562</b>	<b>504</b>	<b>507</b>	<b>406</b>	<b>536</b>

City of Ottawa  
**Service Requests for Noise, By Year and Type**

**Ward 9 – Knoxdale-Merivale**

<b>Summary</b>	<b>2012</b>	<b>2013</b>	<b>2014</b>	<b>2015</b>	<b>2016</b>	<b>Average</b>
Car Alarms	14	17	7	13	4	11
Construction	32	22	22	33	10	24
Delivery/Load/Unload	2	2		1	5	2
Festival	1					0
Garbage	1	5		2		2
H-Vac/Street Sweeper	2		2			1
Idling	4	2	8	6	8	6
Info-Noise	4	9	10	13	9	9
Machinery	5	1	33	27	24	18
Muffler	2	7	5	2	3	4
Music	257	200	152	140	140	178
Outdoor Patio	3	2				1
Power Mower/Generator	4	6				2
Shouting	107	95	99	92	71	93
Special Event					2	0
Squeal Tires		1	2	1	1	1
Vehicle Repair	1	1	1		1	1
(blank)					1	0
<b>Total</b>	<b>439</b>	<b>370</b>	<b>341</b>	<b>330</b>	<b>279</b>	<b>352</b>



City of Ottawa  
**Service Requests for Noise, By Year and Type**

**Ward 10 – Gloucester-Southgate**

<b>Summary</b>	<b>2012</b>	<b>2013</b>	<b>2014</b>	<b>2015</b>	<b>2016</b>	<b>Average</b>
Car Alarms	8	22	12	22	12	15
Construction	20	12	14	18	16	16
Delivery/Load/Unload		3	2	6	2	3
Festival		3				1
H-Vac/Street Sweeper	4	3	3	4	1	3
Idling	4	7	18	27	16	14
Info-Noise	9	18	14	4	12	11
Machinery	7	5	10	20	17	12
Muffler	5	6	3	3	1	4
Music	246	252	207	160	164	206
Outdoor Patio	1	1				0
Power Mower/Generator	12	8				4
Shouting	148	138	118	79	88	114
Special Event		1	6			1
Squeal Tires			1			0
Vehicle Repair	1	1			1	1
(blank)	1	1	1			1
<b>Total</b>	<b>466</b>	<b>481</b>	<b>409</b>	<b>343</b>	<b>330</b>	<b>406</b>

City of Ottawa

**Service Requests for Noise, By Year and Type**

**Ward 11 – Beacon Hill-Cyrville**

<b>Summary</b>	<b>2012</b>	<b>2013</b>	<b>2014</b>	<b>2015</b>	<b>2016</b>	<b>Average</b>
Car Alarms	4	4	6	14	5	7
Construction	25	22	18	3	17	17
Delivery/Load/Unload	3	3		6	3	3
Festival		1		1		0
H-Vac/Street Sweeper	3	5	3	1	1	3
Idling	4	6	15	4	5	7
Info-Noise	14	22	12	9	6	13
Machinery	2	4	16	16	20	12
Muffler	3	2	5	6	4	4
Music	256	257	180	186	142	204
Outdoor Patio	1	3				1
Power Mower/Generator	7	10				3
Shouting	82	82	71	91	82	82
Special Event			1			0
Vehicle Repair	1		1		2	1
(blank)		1				0
<b>Total</b>	<b>405</b>	<b>422</b>	<b>328</b>	<b>337</b>	<b>287</b>	<b>356</b>

City of Ottawa

**Service Requests for Noise, By Year and Type**

**Ward 12 –Rideau-Vanier**

<b>Summary</b>	<b>2012</b>	<b>2013</b>	<b>2014</b>	<b>2015</b>	<b>2016</b>	<b>Average</b>
Car Alarms	49	26	33	27	33	34
Construction	65	112	124	110	106	103
Delivery/Load/Unload	9	14	13	24	12	14
Festival	1	2	6	7	7	5
Garbage	3	3	3	7	5	4
H-Vac/Street Sweeper	5	8	5	1	2	4
Idling	30	21	19	24	33	25
Info-Noise	45	62	48	29	26	42
Machinery- AirCond/Fan/Pool/Mower/Generator	20	16	53	77	55	44
Muffler	4	3	12	4	3	5
Music	1,588	1,477	1,179	1,209	1,255	1342
Outdoor Patio	18	28		2		10
Power Mower/Generator	34	18				10
Proactive - Not CC Use	1				1	0
Shouting	860	867	712	777	623	768
Snow Removal	3	1				1
Special Event	1	1	7	1	2	2
Squeal Tires	2	1	2			1
Vehicle Repair	2	1	2		2	1
(blank)		1	1	3		1
<b>Total</b>	<b>2,740</b>	<b>2,662</b>	<b>2,219</b>	<b>2,302</b>	<b>2,165</b>	<b>2,418</b>

City of Ottawa

**Service Requests for Noise, By Year and Type**

**Ward 13 – Rideau-Rockcliffe**

<b>Summary</b>	<b>2012</b>	<b>2013</b>	<b>2014</b>	<b>2015</b>	<b>2016</b>	<b>Average</b>
Car Alarms	22	24	11	18	6	16
Construction	45	54	22	53	41	43
Delivery/Load/Unload	7	5	3	5	3	5
Festival	7	2	2	2	8	4
Garbage				1		0
H-Vac/Street Sweeper	5	1	2	1	2	2
Idling	14	67	16	13	21	26
Info-Noise	17	15	18	10	20	16
Machinery	16	12	22	43	39	26
Muffler	9	11	3	15	10	10
Music	319	321	223	256	261	276
Outdoor Patio	2	4				1
Power Mower/Generator	21	12				7
Shouting	146	147	103	122	109	125
Special Event		1			1	0
Squeal Tires			1	1	1	1
Vehicle Repair		1	1		3	1
(blank)	1	1	1			1
<b>Total</b>	<b>631</b>	<b>678</b>	<b>428</b>	<b>540</b>	<b>525</b>	<b>560</b>

City of Ottawa

**Service Requests for Noise, By Year and Type**

**Ward 14 - Somerset**

<b>Summary</b>	<b>2012</b>	<b>2013</b>	<b>2014</b>	<b>2015</b>	<b>2016</b>	<b>Average</b>
Car Alarms	39	25	58	48	29	40
Construction	202	226	167	177	229	200
Delivery/Load/Unload	38	22	24	46	24	31
Festival	27	19	16	9	28	20
Garbage	19	10	3	10	12	11
H-Vac/Street Sweeper	20	22	7	11	8	14
Idling	31	34	25	27	38	31
Info-Noise	35	40	34	47	36	38
Machinery	24	21	110	85	99	68
Muffler		2			2	1
Music	770	744	676	705	735	726
Outdoor Patio	16	8	1		2	5
Parades		1				0
Power Mower/Generator	34	62				19
Shouting	441	399	365	392	367	393
Snow Removal	1		1			0
Special Event	3		4	8	4	4
Vehicle Repair	1			1		0
<b>Total</b>	<b>1,701</b>	<b>1,635</b>	<b>1,491</b>	<b>1,566</b>	<b>1,613</b>	<b>1,601</b>

City of Ottawa  
**Service Requests for Noise, By Year and Type**

**Ward 15 – Kitchissippi**

<b>Summary</b>	<b>2012</b>	<b>2013</b>	<b>2014</b>	<b>2015</b>	<b>2016</b>	<b>Average</b>
Car Alarms	26	20	11	22	5	17
Construction	94	137	89	95	96	102
Delivery/Load/Unload	11	14	5	16	11	11
Festival	3	2	2			1
Garbage	4	1		2	4	2
H-Vac/Street Sweeper	6	4	6	2	3	4
Idling	25	20	13	16	16	18
Info-Noise	16	16	17	12	11	14
Machinery	16	31	43	57	55	40
Muffler	1	4	2	1	4	2
Music	275	259	179	197	193	221
Outdoor Patio	4	5	2	1		2
Power Mower/Generator	18	22				8
Shouting	158	94	91	89	95	105
Snow Removal		1		1		0
Special Event	2	1	1	1		1
Squeal Tires					1	0
Vehicle Repair	1	2	1	2		1
<b>Total</b>	<b>660</b>	<b>633</b>	<b>462</b>	<b>514</b>	<b>494</b>	<b>553</b>

**Service Requests for Noise, By Year and Type**

**Ward 16 – River**

<b>Summary</b>	<b>2012</b>	<b>2013</b>	<b>2014</b>	<b>2015</b>	<b>2016</b>	<b>Average</b>
Car Alarms	30	13	18	20	12	19
Construction	41	24	23	29	15	26
Delivery/Load/Unload	7	3	4	1	1	3
Festival	13	29	85	1	8	27
Garbage	1					0
H-Vac/Street Sweeper		1	1	2	1	1
Idling	16	11	10	20	19	15
Info-Noise	13	16	22	9	11	14
Machinery- AirCond/Fan/Pool/Mower/Generator	9	9	24	41	22	21
Muffler	5	3		5	4	3
Music	416	331	315	287	226	315
Outdoor Patio	6	2				2
Power Mower/Generator	20	14				7
Proactive - Not CC Use				1		0
Shouting	214	189	139	135	108	157
Snow Removal			1			0
Special Event	1	5	1	5	3	3
Squeal Tires	1					0
Vehicle Repair	6	2	1	1	1	2
<b>Total</b>	<b>799</b>	<b>652</b>	<b>644</b>	<b>557</b>	<b>431</b>	<b>617</b>

City of Ottawa

**Service Requests for Noise, By Year and Type**

**Ward 17 – Capital**

<b>Summary</b>	<b>2012</b>	<b>2013</b>	<b>2014</b>	<b>2015</b>	<b>2016</b>	<b>Average</b>
Car Alarms	18	16	11	10	11	13
Construction	32	108	53	69	68	66
Delivery/Load/Unload	7	5	45	19	9	17
Festival	4	4	4	4	6	4
Garbage		6		1		1
H-Vac/Street Sweeper	3	5	2	2	2	3
Idling	15	7	21	15	11	14
Info-Noise	6	20	19	17	16	16
Machinery	7	14	27	34	43	25
Muffler	2	2	2	2	4	2
Music	401	513	339	353	283	378
Outdoor Patio	12	8				4
Power Mower/Generator	11	9				4
Shouting	281	309	262	188	202	248
Special Event			10	11	2	5
Squeal Tires					2	0
Vehicle Repair	1				3	1
<b>Total</b>	<b>800</b>	<b>1,026</b>	<b>795</b>	<b>725</b>	<b>662</b>	<b>802</b>



City of Ottawa

**Service Requests for Noise, By Year and Type**

**Ward 18 – Alta Vista**

<b>Summary</b>	<b>2012</b>	<b>2013</b>	<b>2014</b>	<b>2015</b>	<b>2016</b>	<b>Average</b>
Car Alarms	15	16	11	11	6	12
Construction	27	65	17	47	31	37
Delivery/Load/Unload	1	13	3	14	6	7
Festival		1				0
Garbage		5		1		1
H-Vac/Street Sweeper	2	1	1	3	1	2
Idling	8	6	8	7	5	7
Info-Noise	18	21	8	12	11	14
Machinery	11	8	30	34	41	25
Muffler	1		4	1	1	1
Music	249	231	190	142	189	200
Outdoor Patio	6	1				1
Power Mower/Generator	19	7				5
Proactive - Not CC Use		1	1			0
Shouting	129	98	105	88	74	99
Snow Removal		1				0
Squeal Tires				1		0
Vehicle Repair	2	1	1		3	1
<b>Total</b>	<b>488</b>	<b>476</b>	<b>379</b>	<b>361</b>	<b>368</b>	<b>414</b>

City of Ottawa

**Service Requests for Noise, By Year and Type**

**Ward 19 – Cumberland**

<b>Summary</b>	<b>2012</b>	<b>2013</b>	<b>2014</b>	<b>2015</b>	<b>2016</b>	<b>Average</b>
Car Alarms	4	3	4	1	3	3
Construction	38	18	28	39	33	31
Delivery/Load/Unload	2	1	2	4		2
Festival		2				0
Garbage					2	0
H-Vac/Street Sweeper	1	2			1	1
Idling	7	13	5	6	6	7
Info-Noise	6	5	10	9	13	9
Machinery	2	4	15	23	19	13
Muffler	6	9	5	5	4	6
Music	200	135	95	96	134	132
Outdoor Patio	1	2				1
Power Mower/Generator	9	11				4
Proactive - Not CC Use	1					0
Shouting	65	67	36	32	47	49
Snow Removal		1				0
Special Event			1	1	1	1
Squeal Tires				1		0
Vehicle Repair	1	1	1			1
<b>Total</b>	<b>343</b>	<b>274</b>	<b>202</b>	<b>217</b>	<b>263</b>	<b>260</b>

City of Ottawa  
**Service Requests for Noise, By Year and Type**

**Ward 20 – Osgoode**

<b>Summary</b>	<b>2012</b>	<b>2013</b>	<b>2014</b>	<b>2015</b>	<b>2016</b>	<b>Average</b>
Car Alarms	1		1		2	1
Construction	11	10	11	6	9	9
Delivery/Load/Unload	1		9	6		3
Festival				3		1
Idling		2		3	5	2
Info-Noise	1	4	2	3		2
Machinery	1		8	9	8	5
Muffler	7	3	5	2	6	5
Music	31	31	42	66	43	43
Outdoor Patio		1				0
Power Mower/Generator	5	12				3
Shouting	6	4	3	4	10	5
Special Event			2	2	1	1
Vehicle Repair	1	1		1		1
<b>Total</b>	<b>65</b>	<b>68</b>	<b>83</b>	<b>105</b>	<b>84</b>	<b>81</b>

City of Ottawa  
**Service Requests for Noise, By Year and Type**

**Ward 21 – Rideau-Goulbourn**

<b>Summary</b>	<b>2012</b>	<b>2013</b>	<b>2014</b>	<b>2015</b>	<b>2016</b>	<b>Average</b>
Car Alarms	3	5	1	2	1	2
Construction	3	12	8	1	9	7
Delivery/Load/Unload	3	1	7	6	1	4
Garbage		1				0
H-Vac/Street Sweeper		1				0
Idling	4		3	1	2	2
Info-Noise	5	3	3	9	1	4
Machinery		2	7	11	8	6
Muffler	3	5	1		1	2
Music	33	40	42	67	29	42
Outdoor Patio	2	1	1		1	1
Power Mower/Generator	4	3				1
Shouting	11	10	13	9	6	10
Special Event	1					0
Vehicle Repair	1		2		2	1
(blank)	1					0
<b>Total</b>	<b>74</b>	<b>84</b>	<b>88</b>	<b>106</b>	<b>61</b>	<b>83</b>

City of Ottawa  
**Service Requests for Noise, By Year and Type**

**Ward 22 – Gloucester-South Nepean**

<b>Summary</b>	<b>2012</b>	<b>2013</b>	<b>2014</b>	<b>2015</b>	<b>2016</b>	<b>Average</b>
Car Alarms	13	7	10	6	8	9
Construction	15	28	28	13	21	21
Delivery/Load/Unload	2	6	1			2
Garbage					2	0
H-Vac/Street Sweeper	6		2		2	2
Idling	8	2	9	2	5	5
Info-Noise	5	9	11	5	3	7
Machinery	11	8	15	14	13	12
Muffler	1	2	3	6	4	3
Music	98	93	114	96	102	101
Outdoor Patio	2	2				1
Parades				1		0
Power Mower/Generator	18	6				5
Shouting	51	57	72	51	48	56
(blank)			1			0
<b>Total</b>	<b>230</b>	<b>220</b>	<b>266</b>	<b>194</b>	<b>208</b>	<b>224</b>

City of Ottawa  
**Service Requests for Noise, By Year and Type**

**Ward 23 – Kanata South**

<b>Summary</b>	<b>2012</b>	<b>2013</b>	<b>2014</b>	<b>2015</b>	<b>2016</b>	<b>Average</b>
Car Alarms	4	17	3	5	4	7
Construction	36	58	25	29	20	34
Delivery/Load/Unload	2	2		5	4	3
Garbage		4		1		1
H-Vac/Street Sweeper	2	3	4	1	1	2
Idling	4	5	6	4	8	5
Info-Noise	8	7	8	8	6	7
Machinery	5	10	27	31	20	19
Muffler	2	5	9	4	9	6
Music	150	152	137	123	118	136
Outdoor Patio	3	3			1	1
Power Mower/Generator	9	14				5
Shouting	83	80	90	62	45	72
Special Event					1	0
Vehicle Repair					2	0
(blank)		1				0
<b>Total</b>	<b>308</b>	<b>361</b>	<b>309</b>	<b>273</b>	<b>239</b>	<b>298</b>